



Building Spelling Skills

GRADE 1

Correlated to State and Common Core State Standards

- 30 spelling units
 - 5- & 8-word lists
 - targeted skills
 - practice activities
 - dictation sentences
- Spelling strategies and teaching ideas
- More reproducible forms:
 - recordkeeping
 - weekly testing
- Answer key

Building Spelling Skills 9

Visual Memory
Fill in the boxes.

pet fed let get red

1.

2.

3.

4.

5.

Building Spelling Skills WEEK 9

Spelling List

This Week's Focus:

- Spell short e words
- Spell words in the -et word family

STEP 1 Trace and Spell

1. pet

2. get

3. let

4. fed

STEP 2 Copy and Spell

STEP 3 Cover and Spell

(fold)



Enhanced E-book

**Correlated
to State and
Common Core
State Standards**

Visit
www.teaching-standards.com
to view a correlation of
this book.

**This book is also available
in a consumable student
practice book edition.**

**Benefit from the same targeted skills practice
in a time- and money-saving format.**

Save money

Consumable books reduce the cost of copying
to your school by at least 30%.

Save time

Say goodbye to copying, collating, and stapling,
and save at least 30 minutes a week.

Save student work


Student practice books work great as student
portfolios and give you easy access to a record
of each student's skill acquisition.

**Building Spelling Skills, Daily Practice
Student Practice Books**

160 pages in each individual book.
Student Practice Books are sold
in 5-packs.

Grade 1	EMC 6591
Grade 2	EMC 6592
Grade 3	EMC 6593
Grade 4	EMC 6594
Grade 5	EMC 6595
Grade 6	EMC 6596

Student practice books are a sole source product
and are only available for purchase directly from
Evan-Moor Educational Publishers. To purchase
student books, visit www.evan-moor.com.





Evan-Moor®

Helping Children Learn

Thank you for purchasing an Evan-Moor e-book!

Attention Acrobat Reader Users: In order to use this e-book you need to have Adobe Reader 8 or higher. To download Adobe Reader for free, visit www.adobe.com.

Using This E-book

This e-book can be used in a variety of ways to enrich your classroom instruction.

You can:

- engage students by projecting this e-book onto an interactive whiteboard
- save paper by printing out only the pages you need
- find what you need by performing a keyword search
... and much more!

For helpful teaching suggestions and creative ideas on how you can use the features of this e-book to enhance your classroom instruction, visit www.evan-moor.com/ebooks.

User Agreement

With the purchase of Evan-Moor electronic materials, you are granted a single-user license which entitles you to use or duplicate the content of this electronic book for use within your classroom or home only. Sharing materials or making copies for additional individuals or schools is prohibited. Evan-Moor Corporation retains full intellectual property rights on all its products, and these rights extend to electronic editions of books.

If you would like to use this Evan-Moor e-book for additional purposes not outlined in the single-user license (described above), please visit www.evan-moor.com/help/copyright.aspx for an *Application to Use Copyrighted Materials* form.

This page intentionally left blank

Building GRADE 1 Spelling Skills

What's in This Book?

Scope and Sequence	2
Teaching the Weekly Unit	4
Spelling Strategies	6
How to Study Your List	7
Sentences for Dictation	8
Take-Home Spelling Lists	10
Weeks 1–30 Activity Pages	20
Forms	
Spelling Record Sheet (class)	140
My Spelling Record (student)	141
End-of-Week Spelling Test Form	142
Blank Spelling List Form	143
Crossword Puzzle Template	144
Parent Letter for Take-Home Lists	145
Student Spelling Dictionaries	146
<i>You Are a Super Speller!</i> Certificate	148
Master Word List (alphabetical)	149
Answer Key	151

Writing: Sharman and Douglas Wurst
 Content Editing: Leslie Sorg
 Copy Editing: Cathy Harber
 Art Direction: Cheryl Puckett
 Cover Design: Cheryl Puckett
 Illustration: Jim Palmer
 Design/Production: Jia-Fang Eubanks
 Yuki Meyer

EMC 2705



Evan-Moor[®]
Helping Children Learn

Visit
teaching-standards.com
 to view a correlation
 of this book.
 This is a free service.

**Correlated to State and
 Common Core State Standards**

**Congratulations on your purchase of some of the
 finest teaching materials in the world.**

*Photocopying the pages in this book
 is permitted for single-classroom use only.
 Making photocopies for additional classes
 or schools is prohibited.*

For information about other Evan-Moor products, call 1-800-777-4362,
 fax 1-800-777-4332, or visit our Web site, www.evan-moor.com.

Entire contents © 2007 EVAN-MOOR CORP.

Original edition © 2002 EVAN-MOOR CORP.

18 Lower Ragsdale Drive, Monterey, CA 93940-5746. Printed in USA.


Scope and Sequence

Week	Focus	Page
1	Spell short a words; Recognize a as a special word	20
2	Spell short i words	24
3	Spell words in the -an and -at families	28
4	Review short a and i words; Review the -an word family	32
5	Spell short u words; Recognize to as a special word	36
6	Spell short u words; Recognize I as a special word	40
7	Review short i , a , and u words; Recognize the special vowel sound in put	44
8	Spell short o words; Recognize the as a special word	48
9	Spell short e words; Spell words in the -et word family	52
10	Review short o , i , and e words; Recognize the -op and -en word families.	56
11	Review short e , a , and o words; Practice with rhyming words	60
12	Spell plural forms of words	64
13	Spell words that end with ll	68
14	Spell words with the initial or final consonant digraph sh ; Recognize rhyming words.	72

Week	Focus	Page
15	Spell long a words with silent e ; Recognize the short u sound in come	76
16	Spell long i words with silent e ; Spell words with the long i sound spelled y	80
17	Review long a and i words with silent e	84
18	Spell words with the long e sound spelled e and ee	88
19	Spell words with the long o sound; Recognize do and you as special words.	92
20	Review words with long vowel sounds made with a silent e ; Review words with the long e sound spelled ee	96
21	Spell plural forms of words	100
22	Spell words that end in nt and nd	104
23	Spell words with initial or final st	108
24	Spell words with the vowel digraphs ay and oa	112
25	Review words in the -all , -ill , and -ell word families	116
26	Spell words with the vowel digraph ow	120
27	Spell words with ar	124
28	Spell words with double consonants.	128
29	Spell words with the vowel digraph aw ; Spell words with the initial consonant digraph th ; Recognize what as a special word.	132
30	Spell words with the vowel sound in book ; Practice present and past tense words; Spell words in the -ook , -ood , and -and word families	136

Teaching the Weekly Unit

Monday's Page



Monday

Allot ample class time each Monday for introducing the spelling list and having students complete the first page of the unit.

Introducing the Week's Words

Give each student the spelling list for the week. Here are ways to introduce the words:

- Call attention to important consistencies noted in "This Week's Focus," such as a phonetic or structural element. For example, say: *As we read this week's spelling list, notice that all the words have the same vowel sound.*
- Read each word aloud and have students repeat it.
- Provide a model sentence using the word. Have several students give their own sentences.
- If desired, add "bonus words" based on the needs of your class. These may be high-utility words or words that the class is encountering in curricular studies.

Writing the Words

After introducing the words, have students study and write the words on the first page of the unit, following these steps:

Step 1: Trace and Spell

Have students trace the word and spell it aloud.

Step 2: Copy and Spell

Tell students to copy the word onto the first blank line and spell it again, touching each letter as it is spoken.

Step 3: Cover and Spell

Have students fold the paper along the fold line to cover the spelling words so that only the last column shows. Then have students write the word from memory.


Step 4: Uncover and Check

Tell students to open the paper and check the spelling. Students should touch each letter of the word as they spell it aloud.


Home Connection

Send home a copy of the Parent Letter (page 145) and the Take-Home Spelling List for the week (pages 10–19).

Strengthening Students' Spelling Skills

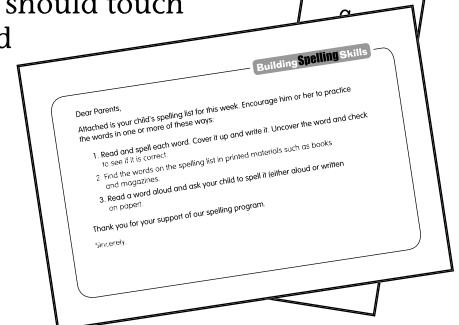



Spelling Strategies
Page 6



How to Study Your List
Page 7

At the beginning of the year, reproduce pages 6 and 7 for each student or on an overhead transparency. Review the general steps and strategies, encouraging students to apply them throughout the year.








Tuesday Visual Memory Activities

Have students complete the activities on the second page of the unit. Depending on students' abilities, these activities may be completed as a group or independently.

Visual Memory
Fill in the boxes.

an at and am a

1.  2. 

3.  4.  5. 

Find the Mistakes
Mark an X on the misspelled words.

- John an~~y~~ Mary are having fun.
- That is an fox.
- That is a ox.

Tuesday's Page

Wednesday Word Meaning and Dictation

Have students complete the Word Meaning activity on the third page of the unit. Then use the dictation sentences on pages 8 and 9 to guide students through "My Spelling Dictation." Follow these steps:

1. Ask students to listen to the complete sentence as you read it.
2. Say the sentence in phrases, repeating each phrase one time clearly. Have students repeat the phrase.
3. Wait as students write the phrase.
4. When the whole sentence has been written, read it again, having students touch each word as you say it.

Word Meaning
Write the missing word on the line.

1. I _____ sad.
an, am
2. Don _____ Dan ran fast.
an, and
3. She sat _____ the table.
at, a
4. He has _____ cat.
an, a
5. I ate _____ apple.
a, an
6. I like cake _____ pie.
and, a
7. I _____ happy.
an, am
8. I want _____.
at, a

Wednesday's Page

Word Study
Fill in the missing letter.

1. ____ cat sat in a hat.
2. That is ____n ook tree.
3. I have a cat ____nd a dog.
4. I ____m six years old.
5. Look ____J that rat!

Rhyming Words
Match the words that rhyme.

an _____ cat
at _____ pan
and _____ Pam
_____ nd

Thursday's Page

Thursday Word Study Activities

Have students complete the activities on the fourth page. Depending on students' abilities, these activities may be completed as a group or independently.

Friday Weekly Test


Friday provides students the chance to take the final test and to retake the dictation they did on Wednesday. A reproducible test form is provided on page 142. After the test, students can record their score on the "My Spelling Record" form (page 141).

Note: Reproduce this form for the end of the week test.

My Spelling Test
Listen to the words.
Write each word on a line.


1. _____
2. _____
3. _____
4. _____
5. _____
6. _____
7. _____
8. _____
9. _____

My Spelling Dictation
Listen to the sentences.
Write them on the lines.



Friday's Page

- ▶ Say a word correctly.



c...a...n...

- ▶ Think about what the word looks like.



c a n

- ▶ Look for small words in spelling words.




c a n

- ▶ Use rhyming words to help spell a word.




can ran fan


1 Trace and Spell




2 Copy and Spell



3 Cover and Spell



4 Uncover and Check



Sentences for Dictation

There are one or two dictation sentences for each spelling list. Space for sentence dictation is provided on Wednesday of each week and on Friday's test form (page 142).

- Ask students to listen to the complete sentence as you read it.
- Have students repeat the sentence.
- Read the sentence in phrases, repeating each phrase one time clearly.
- Have students repeat the phrase.
- Allow time for students to write the phrase.
- Read the sentence again, having students touch each word as you say it.

Week Dictation Sentences

- 1 I **am** on **a** bus.
- 2 **It is big.**
- 3 A **cat sat** in a **pan.**
- 4 **Six** cats and a man **ran.**
- 5 Is it **fun to run?**
- 6 I have a **pup** on the **bus.**
- 7 Is that **his** cat in the **sun?**
- 8 **The dog got on the** bus.
- 9 **Let my pet get fed.**
- 10 Did the **men stop** the **top?**
- 11 I put my **hand** in the **hot sand.**
- 12 The **cats** and **pigs** are in their **beds.**
- 13 The **ball fell** down the **hill.**
- 14 **She** saw a **shell** in the **dish.**
- 15 **Come** play the **game** by the **lake.**
- 16 I can **ride nine times** for a **dime.**
My five cats are **by** the door.

Week Dictation Sentences

- 17 That **bike** by the **gate** is **mine**.
I will **bake** a **fine** cake.
- 18 **He** can **see** the **sheep** by the **tree**.
We need to **be** at the game.
- 19 The **note** said to **go home**.
Do you have a **robe**?
- 20 I **gave** my **snake** a **late** lunch.
I can **use** my **feet** to make a **line**.
- 21 The **bees** were in the **boxes** of **roses**.
The **foxes** ate **bones**.
- 22 The **ant** went to **find** food.
I **want** to be **kind**.
- 23 Did **most** of the birds fly **fast** to the **nest**?
This **must** be the **last stamp**.
- 24 **May** I **play** with the **boat**?
Wear a **coat** when the **day** is cold.
- 25 Can you **smell** the **small** skunk by the **wall**?
All of us **will call** down the **well**.
- 26 Will you take the **brown cow** to **town**?
Now show me how to **row**.
- 27 **Are** you driving the **car far**?
At our **farm**, we put a **star** on each **jar** of jam.
- 28 The **funny bunny** jumped over the **puppy**.
The **happy little kitten** had a white **mitten**.
- 29 I **saw** a **paw** print on the **lawn**.
Did the **fawn** run and **then** stop?
- 30 **Take a look** at this **good book**.
I **took** some **wood** to make a **stand**.

Building Spelling Skills

NAME

WEEK

1

an

at

and

am

a

_____ bonus word

Building Spelling Skills

NAME

WEEK

2

in

is

it

big

did

_____ bonus word

Building Spelling Skills

NAME

WEEK

3

can

pan

man

cat

sat

_____ bonus word

Building Spelling Skills

NAME

WEEK

4

as
had
sit
six
ran

_____ bonus word

Building Spelling Skills

NAME

WEEK

5

up
us
run
fun
to

_____ bonus word

Building Spelling Skills

NAME

WEEK

6

pup
bus
but
tub
I

_____ bonus word

Building Spelling Skills

NAME

WEEK

7

his

dig

pat

sun

put

_____ bonus word

Building Spelling Skills

NAME

WEEK

8

not

on

dog

got

the

_____ bonus word

Building Spelling Skills

NAME

WEEK

9

pet

get

let

fed

red

_____ bonus word

Building Spelling Skills

NAME _____

WEEK
10

top
stop
men
fix
fox

_____ bonus word

Building Spelling Skills

NAME _____

WEEK
11

ten
hat
hot
sand
hand

_____ bonus word

Building Spelling Skills

NAME _____

WEEK
12

cats
pigs
beds
bugs
tops

_____ bonus word

Building Spelling Skills

NAME

WEEK
13

hill

bell

fell

ball

fall

bonus word

Building Spelling Skills

NAME

WEEK
14

she

ship

shell

dish

wish

bonus word

Building Spelling Skills

NAME

WEEK
15

make

came

lake

game

shake

ate

tape

come

bonus word

Building Spelling Skills

NAME

WEEK

16

five
time
like
dime
ride
nine
my
by

bonus word

Building Spelling Skills

NAME

WEEK

17

gate
rake
name
bake
fine
bike
hide
mine

bonus word

Building Spelling Skills

NAME

WEEK

18

we
me
he
be
see
need
tree
sheep

bonus word

Building Spelling Skills

NAME

WEEK
19

go
so
no
home
note
robe
do
you

_____ bonus word

Building Spelling Skills

NAME

WEEK
20

late
gave
cone
line
snake
feet
jeep
use

_____ bonus word

Building Spelling Skills

NAME

WEEK
21

ropes
bones
kites
bees
cakes
boxes
foxes
roses

_____ bonus word

Building Spelling Skills

NAME _____

WEEK

22

went

sent

ant

bend

find

mind

kind

want

bonus word

Building Spelling Skills

NAME _____

WEEK

23

fast

last

nest

must

most

step

stamp

still

bonus word

Building Spelling Skills

NAME _____

WEEK

24

day

may

stay

play

away

boat

coat

toad

bonus word

Building Spelling Skills

NAME

WEEK
25

all
wall
call
will
tell
well
small
smell

bonus word

Building Spelling Skills

NAME

WEEK
26

cow
now
down
town
brown
show
row
low

bonus word

Building Spelling Skills

NAME

WEEK
27

car
far
jar
star
start
farm
harm
are

bonus word

Building Spelling Skills

NAME _____

WEEK

28

funny
bunny
puppy
penny
happy
kitten
mitten
little

_____ bonus word

Building Spelling Skills

NAME _____

WEEK

29

saw
paw
law
lawn
fawn
then
this
what

_____ bonus word

Building Spelling Skills

NAME _____

WEEK

30

book
good
look
wood
took
take
stood
stand

_____ bonus word

Spelling List

This Week's Focus:

- Spell short **a** words
- Recognize **a** as a special word

STEP
1 Trace and Spell

STEP
2 Copy and Spell

STEP
3 Cover and Spell

1. an

2. at

3. and

4. am

5. a


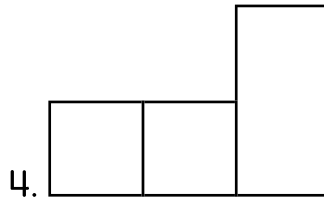

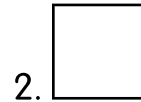
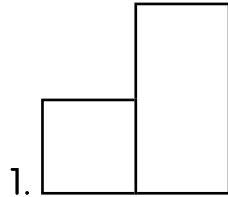
6. _____
bonus word

fold

_____	_____
_____	_____
_____	_____
_____	_____
_____	_____
_____	_____

Fill in the boxes.

an at and am a



Find the Mistakes

Mark an X on the misspelled words.

1. John ~~am~~ Mary are having fun.

2. That is an fox.

3. That is a ox.

4. Look ate that cat.

Word Meaning

Write the missing word on the line.

1. I _____ sad.
an, am

2. Don _____ Dan ran fast.
an, and

3. She sat _____ the table.
at, a

4. He has _____ cat.
an, a

5. I ate _____ apple.
a, an

My Spelling Dictation

Write the sentence.

Circle the spelling words.

Word Study

Fill in the missing letter.

1. ____ cat sat in a hat.
2. That is ____n oak tree.
3. I have a cat ____nd a dog.
4. I ____m six years old.
5. Look ____t that rat!

Rhyming Words

Match the words that rhyme.

an	cat
at	pan
and	Pam
am	sand

Building WEEK
2
Spelling
Skills

Spelling List

This Week's Focus:

- Spell short **i** words

STEP
1 Trace and Spell

STEP
2 Copy and Spell

STEP
3 Cover and Spell

1. in

2. is

3. it

4. big

5. did


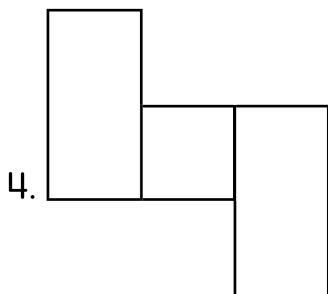
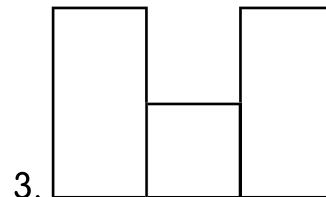
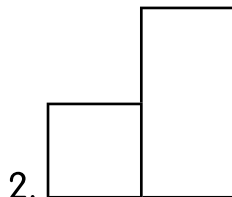

6. _____
bonus word

fold

_____	_____
_____	_____
_____	_____
_____	_____
_____	_____
_____	_____

Fill in the boxes.

in is it big did



Find the Correct Word

Circle the word that is spelled correctly.

1. ni

in

2. is

si

3. it

ti

4. gib

big

5. idd

did

Word Meaning

Fill in the missing word.

in is it big did

1. What _____ she say?
2. Put your toys _____ the box.
3. That _____ a fun game.
4. I have a _____ dog.
5. Is _____ the color blue?

My Spelling Dictation

Write the sentence.

Circle the spelling words.

Word Study

Fill in the missing letter.

1. D____d you have fun?
2. Is that b____g?
3. Is ____t big?
4. ____s it ____n the box?

Find the Hidden Words

Make a circle around each spelling word.

in is it big did

1. in is it big did

2. did big it is in

3. it is did in big

Spelling List

This Week's Focus:

- Spell words in the **-an** and **-at** families

STEP 1 Trace and Spell

STEP 2 Copy and Spell

STEP 3 Cover and Spell

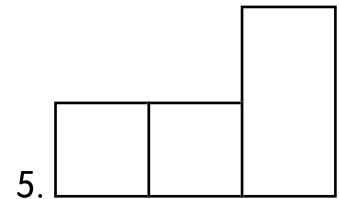
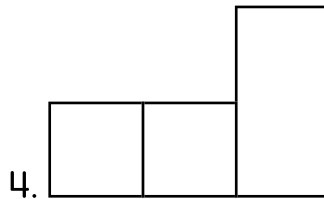
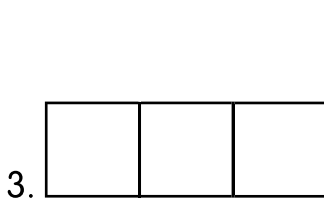
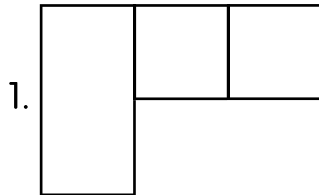
1. can
2. pan
3. man
4. cat
5. sat
6. _____
bonus word

fold

Visual Memory

Fill in the boxes.

can pan man cat sat



Spell Correctly

Unscramble the letters.
Write the spelling words.

can pan man cat sat

anp _____

tac _____

anm _____

tas _____

anc _____

Word Meaning

Write the missing word on the line.

1. The _____ drove the bus.
pan, man
2. I _____ tie my own shoes.
can, pan
3. I _____ by my best friend.
cat, sat
4. Stan has a cooking _____.
sat, pan
5. My pet _____ is fat.
sat, cat

My Spelling Dictation

Write the sentence.

Circle the spelling words.

Word Study

Read the words.

Write the words that rhyme in the correct box.

cat	pan	man	sat
can	pat	mat	tan

ran	rat
pan	

Complete each rhyming word.

1. I gave a pat
to my pet cat.

2. A fat rat
sat on a m_____.

3. I see a man
with a hot p_____.

4. My good friend Dan
picks up a c_____.

Spelling List

This Week's Focus:

- Review short **a** and **i** words
- Review the **-an** word family

STEP
1 Trace and Spell

STEP
2 Copy and Spell

STEP
3 Cover and Spell

1. as

2. had

3. sit

4. six

5. ran



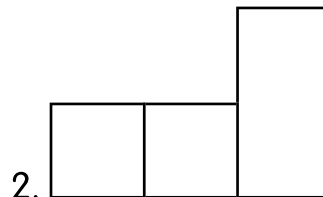
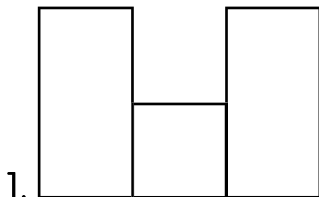
6. _____
bonus word

fold

_____	_____
_____	_____
_____	_____
_____	_____
_____	_____
_____	_____

Fill in the boxes.

as had sit six ran



Find the Mistakes

Mark an X on the misspelled words.

1. ~~os~~

as

2. ran

rin

3. had

hed

4. sut

sit

5. six

cix

Word Meaning

Fill in the missing word.

as had sit six ran

1. My cat likes to _____ in that chair.
2. I have _____ cats.
3. I _____ five dogs.
4. Dogs are not _____ good as cats.
5. All my dogs _____ away.

My Spelling Dictation

Write the sentence.

Circle the spelling words.

Word Study

Write the letters **an** to make new words.

b **an** _____

p _____

f _____

m _____

r _____

t _____

c _____

v _____

D _____

Find What's Missing

Fill in the missing letter.

as had sit six ran

s____t

r____n

ha____

a____

s____x

____it

ra____

h____d

Spelling List

This Week's Focus:

- Spell short **u** words
- Recognize **to** as a special word

STEP
1 Trace and Spell

STEP
2 Copy and Spell

STEP
3 Cover and Spell

1. up

2. us

3. run

4. fun

5. to

6. _____
bonus word

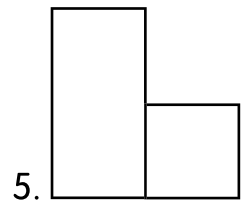

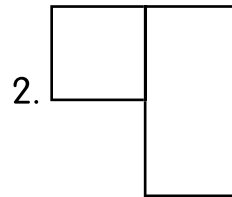
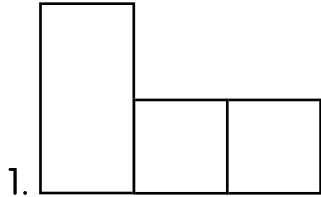
fold

_____	_____
_____	_____
_____	_____
_____	_____
_____	_____
_____	_____

Visual Memory

Fill in the boxes.

up us run fun to



Rhyming Words

Match the words that rhyme.

up

pup

us

fun

run

bus

to

do

Word Meaning

Write the missing word on the line.

1. I like _____ eat candy.
us, to

2. Are you having _____?
fun, run

3. Look _____ at the sky.
us, up

4. Do not let the water _____ so long.
to, run

5. Will you play with _____?
to, us

My Spelling Dictation

Write the sentence.

Circle the spelling words.

Find the Hidden Words

Draw a circle around each spelling word.

up us run fun to

1. torunupusfun

2. funruntoupus

3. tousfunuprun

Find the Correct Word

Circle the words that are spelled correctly.

1. fun fwn

2. yp up

3. rwn run

4. us ys

5. to tw

Spelling List

This Week's Focus:

- Spell short **u** words
- Recognize **I** as a special word

STEP
1 Trace and Spell

STEP
2 Copy and Spell

STEP
3 Cover and Spell

1. pup

2. bus

3. but

4. tub

5. I

6. _____
bonus word

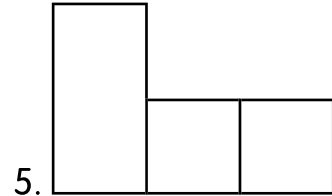
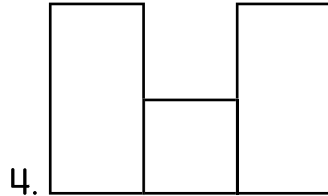

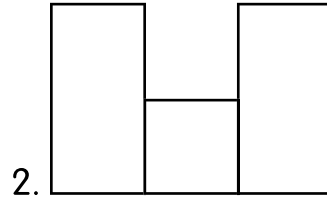
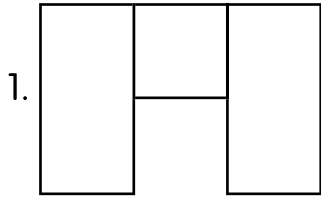
fold

_____	_____
_____	_____
_____	_____
_____	_____
_____	_____
_____	_____

Visual Memory

Fill in the boxes.

pup bus but tub I



Spell Correctly

Unscramble the letters.
Write the spelling words.

pup bus but tub

ppu _____

bsu _____

btu _____

tbu _____

upp _____

ubs _____

Word Meaning

Fill in the missing word.

pup bus but tub I

1. Give the food to the _____.
2. The _____ stops here.
3. Wash up in the _____.
4. _____ want to play.
5. I like red, _____ not blue.

My Spelling Dictation

Write the sentence.

Circle the spelling words.

Word Study

Read the words. Listen for the short vowel sounds.
Write each word in the correct box.

pup	can	run	pan
man	tub	but	had
cat	sat	us	fun

up	and
pup	

Change one letter to make a new word.

1. cup

pup

2. rub

__ub

3. Gus

__us

4. cut

__ut

Building WEEK
7
Spelling
Skills

Spelling List

This Week's Focus:

- Review short **i**, **a**, and **u** words
- Recognize the special vowel sound in **put**

STEP
1 Trace and Spell

1. his

2. dig

3. pat

4. sun

5. put

6. _____
bonus word

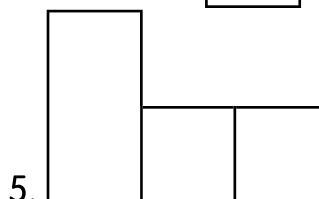
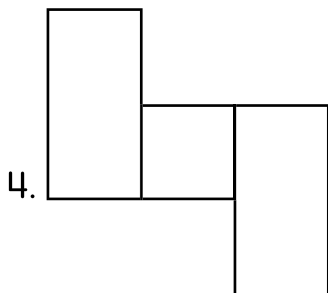

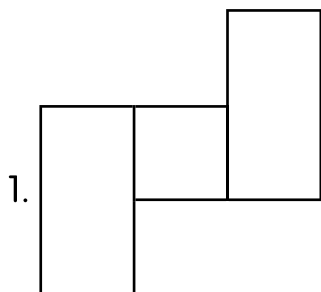
STEP
2 Copy and Spell

STEP
3 Cover and Spell

fold

Fill in the boxes.

his dig pat sun put



Find the Mistakes

Mark an X on the misspelled word in each sentence.
Write the words correctly on the lines.

1. That is ~~hes~~ book.

his

2. I can dug a hole.

3. Please putt the book down.

4. The syn is hot.

5. You may pt the cat.

Word Meaning

Write the missing word on the line.

1. That is _____ dog.
his, pat

2. The _____ is hot today.
his, sun

3. I like to _____ the dog.
pat, put

4. Did you _____ that hole?
put, dig

5. Please _____ the ball away.
pat, put

My Spelling Dictation

Write the sentence.

Circle the spelling words.

Word Study

Read the words. Listen for the short vowel sounds.
Write each word in the correct box.

dig	sun	pat	his	but
sit	and	bus	run	cat
man	it			

as	is	up
cat		

Complete each rhyming word.

1. Will you pat
my little c_____?

2. The fat pig
loves to d_____.

3. We have fun
in the s_____.

4. That is
not h_____.

Spelling List

This Week's Focus:

- Spell short **o** words
- Recognize **the** as a special word

STEP
1 Trace and Spell

STEP
2 Copy and Spell

STEP
3 Cover and Spell

1. not

2. on

3. dog

4. got

5. the

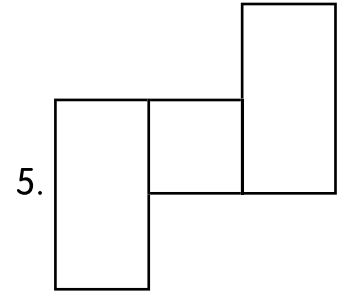
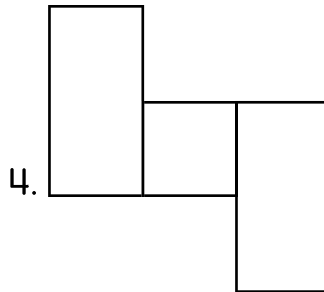

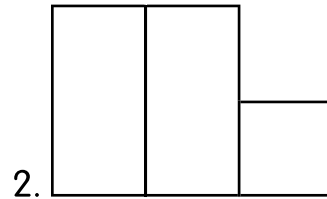
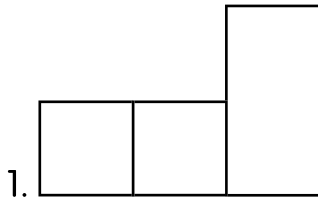
6. _____
bonus word

fold

_____	_____
_____	_____
_____	_____
_____	_____
_____	_____
_____	_____

Fill in the boxes.

not on dog got the



Find the Mistakes

Mark an X on the misspelled word in each sentence.
Write the word correctly on the line.

1. I like to run with my dug.

2. Tha cat is playing.

3. Please get no the bus.

4. I gat a ball.

5. That is nat my cat.

Word Meaning

Fill in the missing word.

not on dog got the

1. A cat sat on _____ hat.
2. Do _____ play with the dog.
3. My pet is a _____.
4. I _____ a puppy.
5. The cat sleeps _____ my bed.

My Spelling Dictation

Write the sentence.

Circle the spelling words.

Find the Hidden Words

Draw a circle around each spelling word.

not on dog got the

1. thenotondoggot

2. notondogthegot

3. notthegotdogon

Find the Correct Word

Circle the words that are spelled correctly.

1. onn on

2. tha the

3. dog dwg

4. got gat

5. nawt not

Spelling List

This Week's Focus:

- Spell short **e** words
- Spell words in the **-et** word family

STEP
1 Trace and Spell

STEP
2 Copy and Spell

STEP
3 Cover and Spell

1. pet

2. get

3. let

4. fed

5. red

6. _____
bonus word

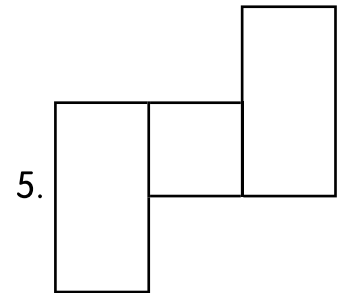
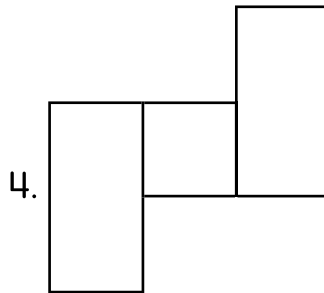
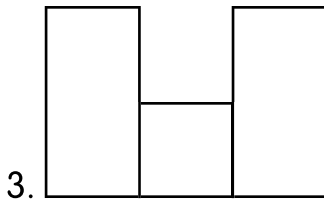
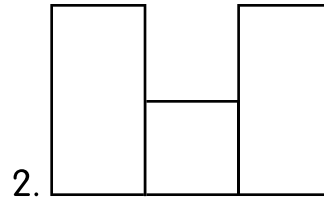
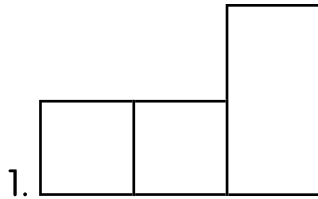
fold

_____	_____
_____	_____
_____	_____
_____	_____
_____	_____
_____	_____

Visual Memory

Fill in the boxes.

pet fed let get red



Spell Correctly

Unscramble the letters.
Write the spelling words.

pet fed let get red

def _____

tel _____

teg _____

der _____

tep _____

etp _____

Word Meaning

Write the missing word on the line.

1. The dog is the color _____.
pet, red

2. Please _____ me have a cat.
let, pet

3. You may _____ my dog.
let, pet

4. I _____ my pet.
fed, red

5. I will _____ my cat.
get, fed

My Spelling Dictation

Write the sentence.

Circle the spelling words.

Word Study

Add letters to make new words.

g j l m n p s w

___g__et

___et

___et

___et

___et

___et

___et

___et

Find the Correct Word

Circle the words that are spelled correctly.

1. fet

pet

2. fed

ped

3. ged

red

4. get

git

5. let

det

Spelling List

This Week's Focus:

- Review short **o**, **i**, and **e** words
- Recognize the **-op** and **-en** word families

STEP
1 Trace and Spell

STEP
2 Copy and Spell

STEP
3 Cover and Spell

1. top

2. stop

3. men

4. fix

5. fox

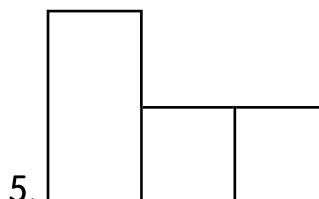
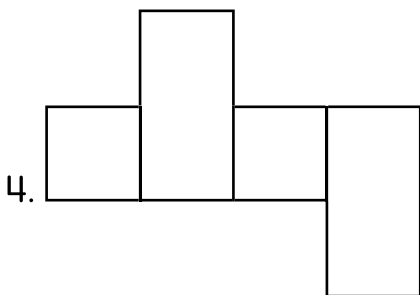
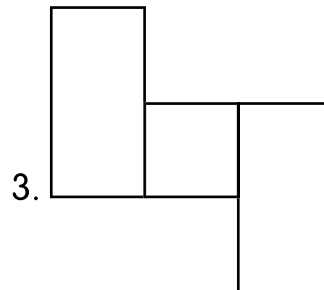
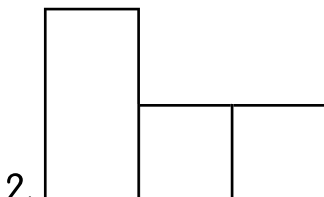
6. _____
bonus word

fold

_____	_____
_____	_____
_____	_____
_____	_____
_____	_____
_____	_____

Fill in the boxes.

top stop men fix fox



Find the Mistakes

Circle the misspelled word in each sentence.

Write the word correctly on the line.

1. Please stap the car.

2. Can you fex your toy?

3. The fox is on tup of the box.

Word Meaning

Write the missing word on the line.

1. The _____ got on the bus.
fix, men

2. Please _____ the toy.
fox, fix

3. Do not _____ running!
stop, top

4. Did you see the _____?
fix, fox

5. Put the toy on _____ of the box.
stop, top

My Spelling Dictation

Write the sentence.

Circle the spelling words.

Word Study

Use the letters to make new words.

h m p t

____op ____op ____op ____op

B d h m p t

____en ____en ____en

____en ____en ____en

Find the Hidden Words

Draw a circle around each spelling word.

top stop men fix fox

- menfixfoxstoptop
- stoptopfixfoxmen
- foxstoptopfixmen

Spelling List

This Week's Focus:

- Review short **e**, **a**, and **o** words
- Practice with rhyming words

STEP 1 Trace and Spell

STEP 2 Copy and Spell

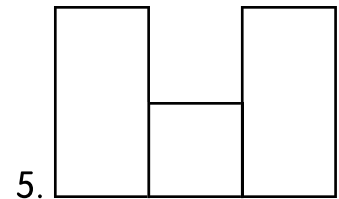
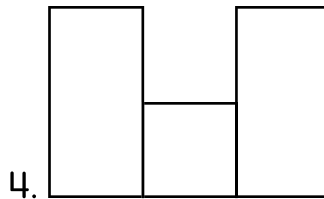
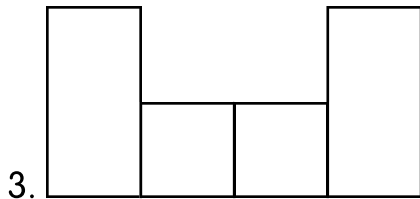
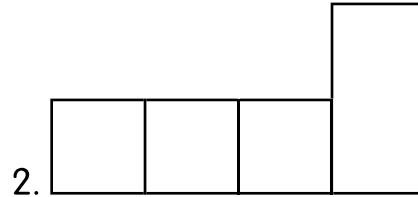
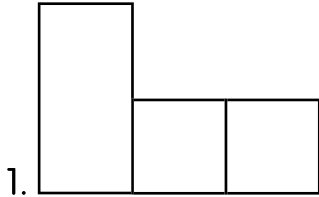
STEP 3 Cover and Spell

1. ten
2. hat
3. hot
4. sand
5. hand
6. _____
bonus word

fold

Fill in the boxes.

ten hat hot sand hand



Find the Mistakes

Mark an X on the misspelled words.

1. sond sand

2. hand hond

3. hot het

4. hat hyt

5. tenn ten

Word Meaning

Fill in the missing word.

ten hat hot sand hand

1. He put a _____ on his head.
2. The water was _____.
3. She had a dime in her _____.
4. She had _____ pennies in her pocket.
5. He had _____ in his pail.

My Spelling Dictation

Write the sentence.

Circle the spelling words.

Word Study

Read the words. Listen for the short vowel sounds.
Write each word in the correct box.

hat	ten	and	hot
sat	not	pen	got
sand	at	hand	cat

hen	pat	pot	band
ten			

Complete each rhyming word.

1. I put my hand
in the s_____.

2. A big red hen
is in the p_____.

3. The big pot
got too h_____.

4. A black bat
has your h_____.

Spelling List

This Week's Focus:

- Spell plural forms of words

STEP
1 Trace and Spell

STEP
2 Copy and Spell

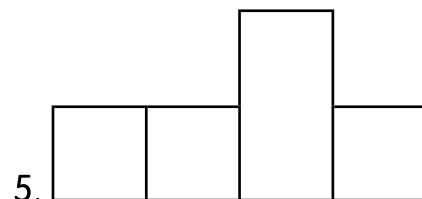
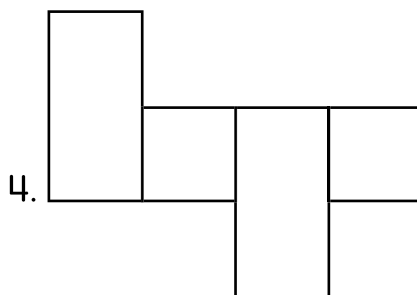
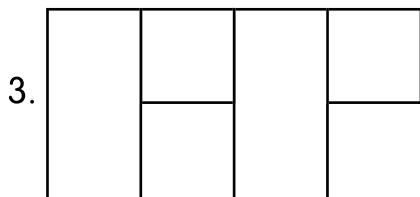
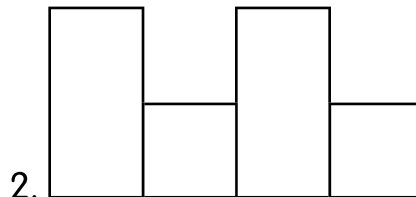
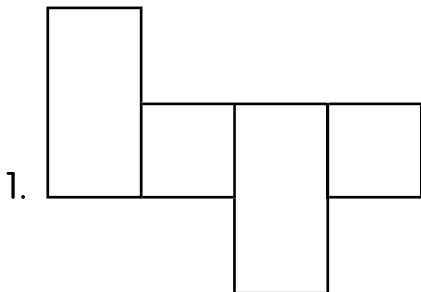
STEP
3 Cover and Spell

1. cats
2. pigs
3. beds
4. bugs
5. tops
6. _____
bonus word

fold

Fill in the boxes.

cats pigs beds bugs tops



Using Plurals

Circle the correct sentence.

1. The cat was fed.
The cats was fed.

3. The bed were made.
The beds were made.

2. The pigs were fed.
The pig were fed.

4. The bug was eating.
The bugs was eating.

Word Meaning

Write the missing word on the line.

1. I have six _____.
cat, cats

2. The _____ is in the pen.
pig, pigs

3. Is your _____ made?
bed, beds

4. There were ten _____ on the flower.
bug, bugs

5. That is my _____.
top, tops

My Spelling Dictation

Write the sentence.

Circle the spelling words.

Find the Correct Words

Circle the words that are spelled correctly.

tops

uss

pigs

hads

beds

feds

cats

thes

bugs

ons

pig

fixs

tops

nots

bug

Find the Hidden Words

Draw a circle around each spelling word.

cats pigs beds bugs tops

1. t o p s b e d s c a t s p i g s b u g s

2. t o p s b u g s c a t s b e d s p i g s

3. t o p s c a t s b u g s p i g s b e d s

Spelling List

This Week's Focus:

- Spell words that end with **ll**

STEP 1 Trace and Spell

STEP 2 Copy and Spell

STEP 3 Cover and Spell

1. hill

2. bell

3. fell

4. ball

5. fall

6. _____
bonus word

fold

Visual Memory

Fill in the boxes.

hill bell fell ball fall

1.

	a		
--	---	--	--

2.

	e		
--	---	--	--

3.

	i		
--	---	--	--

4.

	e		
--	---	--	--

5.

	a		
--	---	--	--

Spell Correctly

Unscramble the letters.
Write the spelling words.

lihl _____

labl _____

elbl _____

lleb _____

allf _____

elfl _____

flle _____

illh _____

albl _____

Word Meaning

Fill in the missing word.

hill bell fell ball fall

1. Did you hear the _____ ring?
2. I went up the _____.
3. Yesterday I _____ down the hill.
4. I do not like to _____ down the hill.
5. Please kick the _____ to me.

My Spelling Dictation

Write the sentence.

Circle the spelling words.

Word Study

Write a vowel in the space to make a spelling word.

a e i

b___ll

b___ll

h___ll

f___ll

f___ll

Word Meaning

Write the missing words on the lines.

fell ball fall hill bell

1. The _____ rolled down the _____.
2. I will _____ if you push me.
3. The _____ _____ out of my hand.

Spelling List

This Week's Focus:

- Spell words with the initial or final consonant digraph **sh**
- Recognize rhyming words

STEP 1 Trace and Spell

1. she
2. ship
3. shell
4. dish
5. wish
6. _____
bonus word

STEP 2 Copy and Spell

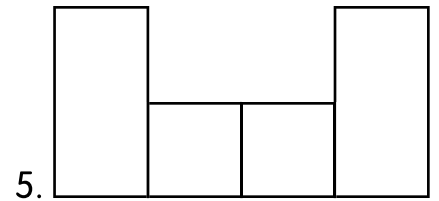
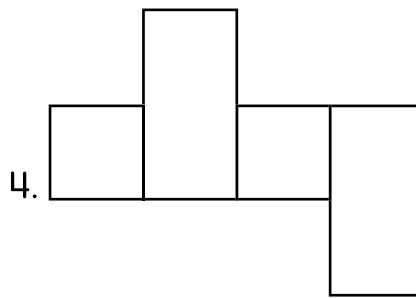
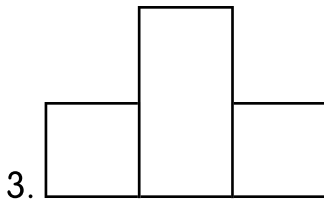
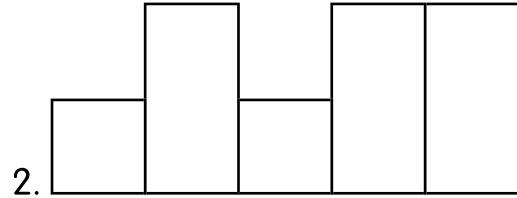
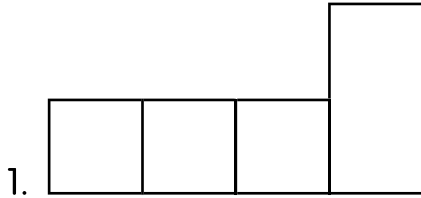
STEP 3 Cover and Spell

fold

_____	_____
_____	_____
_____	_____
_____	_____
_____	_____
_____	_____

Fill in the boxes.

she ship shell dish wish



Find the Hidden Words

Draw a circle around each spelling word.

shipsh

shwish

shesh

shellsh

shdish

shship

shshe

wishsh

shshell

Word Meaning

Write the missing word on the line.

1. Put the _____ on the table.
ship, dish
2. This _____ is from the ocean.
she, shell
3. _____ was going to the store.
She, Ship
4. I _____ for a pet dog.
wish, ship
5. Were you on that _____?
dish, ship

My Spelling Dictation

Write the sentence.

Circle the spelling words.

Word Meaning

Add a letter to make a new word.

b c d f s w

ship

___ip

___ip

dish

___ish

___ish

shell

___ell

___ell

___ell

Rhyming Words

Write the spelling words that rhyme.

she ship shell dish wish

1. fish

2. dip

3. bell

4. he

Spelling List

This Week's Focus:

- Spell long **a** words with silent **e**
- Recognize the short **u** sound in **come**

STEP 1 Trace and Spell

STEP 2 Copy and Spell

STEP 3 Cover and Spell

1. make

2. came

3. lake

4. game

5. shake

6. ate

7. tape


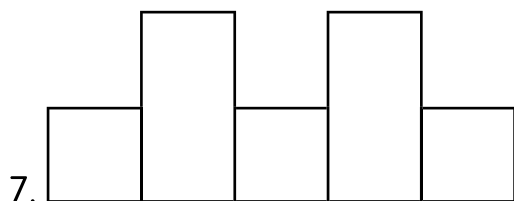
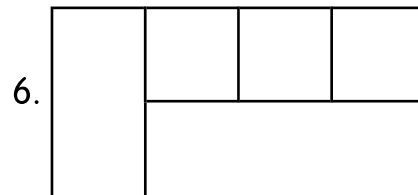
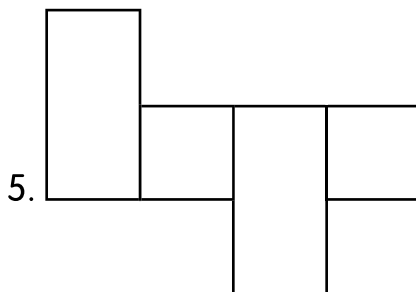
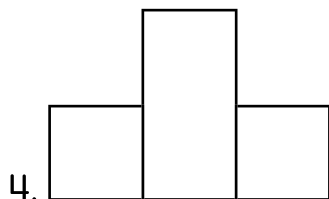

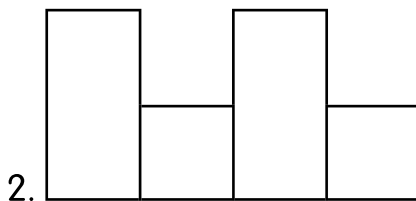
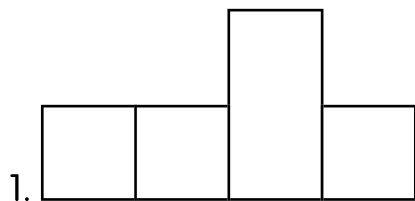
8. come

9. _____
bonus word

fold

Fill in the boxes.

make came lake game shake ate tape come



Find the Mistakes

Mark an X on the misspelled words.

1. mak

make

2. lake

lak

3. shake

shak

4. com

come

5. came

kame

6. game

gaem

7. aet

ate

8. tayp

tape

Word Meaning

Write the missing words on the lines.

1. Please _____ my hand.
shake, lake

2. I will _____ my art on the wall.
tape, game

3. Will you _____ with me?
come, came

4. I _____ the cake by the _____.
tape, ate lake, came

5. Did you _____ that _____?
make, came game, come

My Spelling Dictation

Write the sentence.

Circle the spelling words.

Word Study

Read the words. Listen for the vowel sounds.
Write each word in the correct box.

sand	make	had	came
game	hand	lake	shake
ran	ate	tape	pat

ate	hat
_____	_____
_____	_____
_____	_____
_____	_____

Change one letter to make a spelling word.

1. bake

___ake

2. same

___ame

3. cape

___ape

4. rake

___ake

Spelling List

This Week's Focus:

- Spell long **i** words with silent **e**
- Spell words with the long **i** sound spelled **y**

STEP
1 Trace and Spell

STEP
2 Copy and Spell

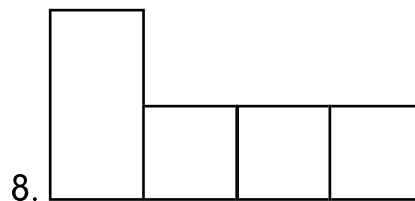
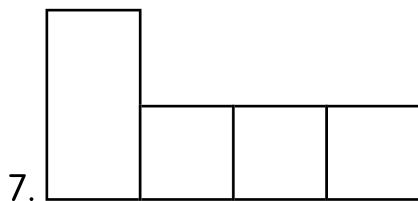
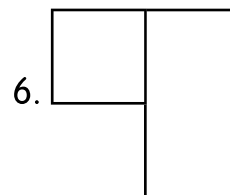
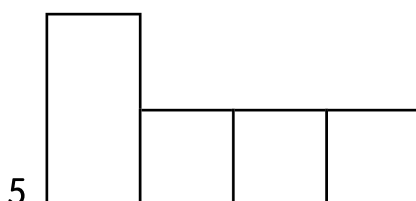
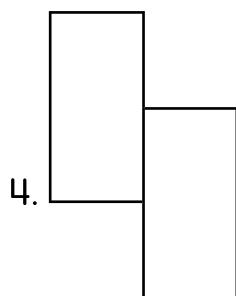

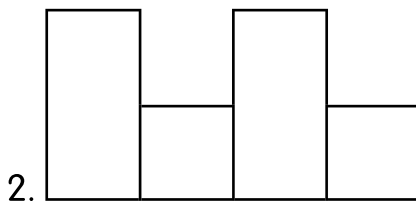
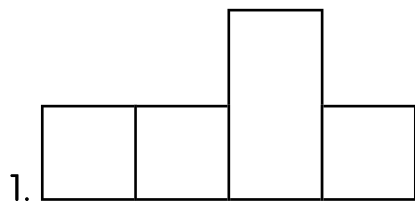
STEP
3 Cover and Spell

1. five
2. time
3. like
4. dime
5. ride
6. nine
7. my
8. by
9. _____
bonus word

fold

Fill in the boxes.

five time like dime ride nine my by



Find the Mistakes

Mark an X on the misspelled words.

1. five

fif

2. lik

like

3. ride

ryde

4. mi

my

5. tyme

time

6. dyme

dime

7. nine

nyne

8. bi

by

Write the missing words on the lines.

1. One penny plus _____ pennies equals a _____.
 nine, like time, dime

2. I need a _____ home.
 nine, ride

3. The _____ is _____ p.m.
 time, like by, five

4. I _____ to run _____ the lake.
 like, dime five, by

5. You may pet _____ dog.
 like, my

My Spelling Dictation

Write the sentences.

Circle the spelling words.

1. _____

2. _____

Word Study

Read the words. Listen for the vowel sounds.
Write each word in the correct box.

it	dime	pig	like
big	did	nine	five
ride	sit	six	dig
by	his	time	

dive		is	
_____	_____	_____	_____
_____	_____	_____	_____
_____	_____	_____	_____
_____	_____	_____	_____

Change one letter to make a spelling word.

1. hive

____ive

2. bike

____ike

3. by

____y

4. side

____ide

5. time

____ime

6. mine

____ine

Spelling List

This Week's Focus:

- Review long **a** and **i** words with silent **e**

STEP 1 Trace and Spell

STEP 2 Copy and Spell


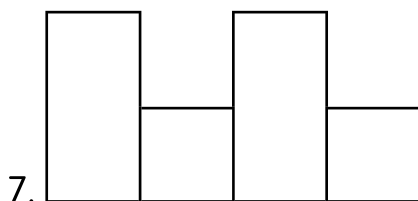
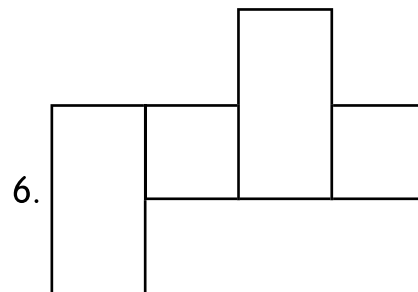
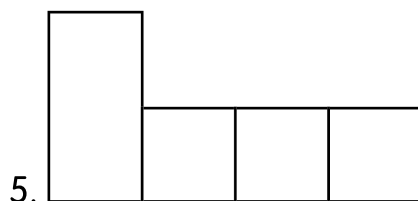
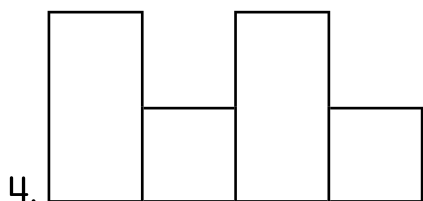

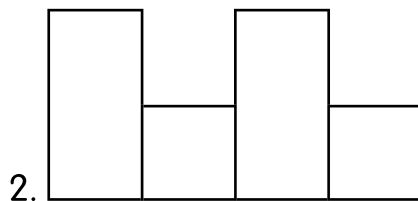
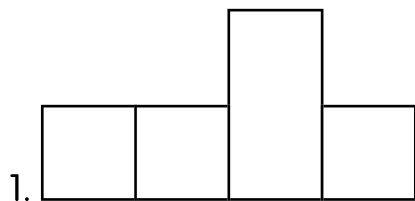
STEP 3 Cover and Spell

1. gate
2. rake
3. name
4. bake
5. fine
6. bike
7. hide
8. mine
9. _____
bonus word

fold

Fill in the boxes.

gate rake name bake fine bike hide mine



Final Sounds

Add ending letters to make spelling words.

te ke me ne de

1. ra_____

3. ga_____

5. mi_____

7. na_____

2. fi_____

4. ba_____

6. bi_____

8. hi_____

Word Meaning

Fill in the missing words.

gate rake name bake fine bike hide mine

1. I can ride my _____.
2. I _____ the leaves.
3. Please open the _____.
4. I like to _____ from my friends.
5. Please _____ a cake that is all _____.
6. My _____ is Ted, and that is _____ with me.

My Spelling Dictation

Write the sentences.

Circle the spelling words.

1. _____

2. _____

Word Study

Read the words. Listen for the vowel sounds.
Write each word in the correct box.

bake	can	name	pan
rake	gate	man	cat
sand	came	make	hand
lake	pat	hat	game

rate	as
_____	_____
_____	_____
_____	_____
_____	_____

Complete each rhyming word.

1. I meet Kate

at the g_____.

2. We dine

at n_____.

3. Will you take

the red r_____?

4. Do you like

your new b_____?

Spelling List

This Week's Focus:

- Spell words with the long **e** sound spelled **e** and **ee**

STEP
1 Trace and Spell

STEP
2 Copy and Spell

STEP
3 Cover and Spell

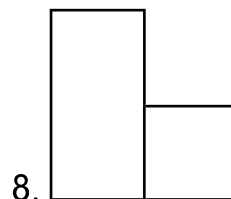
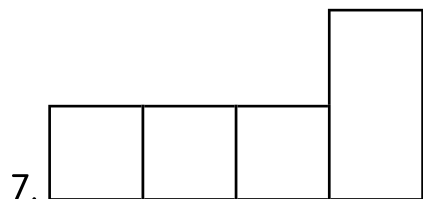


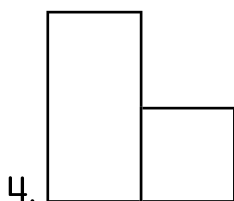
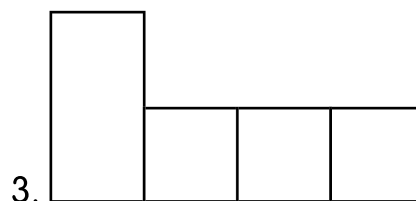

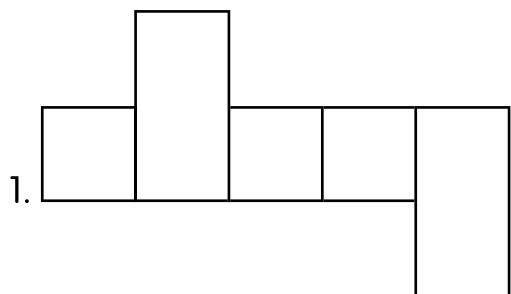
1. we
2. me
3. he
4. be
5. see
6. need
7. tree
8. sheep
9. _____
bonus word

fold

Visual Memory

Fill in the boxes.

we me he be
see need tree sheep



Word Study

Fill in the blanks to make spelling words.

Use the words you made to complete the sentence.

e ee

sh_____p

b_____

w_____

tr_____

s_____

h_____

m_____

n_____d

W_____ s_____ the sh_____p.

Word Study

Read the words. Listen for the vowel sounds.
Write each word in the correct box.

fed	we	me	red
he	be	tree	see
ten	get	let	men
need	free	bed	

be		pet	
_____	_____	_____	_____
_____	_____	_____	_____
_____	_____	_____	_____
_____	_____	_____	_____

Complete each rhyming word.

1. Who will be
there with m_____?

3. Can you see
that big t_____?

2. This is the seed
that I will n_____.

4. I can keep
the white s_____.

Spelling List

This Week's Focus:

- Spell words with the long **o** sound
- Recognize **do** and **you** as special words

STEP 1 Trace and Spell

STEP 2 Copy and Spell

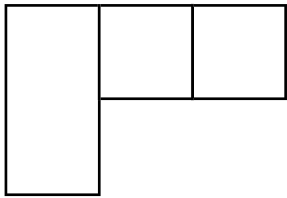
STEP 3 Cover and Spell

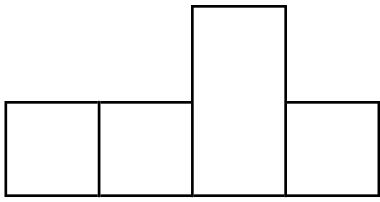
1. go
2. so
3. no
4. home
5. note
6. robe
7. do
8. you
9. _____
bonus word

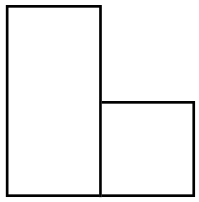
fold


Fill in the boxes.


go so no home note robe do you

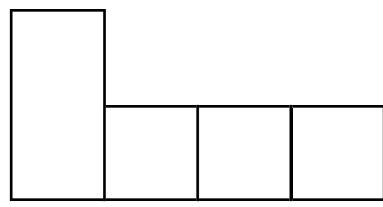
1. 


2. 

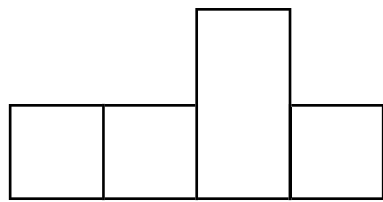
3. 

4. 

5. 

6. 

7. 

8. 

Find the Correct Word

Circle the words that are spelled correctly.

- | | | | | | |
|---------|------------|------|---------|------|-----|
| 1. yow | <u>you</u> | euw | 5. home | howm | hom |
| 2. do | duw | doo | 6. nw | noo | no |
| 3. roob | roub | robe | 7. sw | su | so |
| 4. noot | note | nowt | 8. go | gw | gow |

Word Meaning

Write the missing words on the lines.

1. What game _____ you want to play?
no, do

2. I want to _____ .
go, note robe, home

3. Did _____ write a _____ ?
home, you so, note

4. I wear a _____ in the morning.
do, robe

5. I stopped running _____ you could catch up.
go, so

My Spelling Dictation

Write the sentences.

Circle the spelling words.

1. _____

2. _____

Word Study

Read the words. Listen for the vowel sounds.
Write each word in the correct box.

not	dog	go	so
hop	home	on	top
note	fox	robe	stop
mop	row		

no	hot
_____	_____
_____	_____
_____	_____
_____	_____

Change one letter to make a spelling word.

1. no

___o

2. vote

___ote

3. dome

___ome

4. lobe

___obe

Spelling List

This Week's Focus:

- Review words with long vowel sounds made with a silent **e**
- Review words with the long **e** sound spelled **ee**

STEP
1 Trace and Spell

STEP
2 Copy and Spell

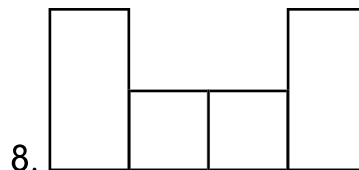
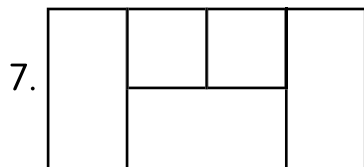
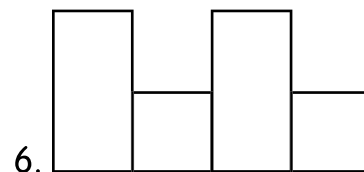
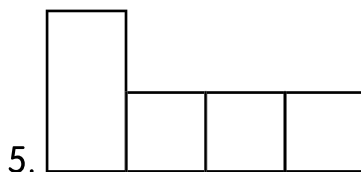
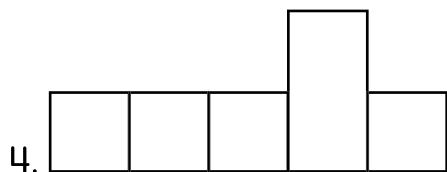
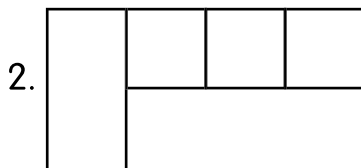

STEP
3 Cover and Spell

1. late
2. gave
3. cone
4. line
5. snake
6. feet
7. jeep
8. use
9. _____
bonus word

fold

Fill in the boxes.

late feet cone line
snake gave jeep use



Find the Hidden Words

Draw a circle around each spelling word.

late feet cone line snake gave jeep use

1. snakegavejeepuselineconefeetlate

2. snakejeepuselineconefeetlategave

3. usejeepgavesnakelinefeetconelate

Word Meaning

Circle the answers.

- | | | | |
|----------------------------|-------|------|-------|
| 1. What holds ice cream? | line | cone | snake |
| 2. Which one is an animal? | snake | cone | jeep |
| 3. What do you stand on? | jeep | feet | snake |
| 4. What can you ride in? | feet | line | jeep |
| 5. What do you stand in? | line | cone | snake |

My Spelling Dictation

Write the sentences.

Circle the spelling words.

1. _____

2. _____

Word Study

Read the words. Listen for the long vowel sounds.
Write each word in the correct box.

go	fine	jeep	late
shake	need	bye	cone
be	by	bee	lake
gave	me	nine	home

long a	long e	long i	long o
_____	_____	_____	_____
_____	_____	_____	_____
_____	_____	_____	_____
_____	_____	_____	_____
_____	_____	_____	_____

Complete each rhyming word.

1. I will take

my pet s_____.

3. I have a phone

and an ice-cream c_____.

2. You can keep

my toy j_____.

4. I see nine

in the l_____.

Spelling List

This Week's Focus:

- Spell plural forms of words

STEP 1 Trace and Spell

STEP 2 Copy and Spell

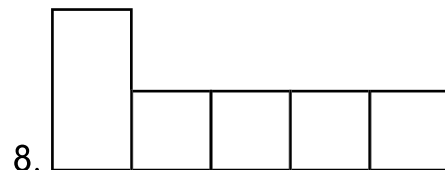
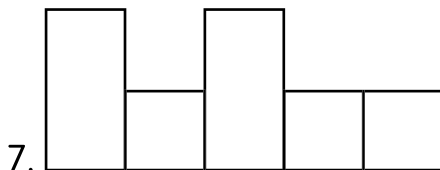

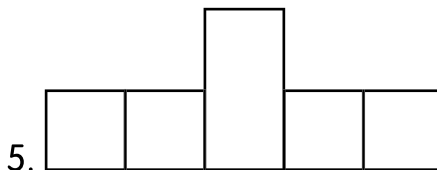
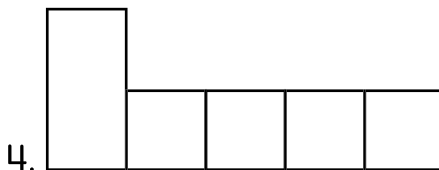
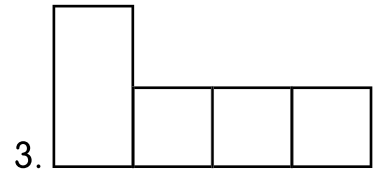
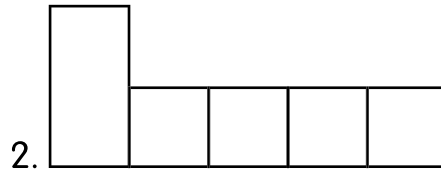
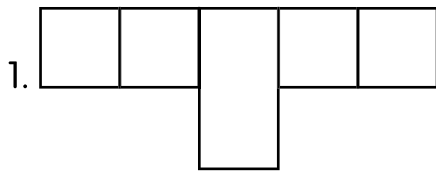
STEP 3 Cover and Spell

- ropes
- bones
- kites
- bees
- cakes
- boxes
- foxes
- roses
- _____ bonus word

fold

Fill in the boxes.

ropes bones kites bees
cakes boxes foxes roses



Find the Hidden Words

Draw a circle around each spelling word.

1. bonesboxesfoxesroseskitescakes

2. rosesbeesbonesfoxesboxesroses

3. bonesropescakesrosesbeesfoxes

Word Meaning

Write the missing word on the line.

1. My dad made two _____.
cakes, cake
2. I can climb a _____.
ropes, rope
3. How many _____ do you need?
boxes, box
4. I can fly a _____.
kites, kite
5. Here are ten _____.
roses, rose
6. Did you see that _____?
foxes, fox

My Spelling Dictation

Write the sentences.

Circle the spelling words.

1. _____

2. _____

Word Study

Add s or es to make a new word.

1. bee_____

8. rope_____

2. rose_____

9. fix_____

3. bone_____

10. lake_____

4. cake_____

11. note_____

5. box_____

12. mix_____

6. kite_____

13. tree_____

7. fox_____

14. make_____

Find the Mistakes

Mark an X on the misspelled words.

1. foxs

foxes

2. boxs

boxes

3. bones

bonees

4. beees

bees

5. kites

kitees

Spelling List

This Week's Focus:

- Spell words that end in **nt** and **nd**

STEP 1 Trace and Spell

STEP 2 Copy and Spell

STEP 3 Cover and Spell

1. went

2. sent

3. ant

4. bend

5. find

6. mind

7. kind

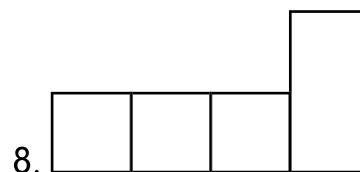
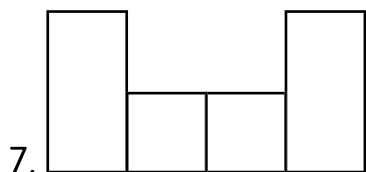
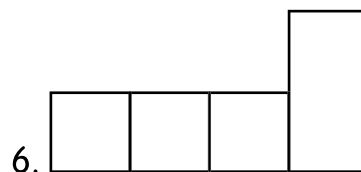
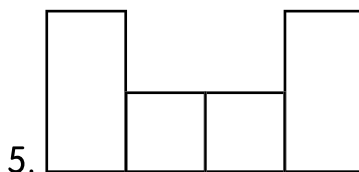
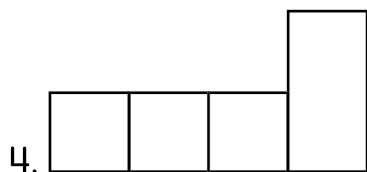
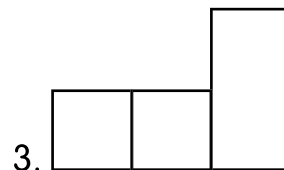
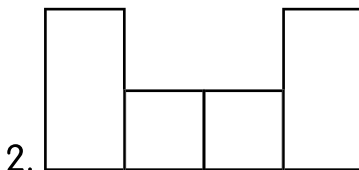
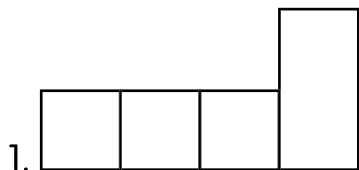
8. want

9. _____
bonus word

fold

Fill in the boxes.

went sent ant bend
find mind kind want



Spell Vowel Sounds

Fill in the missing vowel to make a word. Write **a**, **e**, or **i**.

1. w__nt

4. b__nd

7. m__nd

2. w__nt

5. b__nd

8. m__nd

3. b__nd

6. f__nd

9. k__nd

Word Meaning

Fill in the missing word.

went sent ant bend find mind kind want

1. I _____ you some flowers.
2. You should always be _____ to animals.
3. Please _____ a seat.
4. Was there an _____ in your food?
5. I _____ to school.
6. I use my _____ at school.

My Spelling Dictation

Write the sentences.

Circle the spelling words.

1. _____

2. _____

Word Study

Add **nt** or **nd** to make a word.

1. find_____

7. mi_____

2. wa_____

8. mi_____

3. wa_____

9. a_____

4. we_____

10. a_____

5. se_____

11. be_____

6. se_____

12. be_____

Find the Mistakes

Mark an **X** on the misspelled word in each sentence.

Write the word correctly on the line.

1. She wint to the store.

2. He sint me a card.

3. I cannot fined my dog.

4. Did you see the ante?

5. There is a beend in the road.

6. Use your mynd to think.

Spelling List

This Week's Focus:

- Spell words with initial or final **st**

STEP
1 Trace and Spell

STEP
2 Copy and Spell

STEP
3 Cover and Spell

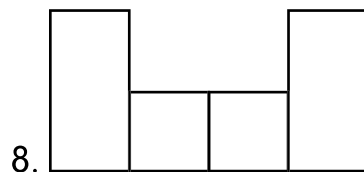
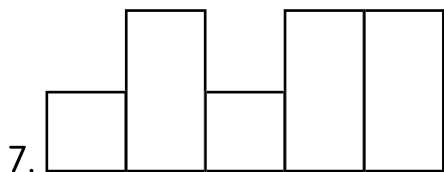
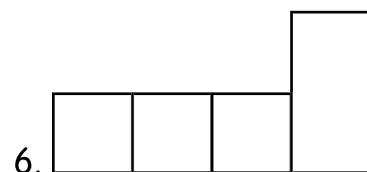
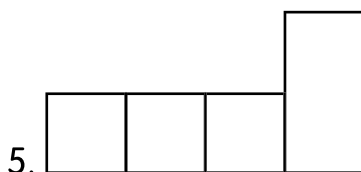
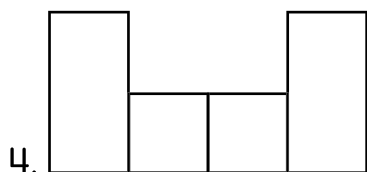
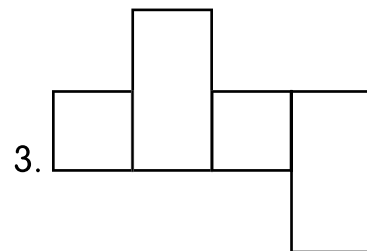
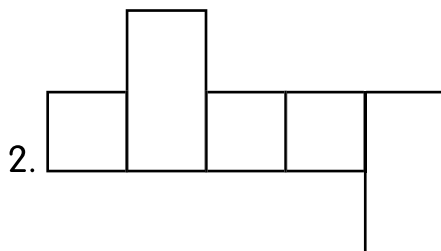
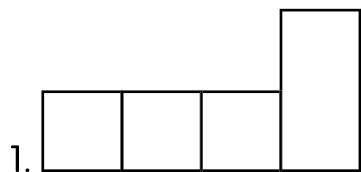
1. fast
2. last
3. nest
4. must
5. most
6. step
7. stamp
8. still
9. _____
bonus word

fold

Visual Memory

Fill in the boxes.

fast last nest must
most step stamp still



Spell Correctly

Unscramble the letters. Write the spelling words.

fast last nest must most step stamp still

epts _____

omts _____

ents _____

alts _____

itlsl _____

apmts _____

umts _____

afts _____

Fill in the missing word.

fast last nest must most step stamp still

1. Did you _____ on the cat's tail?
2. Who has the _____ pets?
3. Did you see the bird's _____?
4. Did you put a _____ on that letter?
5. Who can sit _____ the longest?
6. Who was first, and who was _____?
7. Who can run _____?
8. I _____ stop asking questions.

My Spelling Dictation

Write the sentences.

Circle the spelling words.

1. _____

2. _____

Word Study

Add **st** to make a spelling word.

ne_____

mo_____

_____ep

fa_____

_____amp

la_____

mu_____

_____ill

Use the words you made to fill in the blanks.

1. If you run _____, you will not be _____.
2. The bird _____ make a _____.
3. I am _____ being careful not to _____ on the cat.

Find the Hidden Words

Draw a circle around each spelling word.

nest step last most still must fast stamp

1. neststampmuststepmoststillfastlast
2. stillfaststampplaststepnestmostmust
3. stillstampstepmostmustnestlastfast

Spelling List

This Week's Focus:

- Spell words with the vowel digraphs **ay** and **oa**

STEP 1 Trace and Spell

STEP 2 Copy and Spell

STEP 3 Cover and Spell

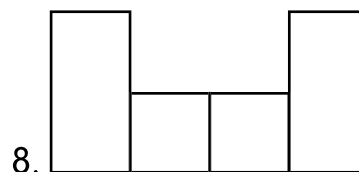
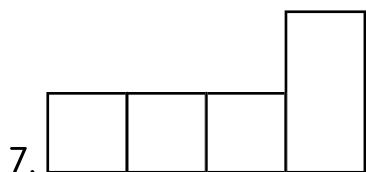
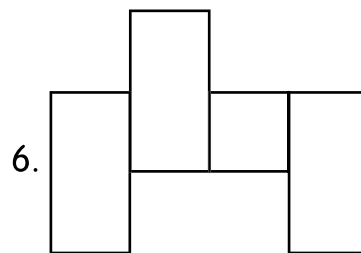
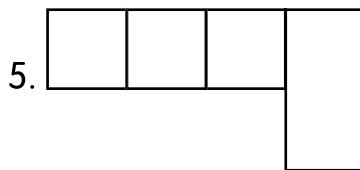
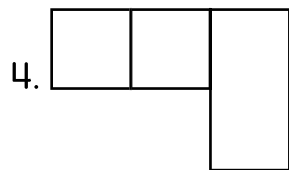
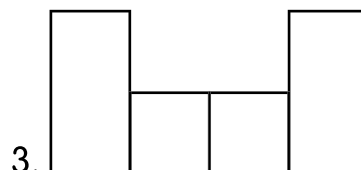
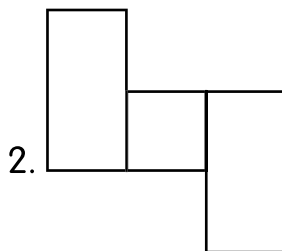
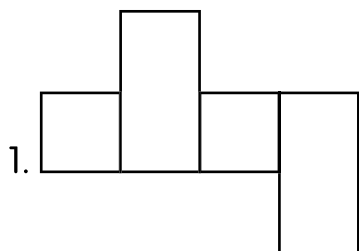
1. day
2. may
3. stay
4. play
5. away
6. boat
7. coat
8. toad
9. _____
bonus word

fold

Fill in the boxes.

day may stay play

away boat coat toad



Find the Mistakes

Mark an X on the misspelled words.

1. stae

stay

2. awy

away

3. may

mae

4. day

dae

5. plaе

play

6. bot

boat

7. coat

koat

8. tood

toad

Word Meaning

Write the missing words on the lines.

1. What _____ do you want to _____?
 day, may away, play

2. Will you _____ and not run _____?
 stay, day away, may

3. What _____ I _____ with next?
 coat, may boat, play

4. There is a _____ on the lake.
 boat, may

5. You _____ need a _____ in this rain.
 may, day coat, away

6. I have a _____ as a pet.
 coat, toad

My Spelling Dictation

Write the sentences.

Circle the spelling words.

1. _____

2. _____

Word Study

Add letters to make words.

aw cl gr pl st tr

_____ay _____ay _____ay

_____ay _____ay _____ay

Use the words you made to complete the sentences.

1. How long may I _____ to _____ this game?

2. Please put the _____ crayon _____ in the box.

Add a letter to make a word.

b c g

_____oat _____oat _____oat

Use the words you made to complete the sentence.

You will need a _____ to ride in the _____.

Spelling List

This Week's Focus:

- Review words in the **-all**, **-ill**, and **-ell** word families

STEP 1 Trace and Spell

STEP 2 Copy and Spell

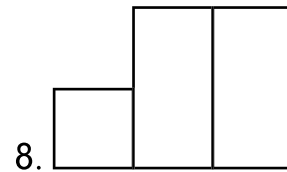
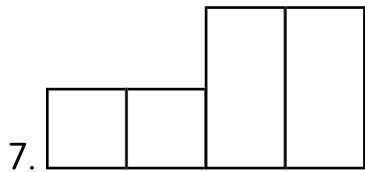
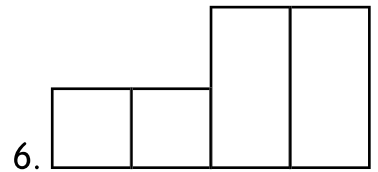
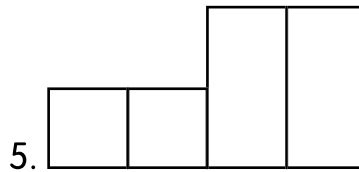
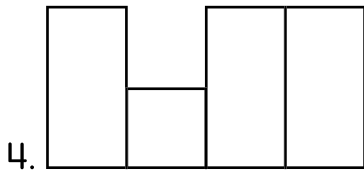
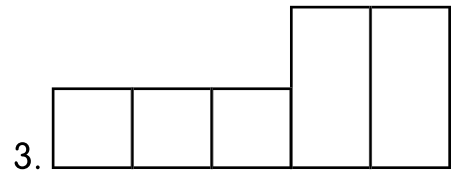
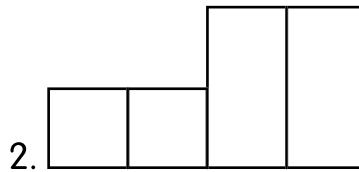
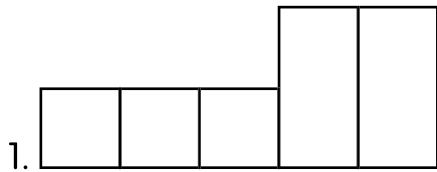
STEP 3 Cover and Spell

1. all
2. wall
3. call
4. will
5. tell
6. well
7. small
8. smell
9. _____
bonus word

fold

Fill in the boxes.

all wall call will
tell well small smell



Find the Hidden Words

Draw a circle around each spelling word.

1. smallallwallcallwilltelltellwellsmell

2. wallwillwellallcalltellsmallsmell

3. allcallwallsmallsmellwilltelltellwell

Word Meaning

Fill in the missing word.

all wall call will tell well small smell

1. Can you _____ the flower?
2. You look sick. Are you feeling _____?
3. That is _____ I can do today.
4. The ball went over the _____.
5. May I _____ you on the phone?
6. I _____ pick up all my toys.
7. You have a large dog, and I have a _____ dog.
8. I want to _____ you a story.

My Spelling Dictation

Write the sentences.

Circle the spelling words.

1. _____

2. _____

Word Study

Add letters to make words.

all ell ill

w_____

b_____

t_____

w_____

b_____

f_____

w_____

b_____

f_____

sm_____

t_____

f_____

sm_____

t_____

Spell Vowel Sounds

Fill in the missing vowel. Write a, e, or i.

w____ll

w____ll

w____ll

s____ll

t____ll

t____ll

sm____ll

sm____ll

p____ll

Spelling List

This Week's Focus:

- Spell words with the vowel digraph **ow**

STEP 1 Trace and Spell

STEP 2 Copy and Spell

STEP 3 Cover and Spell

1. COW

2. now

3. down

4. town

5. brown

6. show

7. row

8. low

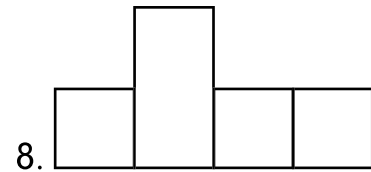
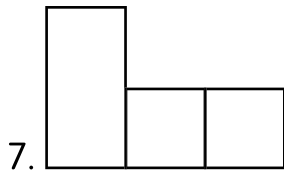
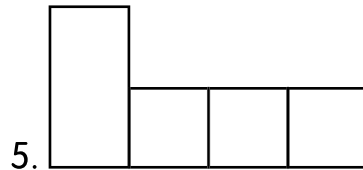
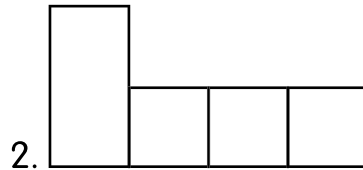
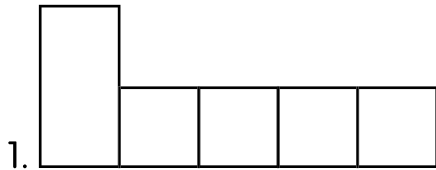
9. _____
bonus word

fold

_____	_____
_____	_____
_____	_____
_____	_____
_____	_____
_____	_____
_____	_____
_____	_____
_____	_____
_____	_____

Fill in the boxes.

cow now down town
brown show row low



Final Sounds

Add ending letters to make spelling words.

Use the words you made to complete the sentence.

ow own

c_____

sh_____

r_____

d_____

br_____

l_____

t_____

n_____

We are _____ walking _____ the stairs.

Word Study

Read the words. Listen for the sounds of **ow**.
Write each word in the correct box.

cow	now	row	brown
low	town	down	show
how	tow	blow	grow

pow	mow
COW	
_____	_____
_____	_____
_____	_____
_____	_____

Complete each rhyming word.

1. How now,

brown c_____?

3. We walk down

to the t_____.

2. I wear a bow

to the new s_____.

4. We seem slow

when we r_____.

Spelling List

This Week's Focus:

- Spell words with **ar**

STEP

1

Trace and Spell

STEP

2

Copy and Spell

STEP

3

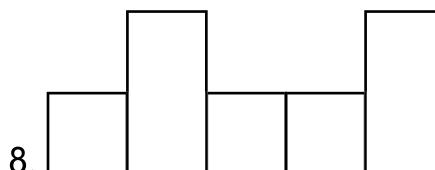
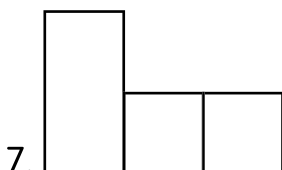
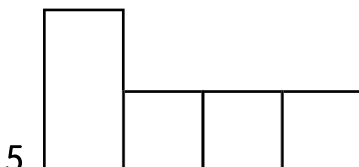
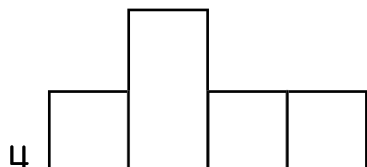
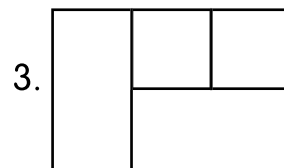
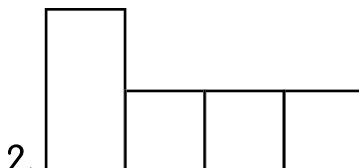

Cover and Spell

1. car
2. far
3. jar
4. star
5. start
6. farm
7. harm
8. are
9. _____
bonus word

fold

Fill in the boxes.

car far jar star
start farm harm are



Final Sounds

Add ending letters to make spelling words.

Use the words you made to complete the sentence.

ar art arm

c_____

f_____

f_____

h_____

j_____

st_____

st_____

The key would not _____ the _____.

Fill in the missing words.

car far jar star start farm harm are

1. We drove the _____ to the _____.
2. Do you see the _____ in the sky?
3. Did you _____ to open that _____ of jam?
4. There is no _____ in walking on the grass.
5. What _____ your names?

My Spelling Dictation

Write the sentences.

Circle the spelling words.

1. _____

2. _____

Word Study

Read the words. Listen to the sounds of **a**.
Write the words in the correct boxes.

man	came	farm	sat
shake	star	pat	ate
car	and	tape	jar

are	can	make
_____	_____	_____
_____	_____	_____
_____	_____	_____
_____	_____	_____

Complete each rhyming word.

1. Is it far

to the c_____?

3. The go-kart

will not s_____.

2. Will any harm

come to the f_____?

4. Put the candy bar

in the open j_____.

This Week's Focus:

- Practice words with double consonants

STEP 1 Trace and Spell

STEP 2 Copy and Spell

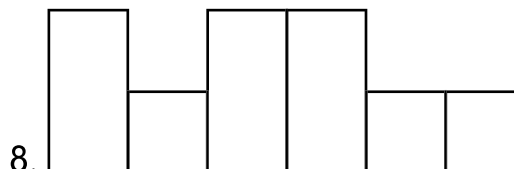
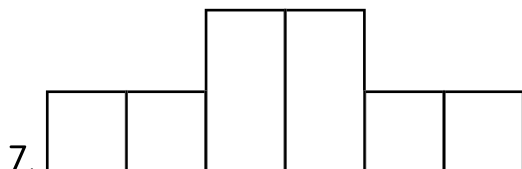
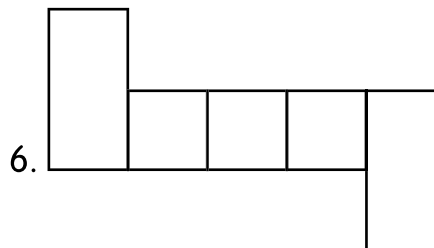
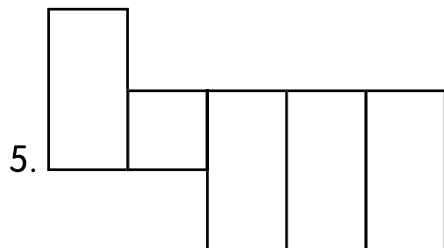
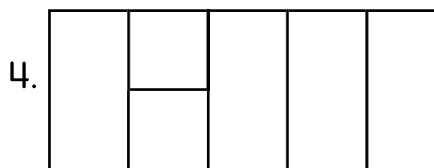
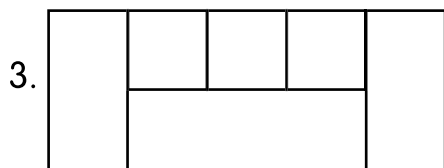
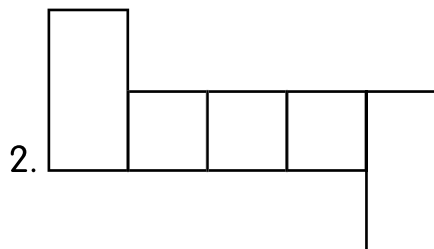
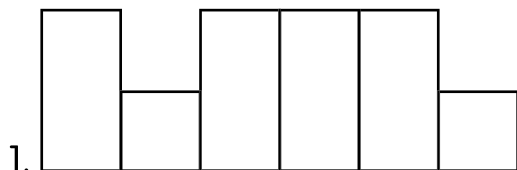
STEP 3 Cover and Spell

1. funny
2. bunny
3. puppy
4. penny
5. happy
6. kitten
7. mitten
8. little
9. _____
bonus word

fold

Fill in the boxes.

funny bunny puppy penny
happy kitten mitten little



Find the Hidden Words

Draw a circle around each spelling word.

1. pennypuppybunnyfunnykittenmitten
2. pennyhappyuppyfunnykittenlittle
3. littlemittenkittenhappybunnypenny

Word Meaning

Write the missing word on the line.

1. The _____ was brown.
funny, puppy
2. The _____ can run.
funny, bunny
3. The kitten was _____.
mitten, little
4. I can put a _____ in my hand.
penny, little
5. I lost my _____ in the snow.
mitten, little

My Spelling Dictation

Write the sentences.

Circle the spelling words.

1. _____

2. _____

Final Sounds

Add ending letters to make spelling words.

Use the words you made to complete the sentences.

nny ppy tten

bu_____ mi_____ ha_____ pu_____

ki_____ fu_____ pe_____

1. A baby cat is called a _____.
2. A baby rabbit is called a _____.
3. A baby dog is called a _____.

Spell Correctly

Unscramble the letters.

Write the spelling words.

funny bunny penny happy mitten little

eynnp _____

ayhpp _____

eimntt _____

uyfnn _____

uybnn _____

tiltel _____

Spelling List

This Week's Focus:

- Spell words with the vowel digraph **aw**
- Spell words with the initial consonant digraph **th**
- Recognize **what** as a special word

STEP 1 Trace and Spell

1. saw
2. paw
3. law
4. lawn
5. fawn
6. then
7. this
8. what
9. _____
bonus word

fold

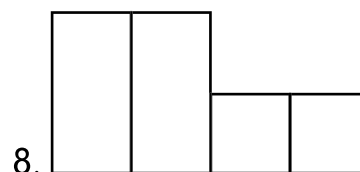
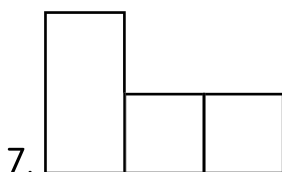
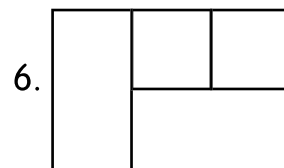
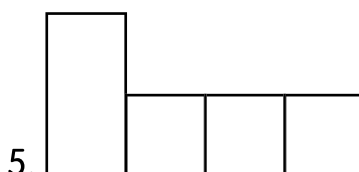
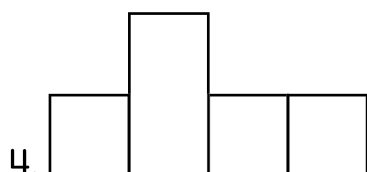

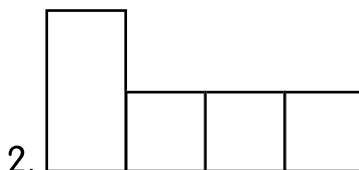
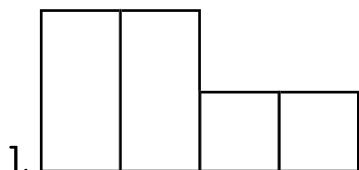
STEP 2 Copy and Spell

STEP 3 Cover and Spell

_____	_____
_____	_____
_____	_____
_____	_____
_____	_____
_____	_____
_____	_____
_____	_____
_____	_____

Fill in the boxes.

saw paw law lawn
fawn then this what



Final Sounds

Add ending letters to make spelling words.

Use the words you made to complete the sentence.

aw awn

l _____ l _____ s _____ p _____ f _____

I _____ a _____ walking in the woods.

Word Study

Write the words that rhyme.

brown fawn now law row men saw

1. then _____

5. jaw _____

2. lawn _____

6. cow _____

3. paw _____

7. show _____

4. town _____

Spell Correctly

Unscramble the letters.

Write the spelling words.

saw paw law lawn fawn then this what

wafn _____

nawl _____

wath _____

enth _____

wal _____

aws _____

pwa _____

tsih _____

Spelling List

This Week's Focus:

- Spell words with the vowel sound in **book**
- Practice present and past tense words
- Spell words in the **-ook**, **-ood**, and **-and** word families

STEP 1 Trace and Spell

STEP 2 Copy and Spell

STEP 3 Cover and Spell

1. book

2. good

3. look

4. wood

5. took

6. take

7. stood

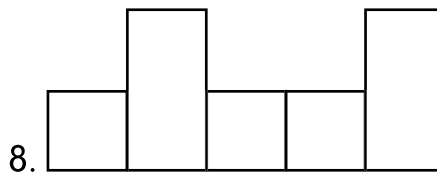
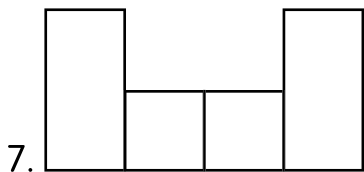
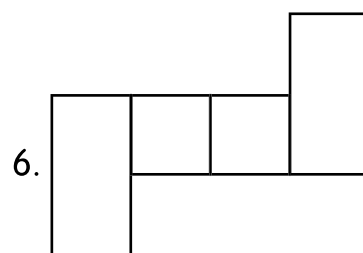
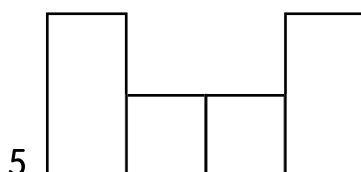
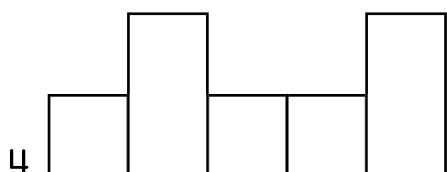
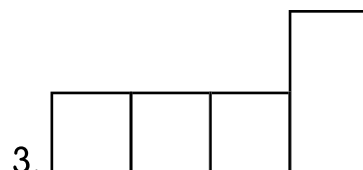
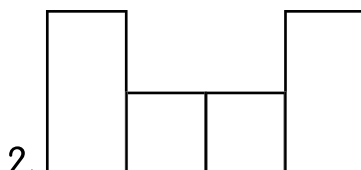
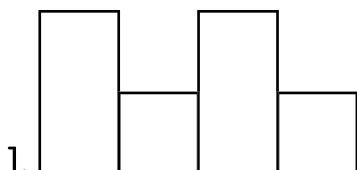
8. stand

9. _____
bonus word

fold

Fill in the boxes.

book good look wood
took take stood stand



Find the Hidden Words

Draw a circle around each spelling word.

1. bookgoodlookwoodtookstoodtake

2. woodtakestoodstandlookgoodbook

3. tookstandstoodtakewoodbooklook

4. booklooktookgoodwoodstoodstand

Write the missing words on the lines.

1. Do you want to _____ at this _____?
take, look took, book

2. Do you want to _____ the puppy home?
take, took

3. I _____ the puppy home.
take, took

4. May I _____ next to you?
stood, stand

5. I _____ next to you this morning.
stood, stand

6. I like to make things from _____.
wood, took

My Spelling Dictation

Write the sentences.

Circle the spelling words.

1. _____

2. _____

Final Sounds

Add ending letters to make words.

Use the words you made to complete the sentences.

ook ood

l_____ b_____ g_____ t_____

st_____ w_____ f_____ c_____

1. I _____ at the store window to _____ at the toys.
2. I like to eat _____ when I read a _____.

Add ending letters to make words.

Use the words you made to complete the sentences.

and

st_____ b_____ h_____ l_____

s_____ gr_____ gl_____ bl_____

1. Please _____ when the _____ plays.
2. The white _____ is _____.

Note: Use this form to track students' spelling progress.

Spelling Record Sheet

Building Spelling Skills

Students' Names																	
1																	
2																	
3																	
4																	
5																	
6																	
7																	
8																	
9																	
10																	
11																	
12																	
13																	
14																	
15																	
16																	
17																	
18																	
19																	
20																	
21																	
22																	
23																	
24																	
25																	
26																	
27																	
28																	
29																	
30																	

Note: Reproduce this form twice for each student to track his or her progress.

My Spelling Record _____

Building Spelling Skills

Spelling List	Date	Number Correct	Words Missed

My Spelling Test

Listen to the words.

Write each word on a line.

1. _____

6. _____

2. _____

7. _____

3. _____

8. _____

4. _____

9. _____

5. _____



My Spelling Dictation

Listen to the sentences.

Write them on the lines.

1. _____

2. _____

Building Spelling Skills

Spelling List

Note: Reproduce this form to make your own spelling list.

STEP 1 Trace and Spell

STEP 2 Copy and Spell

STEP 3 Cover and Spell

1. _____

2. _____

3. _____

4. _____

5. _____

6. _____

7. _____

8. _____

9. _____

fold

_____	_____
_____	_____
_____	_____
_____	_____
_____	_____
_____	_____
_____	_____
_____	_____
_____	_____

Note: Reproduce this form to make your own word search or crossword puzzles.

Word Box

Building Spelling Skills

Dear Parents,

Attached is your child's spelling list for this week. Encourage him or her to practice the words in one or more of these ways:

1. Read and spell each word. Cover it up and write it. Uncover the word and check to see if it is correct.
2. Find the words on the spelling list in printed materials such as books and magazines.
3. Read a word aloud and ask your child to spell it (either aloud or written on paper).

Thank you for your support of our spelling program.

Sincerely,

Building Spelling Skills

Dear Parents,

Attached is your child's spelling list for this week. Encourage him or her to practice the words in one or more of these ways:

1. Read and spell each word. Cover it up and write it. Uncover the word and check to see if it is correct.
2. Find the words on the spelling list in printed materials such as books and magazines.
3. Read a word aloud and ask your child to spell it (either aloud or written on paper).

Thank you for your support of our spelling program.

Sincerely,

Student Spelling Dictionaries

Building Spelling Skills

Self-made spelling dictionaries provide students with a reference for words they frequently use in their writing.

Materials


- copy of “My Own Spelling Dictionary” form (page 147)
- 26 sheets of lined paper—6" x 9" (15 x 23 cm)
- 2 sheets of construction paper or tagboard for cover—6" x 9" (15 x 23 cm)
- crayons or markers
- glue
- stapler
- masking tape




Steps to Follow



- 1 Color and cut out the cover sheet form. Glue it to the front cover of the dictionary.



- 2 Staple the lined paper inside the cover. Place masking tape over the staples.



- 3 Guide students (or ask parent volunteers) to write a letter of the alphabet on each page.

What to Include

1. When students ask for the correct spelling of a special word, have them write it in their dictionary.
2. Include special words being learned as part of science or social studies units.
3. Include words for special holidays.
4. Include the common words students continue to misspell on tests and in daily written work.
5. Add color and number words if these are not on charts posted in the classroom.



— My Own —



Spelling Dictionary

Name _____

— My Own —



Spelling Dictionary

Name _____

**You are a
SUPER SPELLER!**



Name

Congratulations!!

Master Word List

Building Spelling Skills

a	bugs	far	harm
all	bunny	farm	hat
am	bus	fast	he
an	but	fawn	hide
and	by	fed	hill
ant	cakes	feet	his
are	call	fell	home
as	came	find	hot
at	can	fine	I
ate	car	five	in
away	cat	fix	is
bake	cats	fox	it
ball	coat	foxes	jar
be	come	fun	jeep
beds	cone	funny	kind
bees	cow	game	kites
bell	day	gate	kitten
bend	did	gave	lake
big	dig	get	last
bike	dime	go	late
boat	dish	good	law
bones	do	got	lawn
book	dog	had	let
boxes	down	hand	like
brown	fall	happy	line

Master Word List, continued

little	paw	shell	this
look	penny	ship	time
low	pet	show	to
make	pigs	sit	toad
man	play	six	took
may	pup	small	top
me	puppy	smell	tops
men	put	snake	town
mind	rake	so	tree
mine	ran	stamp	tub
mitten	red	stand	up
most	ride	star	us
must	robe	start	use
my	ropes	stay	wall
name	roses	step	want
need	row	still	we
nest	run	stood	well
nine	sand	stop	went
no	sat	sun	what
not	saw	take	will
note	see	tape	wish
now	sent	tell	wood
on	shake	ten	you
pan	she	the	
pat	sheep	then	

Answer Key

Building Spelling Skills

Page 21 (Page 5)

- at
- a
- am or an
- and
- an or am

- John ~~an~~ Mary are having fun.
- That is ~~a~~ fox.
- That is ~~a~~ ox.
- Look ~~at~~ that cat.

Page 22 (Page 6)

- am 4. a
- and 5. an
- at

Page 23 (Page 7)

- A
- an
- and
- am
- at

an — cat
 at — pan
 and — Pam
 am — sand

Page 25 (Page 9)

- in or is
- it
- did
- big
- is or in

- ni (in)
- (s) si
- (t) ti
- gib (big)
- idd (did)

Page 26 (Page 10)

- did
- in
- is
- big
- it

Page 27 (Page 11)

- i
- i
- i
- I, i

These words should be circled:

- in is it big did
- did big it is in
- it is did in big

Page 29 (Page 13)

- pan
- can or man
- man or can
- cat or sat
- sat or cat

pan cat
 man sat
 can

Page 30 (Page 14)

- man
- can
- sat
- pan
- cat

Page 31 (Page 15)

ran	rat
pan	cat
man	sat
can	pat
tan	mat

- cat
- mat
- pan
- can

Page 33 (Page 17)

- had
- sit
- as
- six or ran
- ran or six

- ~~as~~ as
- ran ~~ix~~
- had ~~ed~~
- ~~sat~~ sit
- six ~~ix~~

Page 34 (Page 18)

- sit
- six
- had
- as
- ran

Page 35 (Page 19)

ban pan
 fan man
 ran tan
 can van
 Dan

sit ran
 had as
 six sit
 ran had

Page 37 (Page 21)

- fun
- up
- us
- run
- to

up — pup
 us — fun
 run — bus
 to — do

Page 38 (Page 22)

- to
- fun
- up
- run
- us

Page 39 (Page 23)

These words should be circled:

- to run up us fun
- fun run to up us
- to us fun up run

1. ~~fun~~ fwn
2. yp ~~up~~
3. rwn ~~un~~
4. ~~us~~ ys
5. ~~to~~ tw

Page 41 (Page 25)

1. pup
2. but or tub
3. I
4. tub or but
5. bus

pup bus
 but or tub tub or but
 pup bus

Page 42 (Page 26)

1. pup
2. bus
3. tub
4. I
5. but

Page 43 (Page 27)

up	and
pup	can
run	pan
tub	man
but	had
us	cat
fun	sat

Answers will vary but should spell words.

Page 45 (Page 29)

1. pat or put
2. sun
3. put or pat
4. dig
5. his

1. That is ~~bes~~ book. his
2. I can ~~dig~~ a hole. dig
3. Please ~~put~~ the book down. put
4. The ~~sun~~ is hot. sun
5. You may ~~pt~~ the cat. pat

Page 46 (Page 30)

1. his
2. sun
3. pat
4. dig
5. put

Page 47 (Page 31)

as	is	up
cat	dig	sun
pat	his	but
and	sit	bus
man	it	run

1. cat 3. sun
2. dig 4. his

Page 49 (Page 33)

1. not
2. the
3. on
4. dog
5. got

1. I like to run with my ~~dog~~. dog
2. ~~The~~ cat is playing. The
3. Please get ~~to~~ the bus. on
4. I ~~got~~ a ball. got
5. That is ~~not~~ my cat. not

Page 50 (Page 34)

1. the
2. not
3. dog
4. got
5. on

Page 51 (Page 35)

- These words should be circled:
1. the not on dog got
 2. not on dog the got
 3. not the got dog on

1. onn ~~on~~
2. tha ~~the~~
3. ~~dog~~ dwg
4. ~~got~~ gat
5. nawt ~~not~~

Page 53 (Page 37)

1. red
2. fed or let
3. let or fed
4. get or pet
5. pet or get

fed let
 get red
 pet pet

Page 54 (Page 38)

1. red
2. let
3. pet
4. fed
5. get

Page 55 (Page 39)

get jet let met
 net pet set wet

1. fet ~~pet~~
2. ~~fed~~ ped
3. ged ~~fed~~
4. ~~get~~ git
5. ~~let~~ det

Page 57 (Page 41)

1. men
2. fox or fix
3. top
4. stop
5. fix or fox

1. Please ~~stop~~ the car. stop
2. Can you ~~tex~~ your toy? fix
3. The fox is on ~~top~~ of the box. top

Page 58 (Page 42)

1. men
2. fix
3. stop
4. fox
5. top

Page 59 (Page 43)
hop mop pop top

Ben den hen
men pen ten

These words should be circled:
1. men fix fox stop top
2. stop top fix fox men
3. fox stop top fix men

Page 61 (Page 45)
1. ten
2. sand
3. hand
4. hat or hot
5. hot or hat

1. ~~sand~~ sand
2. hand ~~hand~~
3. hot ~~hot~~
4. hat ~~hat~~
5. ~~ten~~ ten

Page 62 (Page 46)
1. hat
2. hot
3. hand
4. ten
5. sand

Page 63 (Page 47)

hen	pat	pot	band
ten	hat	hot	and
pen	sat	not	sand
	at	got	hand
	cat		

1. sand
2. pen
3. hot
4. hat

Page 65 (Page 49)
1. bugs or tops
2. beds
3. pigs
4. tops or bugs
5. cats

1. The cat was fed.
The cats was fed.
2. The pigs were fed.
The pig were fed.
3. The bed were made.
The beds were made.
4. The bug was eating.
The bugs was eating.

Page 66 (Page 50)
1. cats
2. pig
3. bed
4. bugs
5. top

Page 67 (Page 51)
tops uss pigs hads beds
feds cats thes bugs ons
pig fixs tops nots bug

These words should be circled:
1. tops beds cats pigs bugs
2. tops bugs cats beds pigs
3. tops cats bugs pigs beds

Page 69 (Page 53)
1. ball or fall
2. bell or fell
3. hill
4. fell or bell
5. fall or ball

hill bell fell
ball fall hill
bell fell ball

Page 70 (Page 54)
1. bell
2. hill
3. fell
4. fall
5. ball

Page 71 (Page 55)
ball bell hill
fall fell

1. ball or bell, hill
2. fall
3. bell or ball, fell

Page 73 (Page 57)
1. wish 4. ship
2. shell 5. dish
3. she

ship sh sh wish sh she sh
shell sh sh dish sh ship
shshe wishsh shshell

Page 74 (Page 58)
1. dish
2. shell
3. She
4. wish
5. ship

Page 75 (Page 59)
dip, sip
fish, wish
bell, cell, dell, fell, sell, well

1. dish, wish
2. ship
3. shell
4. she

Page 77 (Page 61)
1. make
2. lake
3. came or come
4. ate
5. tape
6. game
7. shake
8. come or came

1. ~~mak~~ make
2. lake ~~lak~~
3. shake ~~shak~~
4. ~~com~~ come
5. came ~~came~~
6. game ~~game~~
7. ~~ate~~ ate
8. ~~tape~~ tape

Page 78 (Page 62)
1. shake
2. tape
3. come
4. ate, lake
5. make, game

Page 79 (Page 63)

ate	hat
make	sand
came	had
game	hand
lake	ran
shake	pat
ate	
tape	

1. make or lake
2. came or game
3. tape
4. make or lake

Page 81 (Page 65)

1. ride
2. like
3. nine
4. by
5. five, dime, or time
6. my
7. dime, time, or five
8. time, dime, or five

1. five ~~ix~~
2. ~~ix~~ like
3. ride ~~ide~~
4. ~~ix~~ my
5. ~~ime~~ time
6. ~~ime~~ dime
7. nine ~~ine~~
8. ~~ix~~ by

Page 82 (Page 66)

1. nine, dime
2. ride
3. time, five
4. like, by
5. my

Page 83 (Page 67)

dive	is
dime	it
like	pig
nine	big
five	did
ride	sit
time	six
by	his
	dig

1. five
2. like
3. my
4. ride
5. dime
6. nine

Page 85 (Page 69)

1. rake
2. bake, bike, or hide
3. name or mine
4. bike, bake, or hide
5. fine
6. gate
7. hide, bike, or bake
8. mine or name

1. rake
2. fine
3. gate
4. bake
5. mine
6. bike
7. name
8. hide

Page 86 (Page 70)

1. bike
2. rake
3. gate
4. hide
5. bake, mine
6. name, fine

Page 87 (Page 71)

rate	as
bake	can
name	pan
rake	man
make	cat
came	sand
lake	hand
game	pat
gate	hat

1. gate
2. nine
3. rake
4. bike

Page 89 (Page 73)

1. sheep
2. we or me
3. tree
4. he or be
5. see
6. me or we
7. need
8. be or he

sheep be we tree
see he me need

We see the sheep.

Page 90 (Page 74)

1. be, tree
2. need, sheep
3. me, see
4. we
5. he

Page 91 (Page 75)

be	pet
we	fed
me	red
he	ten
be	get
tree	let
see	men
need	bed
free	

1. me
2. need
3. tree
4. sheep

Page 93 (Page 77)

1. you
2. note or robe
3. do
4. so or no
5. go
6. home
7. no or so
8. robe or note

1. yow you euw
2. do duw doo
3. roob roub robe
4. noot note nowt
5. home howm hom
6. nw noo no
7. sw su so
8. go gw gow

Page 94 (Page 78)

1. do
2. go, home
3. you, note
4. robe
5. so

Page 95 (Page 79)

no	hot
go	not
so	dog
home	on
note	top
robe	hop
row	stop
	fox
	mop

- so or go
- note
- home
- robe

Page 97 (Page 81)

- use
- gave
- cone
- snake
- line
- late
- jeep
- feet

These words should be circled:

- snake gave jeep use line cone feet late
- snake jeep use line cone feet late gave
- use jeep gave snake line feet cone late

Page 98 (Page 82)

These words should be circled:

- cone
- snake
- feet
- jeep
- line

Page 99 (Page 83)

long a	long e	long i	long o
late	jeep	fine	go
shake	need	bye	cone
lake	be	by	home
gave	bee	nine	
	me		

- snake
- jeep
- cone
- line

Page 101 (Page 85)

- ropes
- boxes, foxes, or bones
- bees
- bones, boxes, or foxes
- cakes
- roses
- kites
- foxes, boxes, or bones

These words should be circled:

- bones boxes foxes roses kites cakes
- roses bees bones foxes boxes roses
- bones ropes cakes roses bees foxes

Page 102 (Page 86)

- cakes
- kite
- rope
- roses
- boxes
- fox

Page 103 (Page 87)

- bees
- ropes
- roses
- fixes
- bones
- lakes
- cakes
- notes
- boxes
- mixes
- kites
- trees
- foxes
- makes

- ~~foxs~~ foxes
- ~~boxs~~ boxes
- bones ~~bonees~~
- ~~bees~~ bees
- kites ~~kitees~~

Page 105 (Page 89)

- 1, 4, 6, 8—went, sent, want, or mind
- 2, 5, 7—kind, find, or bend
- ant
- want
- bend
- mend
- went
- bind
- mind
- band
- find
- kind

Page 106 (Page 90)

- sent
- kind
- find
- ant
- went
- mind

Page 107 (Page 91)

- find
- mint
- want
- mind
- wand
- ant
- went
- and
- sent
- bent
- send
- bend

- She ~~wint~~ to the store. went
- He ~~sint~~ me a card. sent
- I cannot ~~find~~ my dog. find
- Did you see the ~~ante~~? ant
- There is a ~~bend~~ in the road. bend
- Use your ~~mynd~~ to think. mind

Page 109 (Page 93)

- nest, must, or most
- stamp
- step
- fast or last
- must, nest, or most
- most, nest, or must
- still
- last or fast

- step most
nest last
still stamp
must fast

Page 110 (Page 94)

- step
- most
- nest
- stamp
- still
- last
- fast
- must

Page 111 (Page 95)

nest most step fast
stamp last must still

1. fast, last
2. must, nest
3. still, step

These words should be circled:

1. nest stamp must step most still fast last
2. still fast stamp last step nest most must
3. still stamp step most must nest last fast

Page 113 (Page 97)

1. stay
2. day
3. toad or boat
4. may
5. away
6. play
7. coat
8. boat or toad

1. ~~stae~~ stay 5. ~~plae~~ play
2. ~~awy~~ away 6. ~~bot~~ boat
3. may ~~nae~~ 7. coat ~~boat~~
4. day ~~dae~~ 8. ~~toad~~ toad

Page 114 (Page 98)

1. day, play
2. stay, away
3. may, play
4. boat
5. may, coat
6. toad

Page 115 (Page 99)

In any order:

away clay gray
play stay tray

1. stay, play
2. gray, away

boat coat goat

You will need a coat to ride in the boat.

Page 117 (Page 101)

- 1, 3—small or smell
- 2, 5–7—wall, call, will, or well
4. tell
8. all

These words should be circled:

1. small all wall call will tell well smell
2. wall will well all call tell small smell
3. all call wall small smell will tell well

Page 118 (Page 102)

1. smell 5. call
2. well 6. will
3. all 7. small
4. wall 8. tell

Page 119 (Page 103)

wall	ball	till
well	bell	fall
will	bill	fell
small	tall	fill
smell	tell	

wall	well	will
sell	tall	tell
small	smell	pill
all	ill	

Page 121 (Page 105)

1. brown
2. down or town
3. cow, now, or row
4. now, cow, or row
5. town or down
6. row, cow, or now
7. low
8. show

cow	show	row	down
brown	low	town	now

We are now walking down the stairs.

Page 122 (Page 106)

1. cow, brown
2. show, town
3. now
4. row, down
5. show, row

Page 123 (Page 107)

pow	mow
cow	row
now	low
brown	show
town	tow
down	blow
how	grow

1. cow
2. show
3. town
4. row

Page 125 (Page 109)

1. car or are
2. farm or harm
3. jar
4. star
5. harm or farm
6. are or car
7. far
8. start

car	far	farm	
harm	jar	star	start

The key would not start the car.

Page 126 (Page 110)

1. car, farm
2. star
3. start, jar
4. harm
5. are

Page 127 (Page 111)

are	can	make
farm	man	came
star	sat	shake
car	pat	ate
jar	and	tape

1. car
2. farm
3. start
4. jar

Page 129 (Page 113)

1. little
2. funny or bunny
3. penny
4. puppy
5. happy
6. bunny or funny
7. mitten
8. kitten

These words should be circled:

1. penny puppy bunny funny
kitten mitten
2. penny happy puppy funny
kitten little
3. little mitten kitten happy
bunny penny

Page 130 (Page 114)

1. puppy
2. bunny
3. little
4. penny
5. mitten

Page 131 (Page 115)

bunny mitten happy puppy
kitten funny penny

1. kitten
2. bunny
3. puppy

penny	happy
mitten	funny
bunny	little

Page 133 (Page 117)

1. then or this
2. lawn or fawn
3. saw
4. what
5. fawn or lawn
6. paw
7. law
8. this or then

law lawn saw paw fawn

I saw a fawn walking in the woods.

Page 134 (Page 118)

1. fawn, lawn
2. law
3. saw, paw
4. what, this
5. then

Page 135 (Page 119)

1. men
2. fawn
3. law or saw
4. brown
5. saw or law
6. now
7. row

fawn	lawn
what	then
law	saw
paw	this

Page 137 (Page 121)

1. take
2. took, look, or book
3. wood
4. stood or stand
5. book, look, or took
6. good
7. look, book, or took
8. stand or stood

These words should be circled:

1. book good look wood took
stood take
2. wood take stood stand look
good book
3. took stand stood take wood
book look
4. book look took good wood
stood stand

Page 138 (Page 122)

1. look, book
2. take
3. took
4. stand
5. stood
6. wood

Page 139 (Page 123)

look book good took
stood wood food cook

1. stood, look
2. food, book

stand band hand land
sand grand gland bland

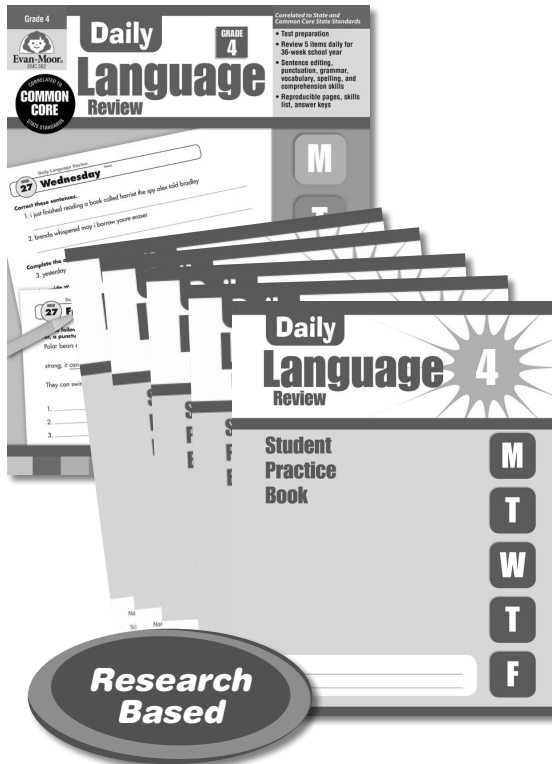
1. stand, band
2. land, sand
or sand, grand/bland

Perfect Supplements to Your Core Curriculum!

Daily Language Review

Each book provides four or five items for every day of a 36-week school year. Skill areas include grammar, punctuation, mechanics, usage, and sentence editing. There are also scope and sequence charts, suggestions for use, and answer keys for the teacher. 128 pages.

Correlated to state and Common Core State Standards.



Teacher's Edition

Student Pack (5 Student Books)

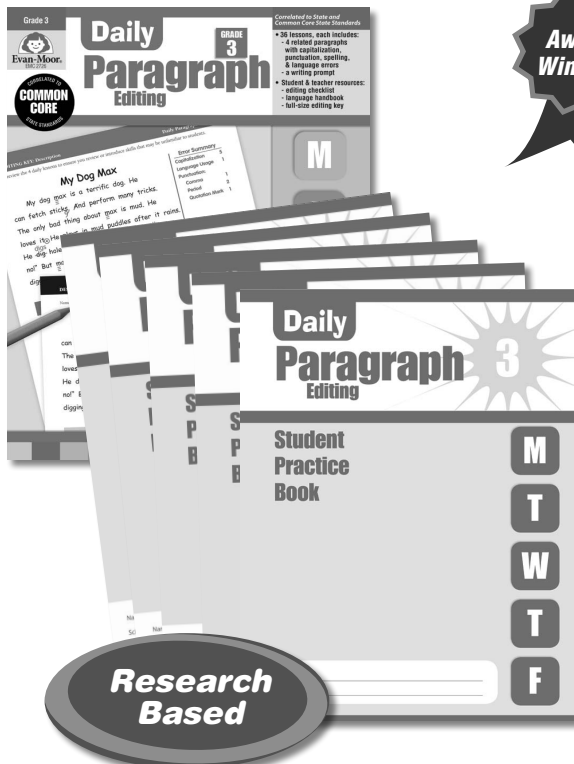
Grade 1	EMC 579	Grade 1	EMC 6515
Grade 2	EMC 580	Grade 2	EMC 6516
Grade 3	EMC 581	Grade 3	EMC 6517
Grade 4	EMC 582	Grade 4	EMC 6518
Grade 5	EMC 583	Grade 5	EMC 6519
Grade 6	EMC 576	Grade 6	EMC 6520
Grade 7	EMC 2797	Grade 7	EMC 6597
Grade 8	EMC 2798	Grade 8	EMC 6598



Daily Paragraph Editing

Editing practice targets grade-level skills from the language arts curriculum, focusing on capitalization, punctuation, spelling, and language usage. Each weekly lesson includes a 4-paragraph composition for students to edit and a related writing prompt. Also included are scope and sequence charts and annotated answer pages. 176 pages.

Correlated to state and Common Core State Standards.



Teacher's Edition

Student Pack (5 Student Books)

Grade 2	EMC 2725	Grade 2	EMC 6551
Grade 3	EMC 2726	Grade 3	EMC 6552
Grade 4	EMC 2727	Grade 4	EMC 6553
Grade 5	EMC 2728	Grade 5	EMC 6554
Grade 6	EMC 2729	Grade 6	EMC 6555
Grade 7	EMC 2837	Grade 7	EMC 6737
Grade 8	EMC 2838	Grade 8	EMC 6738

Frequent, Focused Practice Keeps Skills Sharp!

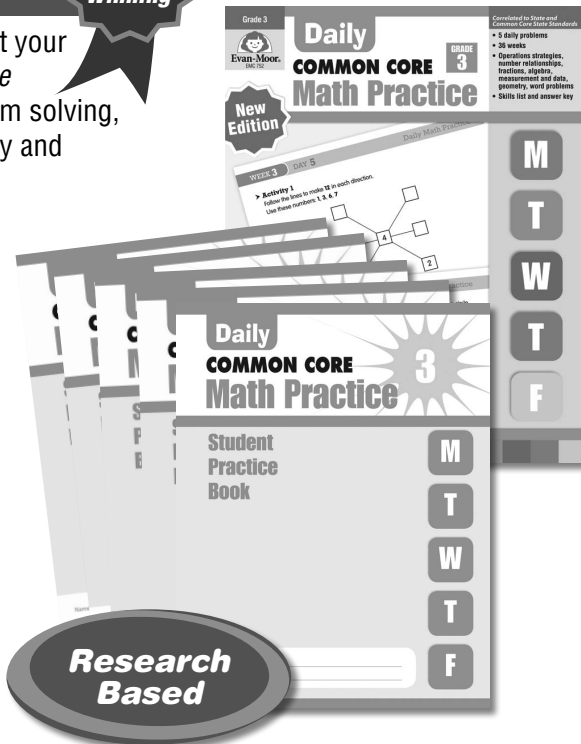
Daily Common Core Math Practice

Award-Winning

Grade appropriate, educationally sound, and designed to support your math curriculum. Based on NCTM standards, *Daily Math Practice* addresses key learning objectives including computation, problem solving, reasoning, geometry, measurement, and much more. Answer key and scope and sequence chart included. 128 pages.

Correlated to state and Common Core State Standards.

Teacher's Edition		Student Pack (5 Student Books)	
Grade 1	EMC 750	Grade 1	EMC 6527
Grade 2	EMC 751	Grade 2	EMC 6528
Grade 3	EMC 752	Grade 3	EMC 6529
Grade 4	EMC 753	Grade 4	EMC 6530
Grade 5	EMC 754	Grade 5	EMC 6531
Grade 6	EMC 755	Grade 6	EMC 6532

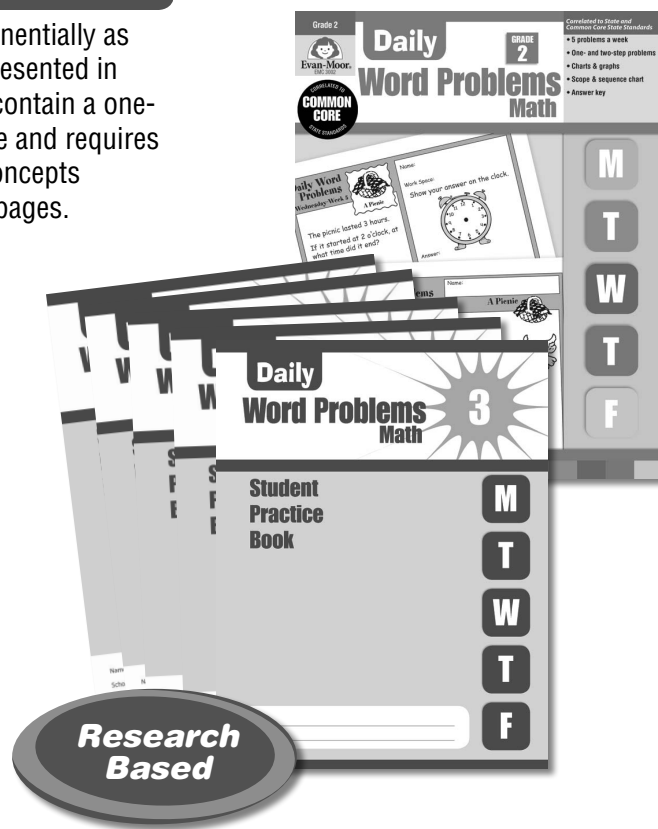


Daily Word Problems

Watch your students' problem-solving abilities expand exponentially as they experience the theme-based, real-world applications presented in each of the 36 weekly sections. Monday through Thursday contain a one- or two-step word problem; Friday's format is more extensive and requires multiple steps. All problems are grade-level specific, with concepts including addition, fractions, logic, algebra, and more! 112 pages.

Correlated to state and Common Core State Standards.

Teacher's Edition		Student Pack (5 Student Books)	
Grade 1	EMC 3001	Grade 1	EMC 6539
Grade 2	EMC 3002	Grade 2	EMC 6540
Grade 3	EMC 3003	Grade 3	EMC 6541
Grade 4	EMC 3004	Grade 4	EMC 6542
Grade 5	EMC 3005	Grade 5	EMC 6543
Grade 6	EMC 3006	Grade 6	EMC 6544



Daily Academic Vocabulary

Daily Academic Vocabulary, the newest addition to Evan-Moor's popular "Dailies" titles, is a supplemental vocabulary series for grades 2–6. This series features direct instruction of vocabulary, shown to be the most effective way to expand students' vocabulary. Both reproducible teacher's edition and student practice book formats are available.

Correlated to state and Common Core State Standards.

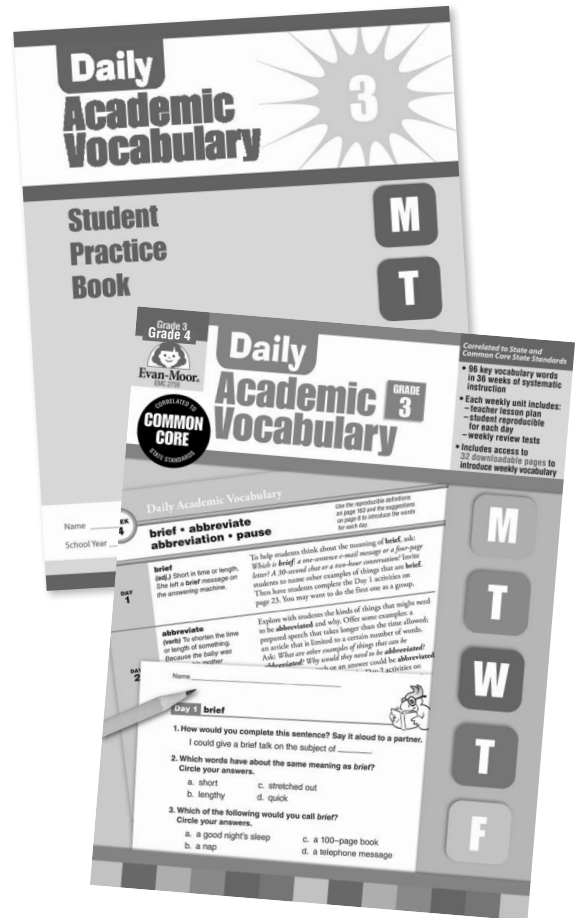
Two Great Formats!

Reproducible Teacher's Edition

- Definitions and sample sentences for each week's words
- Ideas for how to introduce the words
- Instruction that builds on students' personal connection to the words

Student Practice Books

- **Days 1–4** each week present three or four practice items that focus on using the words in a scholastic or personal context.
- **Day 5** is a review that features four multiple-choice items and an opened-ended writing activity that requires students to apply the words to their own experiences.
- **Four quarterly review weeks** give students additional practice on the words introduced in the prior eight weeks. Practice formats include cloze paragraphs, crosswords, and crack-the-code puzzles.



Teacher's Edition		Student Pack (5 Student Books)	
Grade 2	EMC 2758	Grade 2	EMC 6507
Grade 3	EMC 2759	Grade 3	EMC 6508
Grade 4	EMC 2760	Grade 4	EMC 6509
Grade 5	EMC 2761	Grade 5	EMC 6510
Grade 6	EMC 2762	Grade 6	EMC 6511


Help your students develop the rich and diverse vocabulary they need for academic success!

Research shows that strong vocabulary and word knowledge is directly linked to academic accomplishment. Make sure your students develop the rich vocabulary that's essential to successful reading comprehension and academic achievement with *A Word a Day*.

Each book in this newly revised series covers 144 words in 36 engaging weekly units. And with new features, such as an oral review and a written assessment for each week, it's easier than ever to help your students develop the vocabulary they need.

Correlated to state standards and Common Core State Standards.

Grade 1	EMC 2791	Grade 4	EMC 2794
Grade 2	EMC 2792	Grade 5	EMC 2795
Grade 3	EMC 2793	Grade 6	EMC 2796



Evan-Moor products are available at fine teacher supply stores and bookstores everywhere and at www.evan-moor.com.

About Evan-Moor Educational Publishers

Since 1979, Evan-Moor Educational Publishers has provided teachers and educators with practical, creative, and engaging PreK–8 educational materials to support and enrich the curriculum.

Evan-Moor has built a reputation for creating quality resources that help students develop basic and complex skills in reading, writing, math, science, social studies, and the arts.


Today, Evan-Moor continues to develop innovative educational materials such as teacher resource books, e-books, TeacherFileBox.com, interactive courseware, and award-winning titles that support the diverse needs of today's classrooms.

Daily Practice Books


Perfect Supplements to Your Core Curriculum!

- Practice for every day of the school year
- Help students prepare for standardized testing
- Correlated to state and Common Core State Standards

Research-Proven
Spaced practice contributes to retention of skills.




Daily 6-Trait Writing
160 reproducible pages.
Grades 1–8




Daily Language Review
Common Core Edition
136 reproducible pages.
Grades 1–8




Daily Paragraph Editing
176 reproducible pages.
Grades 2–8



Daily Academic Vocabulary
192 reproducible pages.
Grades 2–6




Daily Phonics
208 reproducible pages.
Grades 1–3, Intermediate




Daily Reading Comprehension
192 reproducible pages.
Grades 1–8




Daily Science
192 reproducible pages.
Grades 1–6




Daily Geography Practice
160 reproducible pages.
Grades 1–6




Daily Math Practice
Common Core Edition
128 reproducible pages.
Grades 1–6



Daily Word Problems: Math
112 reproducible pages.
Grades 1–6



Daily Handwriting Practice
112 reproducible pages.
All Grades



Building Spelling Skills
160 reproducible pages.
Grades 1–6