



Building Spelling Skills

GRADE 3

Correlated to State and Common Core State Standards

- 30 spelling units
 - 5- & 8-word lists
 - targeted skills
 - practice activities
 - dictation sentences
- Spelling strategies and teaching ideas
- More reproducible forms:
 - recordkeeping
 - weekly testing
- Answer key

Building Spelling Skills 18

Visual Memory
Match the parts to make words.
Write the words correctly on the lines.

1. A	-----	pril	ver
2. e		ny	
3. ba		u	
4. si		bies	
5. o		ven	
6. ti		lent	
7. men		ture	

1. April
2. _____
3. _____
4. _____
5. _____
6. _____
7. _____
8. _____

Building Spelling Skills WEEK 18

Spelling List

This Week's Focus:

- Review words with long vowel sounds
- Identify long vowels in open syllables

STEP 2 Copy and Spell

1. April
2. babies
3. over
4. hello
5. even
6. we

STEP 3 Cover and Spell



Enhanced E-book

**Correlated
to State and
Common Core
State Standards**

Visit
www.teaching-standards.com
to view a correlation of
this book.

**This book is also available
in a consumable student
practice book edition.**

**Benefit from the same targeted skills practice
in a time- and money-saving format.**

Save money

Consumable books reduce the cost of copying
to your school by at least 30%.

Save time

Say goodbye to copying, collating, and stapling,
and save at least 30 minutes a week.

Save student work


Student practice books work great as student
portfolios and give you easy access to a record
of each student's skill acquisition.

**Building Spelling Skills, Daily Practice
Student Practice Books**

160 pages in each individual book.
Student Practice Books are sold
in 5-packs.

Grade 1	EMC 6591
Grade 2	EMC 6592
Grade 3	EMC 6593
Grade 4	EMC 6594
Grade 5	EMC 6595
Grade 6	EMC 6596

Student practice books are a sole source product
and are only available for purchase directly from
Evan-Moor Educational Publishers. To purchase
student books, visit www.evan-moor.com.





Evan-Moor®

Helping Children Learn

Thank you for purchasing an Evan-Moor e-book!

Attention Acrobat Reader Users: In order to use this e-book you need to have Adobe Reader 8 or higher. To download Adobe Reader for free, visit www.adobe.com.

Using This E-book

This e-book can be used in a variety of ways to enrich your classroom instruction.

You can:

- engage students by projecting this e-book onto an interactive whiteboard
- save paper by printing out only the pages you need
- find what you need by performing a keyword search
... and much more!

For helpful teaching suggestions and creative ideas on how you can use the features of this e-book to enhance your classroom instruction, visit www.evan-moor.com/ebooks.

User Agreement

With the purchase of Evan-Moor electronic materials, you are granted a single-user license which entitles you to use or duplicate the content of this electronic book for use within your classroom or home only. Sharing materials or making copies for additional individuals or schools is prohibited. Evan-Moor Corporation retains full intellectual property rights on all its products, and these rights extend to electronic editions of books.

If you would like to use this Evan-Moor e-book for additional purposes not outlined in the single-user license (described above), please visit www.evan-moor.com/help/copyright.aspx for an *Application to Use Copyrighted Materials* form.

This page intentionally left blank

Building GRADE 3 Spelling Skills

What's in This Book?

Scope and Sequence	2
Teaching the Weekly Unit	4
Spelling Strategies	6
How to Study Your List	7
Sentences for Dictation	8
Take-Home Spelling Lists	10
Weeks 1–30 Activity Pages	20
Forms	
Spelling Record Sheet (class)	140
My Spelling Record (student)	141
End-of-Week Spelling Test Form	142
Blank Spelling List Form	143
Crossword Puzzle Template	144
Parent Letter for Take-Home Lists	145
Student Spelling Dictionaries	146
<i>You Are a Super Speller!</i> Certificate	148
Master Word List (alphabetical)	149
Answer Key	151

Writing: Jo Ellen Moore
 Content Editing: Leslie Sorg
 Copy Editing: Cathy Harber
 Art Direction: Cheryl Puckett
 Cover Design: Cheryl Puckett
 Illustration: Jim Palmer
 Design/Production: Jia-Fang Eubanks
 Yuki Meyer

EMC 2707



Evan-Moor[®]
Helping Children Learn

Visit
teaching-standards.com
 to view a correlation
 of this book.
 This is a free service.

**Correlated to State and
 Common Core State Standards**

**Congratulations on your purchase of some of the
 finest teaching materials in the world.**

*Photocopying the pages in this book
 is permitted for single-classroom use only.
 Making photocopies for additional classes
 or schools is prohibited.*

For information about other Evan-Moor products, call 1-800-777-4362,
 fax 1-800-777-4332, or visit our Web site, www.evan-moor.com.
 Entire contents © 2007 EVAN-MOOR CORP.
 Original edition © 2002 EVAN-MOOR CORP.
 18 Lower Ragsdale Drive, Monterey, CA 93940-5746. Printed in USA.

Scope and Sequence

Week	Focus
1	Spell short and long a words; Spell words with the endings -ed and -ing ; Add the endings -ed and -ing after dropping the silent e ; Recognize the short e sound in said 20
2	Spell short e words; Spell words with the long e sound spelled ea , ie , ee , e , and y ; Recognize the short i sound in been 24
3	Spell short and long i words; Spell words in the -ind , -ile , -ight , and -ink word families. 28
4	Spell words with the long o sound; Distinguish between one- and two-syllable words. 32
5	Spell words with the short and long u sounds; Spell words with an initial /y/ sound. 36
6	Spell words that end with a silent e ; Spell homophones; Compare past and present tense verbs 40
7	Spell words with double consonants; Divide words into syllables. 44
8	Spell verbs that end with -ing or -ed ; Spell irregular past tense verbs. 48
9	Spell words with long vowel sounds; Add -ed to verbs 52
10	Spell words with consonant digraphs ch , sh , th , and wh ; Identify the number of syllables in a word; Recognize the /sh/ sound in sure 56
11	Spell compound words; Divide compound words into syllables 60
12	Spell words with the vowel sound in small , straw , song , and bought ; Spell words with the short u sound spelled ough ; Add the endings -er and -est 64
13	Spell words with the long e and long i sounds spelled y ; Spell the plural forms of words by adding s , es , or ies ; Spell the past tense of words by changing y to i and adding ed 68
14	Spell words with the vowel sounds in push and do 72

Week	Focus
15	Spell words with oy and oi ; Spell words with the initial digraph ch ; Add the endings -s , -es , -ed , and -ing 76
16	Spell contractions; Recognize homophones it's and its 80
17	Spell words with the vowel digraphs ow and ou 84
18	Review words with long vowel sounds; Identify long vowels in open syllables 88
19	Spell words with the short u sound; Spell words with the schwa sound; Review words with long vowel sounds 92
20	Spell words with the variant sounds of g and c 96
21	Spell r-controlled words with or , er , ir , ur , and ear 100
22	Spell r-controlled words with ar , are , or , and ore 104
23	Spell words with the vowel sounds in to , top , wall , and up ; Recognize homophones threw and through ; Spell words with suffixes -less and -ful 108
24	Spell words that end with or , ar , and er ; Spell words with the final long e sound spelled y 112
25	Spell words with the /f/ sound spelled ph , gh , and f ; Spell words with the base word happy ; Spell words with the suffixes -ly and -ness 116
26	Spell words with silent letters; Spell words with the prefixes un- and re- 120
27	Spell words with the suffixes -ful , -ly , -less , -er , and -est 124
28	Spell words with the long a , long e , and short e sounds; Spell words in the -other , -ead , -eat , and -ear word families; Recognize the /ur/ sound in heard and early 128
29	Recognize homophones; Review words with long vowel sounds 132
30	Review long and short vowel sounds; Review how to divide words into syllables 136

Teaching the Weekly Unit

Monday

Allot ample class time each Monday for introducing the spelling list and having students complete the first page of the unit.

Introducing the Week's Words

Give each student the spelling list for the week. Here are ways to introduce the words:

- Call attention to important consistencies noted in "This Week's Focus," such as a phonetic or structural element. For example, say: *As we read this week's spelling list, notice that all the words have the same vowel sound.*
- Read each word aloud and have students repeat it.
- Provide a model sentence using the word. Have several students give their own sentences.
- If desired, add "bonus words" based on the needs of your class. These may be high-utility words or words that the class is encountering in curricular studies.

Writing the Words

After introducing the words, have students study and write the words on the first page of the unit, following these steps:

Step 1: Trace and Spell

Have students trace the word and spell it aloud.

Step 2: Copy and Spell

Tell students to copy the word onto the first blank line and spell it again, touching each letter as it is spoken.

Step 3: Cover and Spell

Have students fold the paper along the fold line to cover the spelling words so that only the last column shows. Then have students write the word from memory.

Step 4: Uncover and Check

Tell students to open the paper and check the spelling. Students should touch each letter of the word as they spell it aloud.

Home Connection

Send home a copy of the Parent Letter (page 145) and the Take-Home Spelling List for the week (pages 10–19).

Monday's Page

Strengthening Students' Spelling Skills

Spelling Strategies

Page 6

How to Study Your List

Page 7

At the beginning of the year, reproduce pages 6 and 7 for each student or on an overhead transparency. Review the general steps and strategies, encouraging students to apply them throughout the year.

Tuesday Visual Memory Activities

Have students complete the activities on the second page of the unit. Depending on students' abilities, these activities may be completed as a group or independently.

Visual Memory Building Spelling Skills WEEK 1
Fill in the boxes.

stand	waved	great	than	prey
afraid	they	playing	ask	takes
away	said	eight	catch	always

1. 2. 3. 4.

5. 6. 7. 8.

9. 10. 11. 12.

13. 14.

Cross out the misspelled words.

1. sad	said	8. they	they
2. elgh	eight	9. aks	ask
3. great	grait	10. stend	stand
4. prey	drey	11. playing	polling
5. catsh	catch	12. takes	tokes
			than
			away
			uway

Building Spelling Skills, Daily Practice • EMC 2707

Tuesday's Page

Wednesday Word Meaning and Dictation

Have students complete the Word Meaning activity on the third page of the unit. Then use the dictation sentences on pages 8 and 9 to guide students through "My Spelling Dictation." Follow these steps:

1. Ask students to listen to the complete sentence as you read it.
2. Say the sentence in phrases, repeating each phrase one time clearly. Have students repeat the phrase.
3. Wait as students write the phrase.
4. When the whole sentence has been written, read it again, having students touch each word as you say it.

Word Meaning Building Spelling Skills WEEK 1
Fill in the missing words.

takes	ask	always	catch	eight
afraid	away	stand	prey	waved
said	than	great	they	playing

1. An octopus uses its _____ arms to catch its _____.
2. It _____ a long time to _____ my dog to give him a bath.
3. My little sister is _____ of thunder and lightning.
4. _____ were _____ football at the park.
5. Marcus _____ his hand and _____ "Good-bye."
6. You must _____ far _____ from the campfire.

My Spelling Dictation
Write the sentences. Circle the spelling words.

1. _____

2. _____

Building Spelling Skills, Daily Practice • EMC 2707

Wednesday's Page

Thursday Word Study Activities

Have students complete the activities on the fourth page. Depending on students' abilities, these activities may be completed as a group or independently.

Word Study Building Spelling Skills WEEK 1
Underline the words with the long a sound. Circle the letters that make that sound.

waved	catch	away	takes	great
ask	eight	stand	said	they
always	afraid	prey	than	playing

An ending is a word part added at the end of a word. Add ed and ing to each word.

	ed	ing
1. play	played	playing
2. ask	_____	_____
3. prey	_____	_____
4. paint	_____	_____

Drop the e and add the endings ed and ing.

1. wave	waved	waving
2. smile	_____	_____

Building Spelling Skills, Daily Practice • EMC 2707

Thursday's Page

Friday Weekly Test

Friday provides students the chance to take the final test and to retake the dictation they did on Wednesday. A reproducible test form is provided on page 142. After the test, students can record their score on the "My Spelling Record" form (page 141).

Spelling Test Building Spelling Skills WEEK 1
Listen to the words. Write each word on a line.

1. _____
2. _____
3. _____
4. _____
5. _____
6. _____
7. _____
8. _____
9. _____
10. _____
11. _____
12. _____
13. _____
14. _____
15. _____
16. _____
17. _____

Listen to the sentences. Write them on the lines.

1. _____
- _____
- _____
- _____

Building Spelling Skills, Daily Practice • EMC 2707

Friday's Page

Say a word correctly.

- Don't leave out or mispronounce sounds.
- Write the sounds in the correct order.

Think about what the word looks like.

- Think about how the spelling pattern looks.
- Write it, look at it, and decide if it looks correct.

Look for small words in spelling words.

- spin—pin, in
- cupcake—cup, cake

Look at syllables in spelling words.

- Spell the word one syllable at a time.
remember—re • mem • ber

Use rhyming words to help spell a word.

- If you can spell **book**, you can spell **look**.

Use rules for adding endings.

- Drop silent e before adding a suffix.
- Double the final consonant before adding a suffix.
- Change the final y to i and add es.


These strategies help me become a better speller!



1 Read and Spell




2 Copy and Spell



3 Cover and Spell



4 Uncover and Check



Good for me!

Sentences for Dictation

There are two dictation sentences for each spelling list. Space for sentence dictation is provided on Wednesday of each week and on Friday's test form (page 142).

- Ask students to listen to the complete sentence as you read it.
- Have students repeat the sentence.
- Read the sentence in phrases, repeating each phrase one time clearly.
- Have students repeat the phrase.
- Allow time for students to write the phrase.
- Read the sentence again, having students touch each word as you say it.

Week Dictation Sentences

- 1 Were **they always playing** that **great** game?
Jay is **afraid** of things with **eight** legs.
- 2 Has **she seen** the **sea very many** times?
I **believe** I **left** my lunch **between** those seats.
- 3 Don't **swim while** the shark is close by.
Why did you shine that **light** in **my eye**?
- 4 Will your **pocket hold most** of the toy **rockets**?
The king **often** sat on his gold **throne**.
- 5 **Touch** the **cute, young** kitten **under** its chin.
Carlos invented a **new fuel** for **humans** to **use**.
- 6 The wind **blew** the **blue** kite **above** the trees.
Do you know where you will **live** when you **move**?
- 7 Will the wind **carry** my **pretty balloon off** to **Mississippi**?
Is the artist **willing** to draw a **different pattern**?
- 8 The note he **received** told who is **getting** the prize.
Are you **coming** to the **swimming** party I'm **having**?
- 9 The **price** of **uniforms usually stayed** the same.
Her **niece tried** to **float** an ice **cube**.
- 10 The **teacher** and her **children** went **everywhere together**.
Where do you **think** we need to **search** for it?
- 11 **Everyone** came to school **without** their **homework today**.
Was **everybody** scared by the **earthquake**?
- 12 That **tough** kid **called** the **small** boy an **awful** name.
Bob **brought** his **strongest** rope **along** on our camping trip.
- 13 The **ladies cried** when the **story** was **finally** over.
My **family** gave me **toys** and **shoes** as a **surprise**.

Week Dictation Sentences

- 14 Is it **true** that the **school** has **good food**?
Maggie **chewed** on **cookies** until she was **full**.
- 15 The **boy joined** his dad for a **voyage** across the sea.
His **choice** was **oysters** and **chocolate** pudding for dinner.
- 16 **I'm** sure **we're** going where **they're** going.
The clock **doesn't** work, so **they're** always late.
- 17 You **should follow** that **group** to the old **house**.
My **cousin** ran **around town** until she **found** her dog.
- 18 Did **April's** pet rabbit have **those tiny white babies**?
Pat **raised** the flag **over** her head.
- 19 I'm too **tired** to **read** the book **again**.
Does some of the **money** need to be **given** to Mother?
- 20 **Clean** up the spilled **cereal** and put it in the **carton**.
Could the **guards** save the **city** from **danger**?
- 21 Can I **learn** to be a **nurse** and **work** all around the **world**?
Burt **stirred** the **fire** and **turned** the meat on the grill.
- 22 Farmer Brown takes **care** of her **large horse** every **morning**.
Aren't you going to read the **warning** on the **chart**?
- 23 The **thoughtless** boy was cold **because** he **threw** away his jacket.
It's **wonderful** to **watch water** flow over a cliff.
- 24 Take two **dollars** to the store and buy some **sugar**.
Doctor Hunter said my leg will be **better** in **forty** days.
- 25 Her **nephew** was **unhappy** when he lost the **photograph**.
Happily, his **cough** was better by **Friday**.
- 26 My **neighbor** thinks she saw a **ghost climb** on a tree **limb**.
The postman **knew** the **wrong** name was **written** on the letter.
- 27 If you work too **quickly**, you will make **careless** mistakes.
Everyone is **joyful** when Tina tells her **funniest** jokes.
- 28 I **heard Mother** call out a **friendly** greeting **early** this morning.
Measure some milk and **break** an egg into the bowl.
- 29 **Our** mother **wrote** her letter on a **piece** of pretty paper.
We must **wait** an **hour** for the bus that goes to **their** house.
- 30 It's **all right** to open the **beautiful presents** now.
People went **straight** to the **hospital** after the train crash.

Building Spelling Skills

NAME

WEEK

1

said

ask

stand

catch

eight

afraid

away

always

playing

waved

takes

than

great

they

prey

bonus word

bonus word

Building Spelling Skills

NAME

WEEK

2

next

left

help

please

believe

many

very

been

seen

she

between

three

easy

sea

leave

bonus word

bonus word

Building Spelling Skills

NAME

WEEK

3

pitch

drink

swim

life

while

I

my

light

buy

eye

which

find

why

kind

try

bonus word

bonus word

Building Spelling Skills

NAME

WEEK

4

rocket

pocket

hold

told

often

grow

throne

so

sew

most

almost

both

coach

open

also

bonus word

bonus word

© Evan-Moor Corp. • EMC 2707

Building Spelling Skills

NAME

WEEK

5

under

such

much

young

touch

use

your

you

unit

cute

few

new

fuel

human

music

bonus word

bonus word

© Evan-Moor Corp. • EMC 2707

Building Spelling Skills

NAME

WEEK

6

save

give

have

live

move

above

alive

alike

to

two

too

know

do

blew

blue

bonus word

bonus word

© Evan-Moor Corp. • EMC 2707

Building Spelling Skills

NAME

WEEK

7

missed

willing

balloon

spelling

pretty

still

off

added

letter

different

pattern

middle

Mississippi

zipper

carry

_____ bonus word

_____ bonus word

© Evan-Moor Corp. • EMC 2707

Building Spelling Skills

NAME

WEEK

8

swimming

swam

getting

coming

came

having

doing

ended

happened

happening

started

joked

received

smiled

smiling

_____ bonus word

_____ bonus word

© Evan-Moor Corp. • EMC 2707

Building Spelling Skills

NAME

WEEK

9

way

these

niece

might

show

float

brain

mean

close

tried

cube

uniform

stayed

price

usually

_____ bonus word

_____ bonus word

© Evan-Moor Corp. • EMC 2707

Building Spelling Skills

NAME

WEEK

10

children
search
teacher
reached
think
together
with
where
everywhere
short
push
finish
sure
who
whole

bonus word

bonus word

© Evan-Moor Corp. • EMC 2707

Building Spelling Skills

NAME

WEEK

11

into
today
without
something
become
upon
myself
everybody
everyone
maybe
outside
basketball
homework
skateboard
earthquake

bonus word

bonus word

© Evan-Moor Corp. • EMC 2707

Building Spelling Skills

NAME

WEEK

12

awful
called
falling
mall
small
straw
drawing
strongest
longer
song
along
bought
brought
rough
tough

bonus word

bonus word

© Evan-Moor Corp. • EMC 2707

Building Spelling Skills

NAME _____

WEEK
13

lady
ladies
surprise
surprises
toys
shoes
shy
cry
cried
study
studied
story
only
finally
family

_____ bonus word

_____ bonus word

© Evan-Moor Corp. • EMC 2707

Building Spelling Skills

NAME _____

WEEK
14

looked
good
brook
football
cookie
stood
full
put
food
school
truth
room
true
chew
due

_____ bonus word

_____ bonus word

© Evan-Moor Corp. • EMC 2707

Building Spelling Skills

NAME _____

WEEK
15

pointing
oily
boy
voice
oyster
voyage
loyal
joined
coin
choice
poison
destroy
enjoy
choose
chocolate

_____ bonus word

_____ bonus word

© Evan-Moor Corp. • EMC 2707

Building Spelling Skills

NAME _____

WEEK

16

don't
didn't
I'll
I'm
it's
let's
you're
we're
doesn't
o'clock
won't
wouldn't
its
can't
that's

_____ bonus word

_____ bonus word

© Evan-Moor Corp. • EMC 2707

Building Spelling Skills

NAME _____

WEEK

17

follow
below
own
grown
town
ground
around
found
about
house
group
would
should
country
cousin

_____ bonus word

_____ bonus word

© Evan-Moor Corp. • EMC 2707

Building Spelling Skills

NAME _____

WEEK

18

April
babies
over
hello
even
we
silent
tiny
menu
future
dear
raise
white
used
those

_____ bonus word

_____ bonus word

© Evan-Moor Corp. • EMC 2707

Building Spelling Skills

NAME

WEEK
19

disagree

again

given

other

money

problem

does

of

some

laid

change

tired

read

nice

lower

_____ bonus word

_____ bonus word

© Evan-Moor Corp. • EMC 2707

Building Spelling Skills

NAME

WEEK
20

city

cereal

face

could

guess

huge

age

danger

goose

gone

coast

clean

guard

giant

carton

_____ bonus word

_____ bonus word

© Evan-Moor Corp. • EMC 2707

Building Spelling Skills

NAME

WEEK
21

word

work

world

were

first

girl

turned

learn

bird

fire

here

nurse

jury

stirred

wear

_____ bonus word

_____ bonus word

© Evan-Moor Corp. • EMC 2707

Building Spelling Skills

NAME

WEEK

22

aren't

partner

hard

chart

farm

start

large

more

before

horse

north

morning

care

stare

warning

_____ bonus word

_____ bonus word

Building Spelling Skills

NAME

WEEK

23

threw

through

thoughtless

caught

fault

taught

because

one

once

water

watch

wanted

wonder

wonderful

walk

_____ bonus word

_____ bonus word

Building Spelling Skills

NAME

WEEK

24

color

odor

farmer

calendar

dollar

party

liar

after

number

better

doctor

weather

every

forty

sugar

_____ bonus word

_____ bonus word

Building Spelling Skills

NAME

WEEK
25

phone
photograph
orphan
alphabet
graph
nephew
enough
father
half
Friday
cough
unhappy
happier
happily
happiness

_____ bonus word

_____ bonus word

© Evan-Moor Corp. • EMC 2707

Building Spelling Skills

NAME

WEEK
26

ghost
neighbor
high
knew
knot
unknown
rewrap
wrong
written
wrapper
unwrap
climb
limb
gnaw
gnat

_____ bonus word

_____ bonus word

© Evan-Moor Corp. • EMC 2707

Building Spelling Skills

NAME

WEEK
27

useful
quietly
slowly
careful
careless
quickly
useless
worthless
fearful
fearless
joyful
smarter
fastest
funniest
happiest

_____ bonus word

_____ bonus word

© Evan-Moor Corp. • EMC 2707

Building Spelling Skills

NAME

WEEK

28

brother
mother
another
field
friend
heard
early
friendly
head
near
year
shield
eat
measure
break

bonus word

bonus word

Building Spelling Skills

NAME

WEEK

29

they're
there
their
soup
night
knight
right
write
weight
wait
piece
peace
hour
our
wrote

bonus word

bonus word

Building Spelling Skills

NAME

WEEK

30

air
against
all right
until
presents
beautiful
favorite
clothes
people
vacation
remember
already
hospital
minute
straight

bonus word

bonus word

Building Spelling Skills

WEEK 1

Spelling List

This Week's Focus:

- Spell short and long a words
- Spell words with the endings -ed and -ing
- Add the endings -ed and -ing after dropping the silent e
- Recognize the short e sound in said

STEP 1 Read and Spell

STEP 2 Copy and Spell

STEP 3 Cover and Spell

1. said
2. ask
3. stand
4. catch
5. eight
6. afraid
7. away
8. always
9. playing
10. waved
11. takes
12. than
13. great
14. they
15. prey
16. _____
bonus word
17. _____
bonus word

fold

Fill in the boxes.

stand

waved

great

than

prey

afraid

they

playing

ask

takes

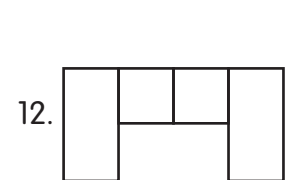
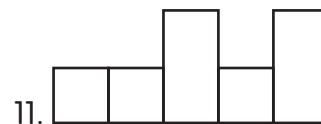
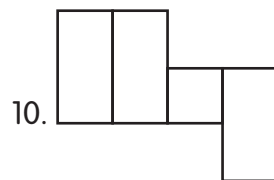
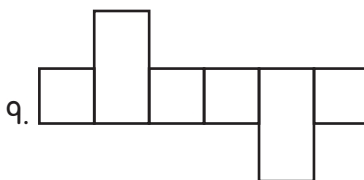
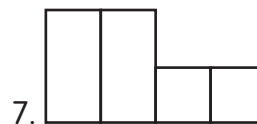
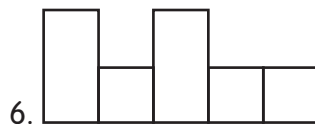
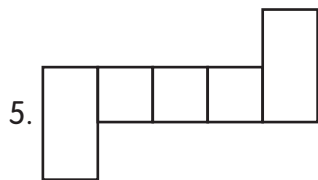
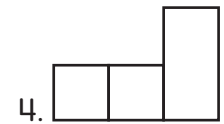
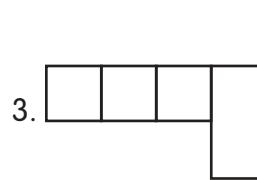
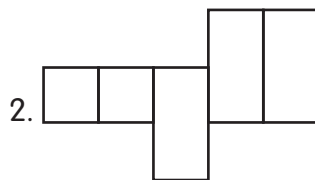
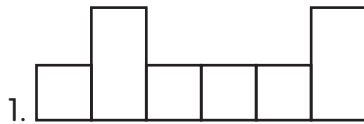
away

said

eight

catch

always



Cross out the misspelled words.

1. ~~sed~~

said

2. eitgh

eight

3. great

grait

4. prey

drey

5. catsh

catch

6. afraid

ufraid

7. wavd

waved

8. they

thay

9. aks

ask

10. stend

stand

11. playing

paling

12. taks

takes

13. than

fhan

14. away

uway

Word Meaning

Fill in the missing words.

takes	ask	always	catch	eight
afraid	away	stand	prey	waved
said	than	great	they	playing

1. An octopus uses its _____ arms to catch its _____.
2. It _____ a long time to _____ my dog to give him a bath.
3. My little sister is _____ of thunder and lightning.
4. _____ were _____ football at the park.
5. Marcus _____ his hand and _____, "Good-bye."
6. You must _____ far _____ from the campfire.

My Spelling Dictation

Write the sentences. Circle the spelling words.

1. _____

2. _____

Word Study

Underline the words with the long **a** sound.
Circle the letters that make that sound.

w a v e d

catch

away

takes

great

ask

eight

stand

said

they

always

afraid

prey

than

playing

An ending is a word part added at the end of a word.
Add **ed** and **ing** to each word.

ed

ing

1. play

played

playing

2. ask

3. prey

4. paint

Drop the **e** and add the endings **ed** and **ing**.

1. wave

waved

waving

2. smile

3. skate

4. bake

Spelling List

This Week's Focus:

- Spell short e words
- Spell words with the long e sound spelled ea, ie, ee, e, and y
- Recognize the short i sound in **been**

STEP 1 Read and Spell

- next
- left
- help
- please
- believe
- many
- very
- been
- seen
- she
- between
- three
- easy
- sea
- leave
- _____ bonus word
- _____ bonus word

fold

STEP 2 Copy and Spell

STEP 3 Cover and Spell

Fill in the boxes.

very	believe	next	easy	leave
been	please	help	between	she
seen	many	left	three	sea

1.	2.	3.	4.
5.	6.	7.	8.
9.	10.	11.	12.

Circle the misspelled words. Write them correctly on the lines.

1. Plez help me fix my bike.

2. We have to leaf now.

3. It isn't eezy to ride a horse.

4. Have you ben to the park?

5. Park the car betwene the trees.

6. Did you belive his story?

7. I saw miny cows at his farm.

8. Jane had tree pet cats.

Word Meaning

Answer the questions.

next	left	help	please	believe
many	very	been	seen	she
between	three	easy	sea	leave

1. What comes after **two**? _____

2. What is another word for **ocean**? _____

3. What is the opposite of... ?

difficult _____ stay _____

right _____ harm _____

few _____

4. Which word means “in the middle of two things”? _____

5. What word do you use if you want to show good manners? _____

6. Which word means you think something is true? _____

My Spelling Dictation

Write the sentences. Circle the spelling words.

1. _____

2. _____

Word Study

Underline the words with the long e sound.
Circle the letters that make that sound.

three

left

she

please

believe

many

very

been

seen

help

between

leave

easy

sea

next

Write the spelling words that rhyme with these words.

1. merry _____

6. pea _____

2. any _____

7. queen _____

3. sneeze _____

8. relieve _____

4. free _____

9. bee _____

5. yelp _____

10. lean _____

next

left

help

please

believe

many

very

been

seen

she

leave

three

easy

sea

between

Spelling List

This Week's Focus:

- Spell short and long i words
- Spell words in the **-ind**, **-ile**, **-ight**, and **-ink** word families

STEP 1 Read and Spell

STEP 2 Copy and Spell

STEP 3 Cover and Spell

1. pitch
2. drink
3. swim
4. life
5. while
6. I
7. my
8. light
9. buy
10. eye
11. which
12. find
13. why
14. kind
15. try

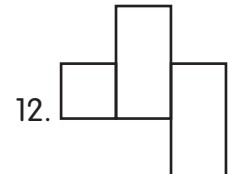
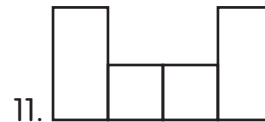
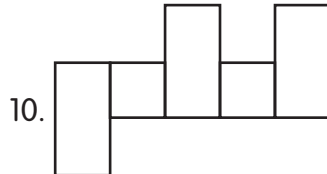
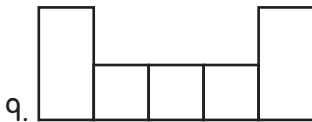
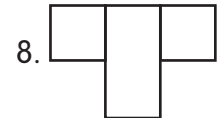
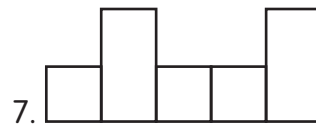
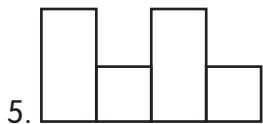
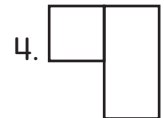
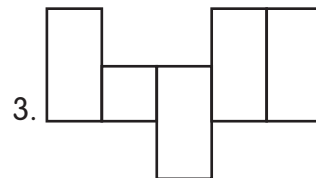
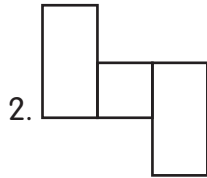
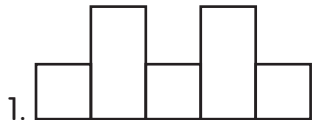
16. _____
bonus word

17. _____
bonus word

fold

Fill in the boxes.

life	pitch	my	eye	why
drink	while	light	which	kind
try	I	buy	find	swim



Circle the misspelled words.
Write them correctly on the lines.

1. Mom needs to bie a lite for the lamp. _____

2. Witch kind of drenk do you like best? _____

3. Trie to catch the ball when I picth it. _____

4. I get water in my aye when I swem. _____

5. Eye like to by that kind of pen. _____

Word Meaning

Fill in the missing words.

1. _____ have something in my _____.
(I, try) (why, eye)
2. _____ did you _____ that kind of soft _____?
(Why, Try) (buy, which) (drink, pitch)
3. _____ kind of _____ do you need?
(Which, Witch) (while, light)
4. Can you catch _____ I _____ the baseball?
(while, light) (why, pitch)
5. The words _____ and _____ rhyme.
(my, find) (try, while)
6. I have tried to be a _____ person all of my _____.
(find, kind) (while, life)

My Spelling Dictation

Write the sentences. Circle the spelling words.

1. _____

2. _____

Word Study

Underline the words with the long i sound.
Circle the letters that make that sound.

life

drink

try

pitch

while

I

my

light

buy

eye

which

find

why

kind

swim

Add letters to make new words.
Then read all the words in each word family.

ind

ile

ight

ink

_____f_____ind

_____ile

_____ight

_____ink

_____ind

_____ile

_____ight

_____ink

_____ind

_____ile

_____ight

_____ink

_____ind

_____ile

_____ight

_____ink

Building Spelling Skills

WEEK 4

Spelling List

This Week's Focus:

- Spell words with the long o sound
- Distinguish between one- and two-syllable words

STEP 1 Read and Spell

1. rocket
2. pocket
3. hold
4. told
5. often
6. grow
7. throne
8. so
9. sew
10. most
11. almost
12. both
13. coach
14. open
15. also

16. _____
bonus word

17. _____
bonus word

STEP 2 Copy and Spell

STEP 3 Cover and Spell

fold

Fill in the boxes.

rocket

hold

often

grow

so

pocket

told

also

sew

most

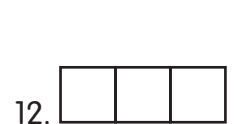
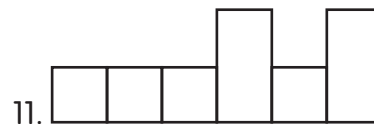
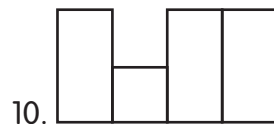
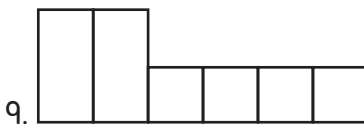
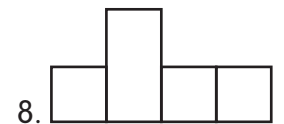
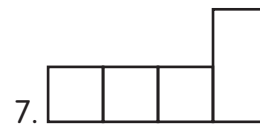
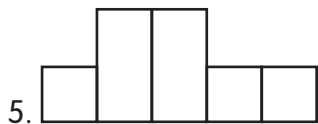
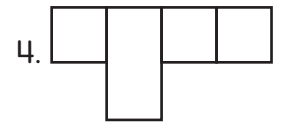
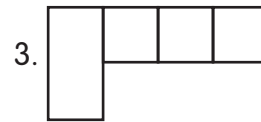
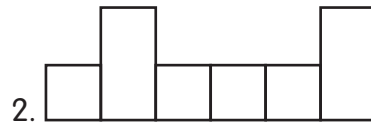
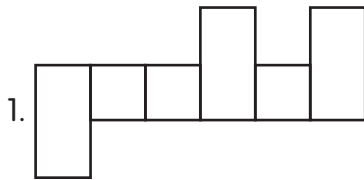
throne

almost

both

coach

open



Cross out the misspelled words.

1. roket

rocket

2. whold

hold

3. often

offen

4. throne

thone

5. amolst

almost

6. both

bofh

7. coach

koach

8. allso

also

9. opun

open

10. grow

groe

11. told

tole

12. sowe

sew

Word Meaning

Answer the questions.

rocket	hold	often	grow	so
pocket	most	also	sew	told
throne	almost	both	coach	open

1. What could a king or queen sit on? _____
2. In what part of a jacket can you carry things? _____
3. Which two spelling words rhyme with **cold**?

4. Which two spelling words sound the same but have different spellings?

5. What is the opposite of **shut**? _____
6. What transportation would an astronaut use? _____

My Spelling Dictation

Write the sentences. Circle the spelling words.

1. _____

2. _____

Word Study

Underline the words with the long o sound.
Circle the letters that make that sound.

grow

hold

throne

rocket

so

pocket

told

also

sew

most

often

almost

both

coach

open

Say each word.

rocket

hold

often

both

almost

grow

so

pocket

coach

throne

told

also

sew

open

most

Write the words with one syllable.

Write the words with two syllables.

1. _____

1. _____

2. _____

2. _____

3. _____

3. _____

4. _____

4. _____

5. _____

5. _____

6. _____

6. _____

7. _____

8. _____

9. _____

Building WEEK
5
Spelling
Skills

Spelling List

This Week's Focus:

- Spell words with the short and long **u** sounds
- Spell words with an initial **/y/** sound

STEP
1 **Read and Spell**

STEP
2 **Copy and Spell**

STEP
3 **Cover and Spell**

1. under
2. such
3. much
4. young
5. touch
6. use
7. your
8. you
9. unit
10. cute
11. few
12. new
13. fuel
14. human
15. music

16. _____
bonus word

17. _____
bonus word

fold

Visual Memory

Unscramble the letters to make spelling words.

under	such	much	young	touch
use	your	you	unit	fuel
few	new	cute	human	music

1. chum _____

7. lufe _____

2. outh _____

8. redun _____

3. sue _____

9. chus _____

4. uoy _____

10. hunam _____

5. intu _____

11. sicmu _____

6. wef _____

12. gnuoy _____

Circle the misspelled words. Write them correctly on the lines.

1. Jim's dog ran undar the bed. _____

2. Do you like her noo coat? _____

3. What is yer name? _____

4. That's a kute baby. _____

5. Don't tuch the hot stove! _____

6. Ann's sister is a yung lady. _____

7. A fuo boys came to the party. _____

8. Do you like rap moosic? _____

Word Meaning

Draw a picture to show what each sentence means.

<p>Kate found her kitten hiding under the bed.</p>	<p>Dad pumped fuel into the tank of his new car.</p>
<p>The young boy played music.</p>	<p>A few pennies were in the cute piggy bank.</p>

My Spelling Dictation

Write the sentences. Circle the spelling words.

1. _____

2. _____

Word Study

Underline the words with the long **u** sound.
Circle the letters that make that sound.

use

such

few

young

music

under

your

you

unit

cute

much

new

fuel

human

touch

Write the spelling words that rhyme with these words.

1. crutch _____

6. flute _____

2. sung _____

7. few _____

3. thunder _____

8. jewel _____

4. shoes _____

9. Dutch _____

5. too _____

10. store _____

Fill in the blanks with rhyming word pairs from above.

1. Zeke hid _____ the bed when he heard _____.

2. They bought a _____ pairs of _____ shoes.

3. A _____ little girl played music on her _____.

Spelling List

This Week's Focus:

- Spell words that end with a silent e
- Spell homophones
- Compare past and present tense verbs

STEP
1 Read and Spell

1. save
2. give
3. have
4. live
5. move
6. above
7. alive
8. alike
9. to
10. two
11. too
12. know
13. do
14. blew
15. blue
16. _____
bonus word
17. _____
bonus word

fold 

STEP
2 Copy and Spell

STEP
3 Cover and Spell

Visual Memory

Fill in the missing letters.

save	give	have	live	move
above	alike	alive	to	two
too	know	do	blew	blue

____oo	____ike	____ew	____ow
____ue	____wo	____o	____o
____ove	____ove	____ave	____ave
____ive	____ive	____ive	

Circle the misspelled words.
Write them correctly on the lines.

1. There were tow plants in the pot. _____
2. The girls looked ulike. _____
3. His new bike is blew. _____
4. Do you no what fish like to eat? _____
5. May I hav a ride to school? _____
6. Will you geve me some milk? _____
7. Nat went too the zoo. _____
8. Moov your bike out of the street. _____

Word Meaning

Homophones are words that sound alike but have different spellings and meanings.

Choose the correct homophone for each sentence.

1. That little boy is _____ years old.
(to, two, too)
2. I want an ice-cream cone, _____.
(to, two, too)
3. Bring the plates _____ the table.
(to, two, too)
4. A strong wind _____ the leaves off the trees.
(blew, blue)
5. Did you see how _____ the sky was today?
(blew, blue)
6. When will you _____ if you can go on the trip?
(know, no)
7. There is _____ more peanut butter in the jar.
(know, no)

My Spelling Dictation

Write the sentences. Circle the spelling words.

1. _____

2. _____

Word Study

A present tense verb tells about what is happening NOW.

A past tense verb tells about what happened before.

Use the spelling list to find the present tense for each past tense verb.

Write the present tense words on the lines.

past tense	present tense	past tense	present tense
1. gave	_____	5. did	_____
2. moved	_____	6. had	_____
3. lived	_____	7. saved	_____
4. knew	_____		

Fill in the correct verb form.

1. New people just _____ in next door.
(move)

2. Do you _____ how to make toast?
(know)

3. The man _____ up balloons and made animals out of them.
(blow)

4. Have you _____ the money you need for a new bike?
(save)

Draw lines to match these words to their opposites.

alive

different

alike

below

above

dead

Building Spelling Skills

WEEK 7

Spelling List

This Week's Focus:

- Spell words with double consonants
- Divide words into syllables

STEP 1 Read and Spell

STEP 2 Copy and Spell

STEP 3 Cover and Spell

1. missed
2. willing
3. balloon
4. spelling
5. pretty
6. still
7. off
8. added
9. letter
10. different
11. pattern
12. middle
13. Mississippi
14. zipper
15. carry
16. _____
bonus word
17. _____
bonus word

fold

_____	_____
_____	_____
_____	_____
_____	_____
_____	_____
_____	_____
_____	_____
_____	_____
_____	_____
_____	_____
_____	_____
_____	_____
_____	_____
_____	_____
_____	_____
_____	_____
_____	_____
_____	_____
_____	_____
_____	_____
_____	_____
_____	_____

Visual Memory

Find the words hiding in this puzzle.

m b a l l o o n o f f x l
i i l l z i p m i d d l e
s o s w i l l i n g i z t
s c a s s y z g o o f a t
e t s t i l l i u v f d e
d g i p a s l i p p e d r
c o l r o w s n o p r e p
a z l e t t r i n e e d r
r p a t t e r n p l n r e
r o p t d i f f u p t z t
y f e y o s p e l l i n g

added
balloon
carry
different
letter
middle
missed
Mississippi
off
pattern
pretty
spelling
still
willing
zipper

Circle the correct spelling.

- | | | | |
|--------------|-----------|----------|----------|
| 1. misst | missed | mised | missd |
| 2. baloon | balon | ballon | balloon |
| 3. pretty | perty | preddy | prety |
| 4. ledder | eter | leter | letter |
| 5. differunt | different | diferent | diffrent |
| 6. patturn | patern | pattern | pattren |
| 7. carry | cerry | karry | kerry |
| 8. ziper | zippir | zipper | zippre |

Word Meaning

Fill in the missing words.

added	balloon	carry	different	pattern
middle	missed	off	Mississippi	letter
pretty	spelling	still	willing	zipper

1. Did you study for the _____ test?
2. We sailed on the _____ River.
3. I bought a shiny red _____ for my little sister.
4. The _____ on her jacket broke.
5. Will you help me _____ this box into the house?
6. Who wrote you that _____?
7. I went to a _____ school last year.
8. Mother cut out the _____ for a new dress she is making.

My Spelling Dictation

Write the sentences. Circle the spelling words.

1. _____

2. _____

Word Study

Divide these words into syllables.

Remember the rules:

- If a word has double consonants in the middle, divide between them.
- If a word has an ending, divide between the base word and the ending.

1. balloon bal loon

7. zipper _____

2. spelling spell ing

8. willing _____

3. pretty _____

9. middle _____

4. letter _____

10. carry _____

5. added _____

11. missing _____

6. pattern _____

12. Mississippi _____

Fill in the missing double consonants to make spelling words.

1. spe_____ing

5. pa_____ern

2. o_____

6. mi_____ed

3. sti_____

7. di_____erent

4. mi_____le

8. Mi_____i_____i_____i

Building Spelling Skills

WEEK 8

Spelling List

This Week's Focus:

- Spell verbs that end with **-ing** or **-ed**
- Spell irregular past tense verbs

STEP 1 Read and Spell

STEP 2 Copy and Spell

STEP 3 Cover and Spell

1. swimming
2. swam
3. getting
4. coming
5. came
6. having
7. doing
8. ended
9. happened
10. happening
11. started
12. joked
13. received
14. smiled
15. smiling
16. _____
bonus word
17. _____
bonus word

fold

_____	_____
_____	_____
_____	_____
_____	_____
_____	_____
_____	_____
_____	_____
_____	_____
_____	_____
_____	_____
_____	_____
_____	_____
_____	_____
_____	_____
_____	_____
_____	_____
_____	_____

Circle the missing letters. Fill in the blanks.

1. swi~~mm~~ing m mm

2. ca_____e m mm

3. ge_____ing t tt

4. star_____ed t tt

5. en_____ed d dd

6. ha_____ened p pp

7. smi_____ed l ll

8. sti_____ l ll

9. swa_____ m mm

10. co_____ing m mm

11. jo_____ed k kk

12. recei_____ed v vv

Write the correct spelling of these words.

1. swiming _____

6. happend _____

2. geting _____

7. happining _____

3. comeng _____

8. jeket _____

4. haveng _____

9. smild _____

5. dooing _____

10. kame _____

Fill in the missing word. Use the correct ending.

1. Raul _____ piano lessons last week.
(start)

2. Have you _____ your birthday present yet?
(receive)

3. Why is she _____?
(smile)

Word Meaning

Fill in the correct form of the missing words.

1. We _____ in the river yesterday.
(swam, swimming)
2. They are going _____ today.
(swam, swimming)
3. What is _____ on that television program?
(happened, happening)
4. That is the same thing that _____ on the last show.
(happened, happening)
5. Who is _____ to the band concert?
(came, coming)
6. Many people _____ to hear us play last year.
(came, coming)
7. Karen _____ when she opened the front door.
(smiling, smiled)
8. Why was she _____?
(smiling, smiled)

My Spelling Dictation

Write the sentences. Circle the spelling words.

1. _____

2. _____

Word Study

Write the past tense of these words.
Use the spelling list.

1. joke _____

5. end _____

2. swim _____

6. smile _____

3. happen _____

7. receive _____

4. come _____

8. start _____

Add the ending **ing** to each base word.
What did you do to spell the word correctly?

1. swim ming

2. get _____

3. receive _____

4. come _____

5. have _____

6. do _____

7. smile _____

8. end _____

9. happen _____

10. start _____

11. joke _____

no change	double final consonant	drop e
	✓	

Spelling List

This Week's Focus:

- Spell words with long vowel sounds
- Add -ed to verbs

STEP 1

Read and Spell

1. way
2. these
3. niece
4. might
5. show
6. float
7. brain
8. mean
9. close
10. tried
11. cube
12. uniform
13. stayed
14. price
15. usually
16. _____
bonus word
17. _____
bonus word

fold

STEP 2

Copy and Spell

STEP 3

Cover and Spell

Visual Memory

Unscramble the words. Match them to the correct spelling.

- | | | | |
|----------|-------|-------------|---------|
| 1. yaw | close | 8. beuc | price |
| 2. thees | niece | 9. ripce | float |
| 3. neice | way | 10. mitgh | cube |
| 4. hows | these | 11. foalt | uniform |
| 5. anme | tried | 12. niarb | brain |
| 6. locse | mean | 13. formuni | stayed |
| 7. deirt | show | 14. edstay | might |

Circle the misspelled words.
Write them correctly on the lines.

1. My new band youniform is silver. _____
2. Cloze the door when you go out. _____
3. The boys mite go fishing next Saturday. _____
4. Put an ice kube in that glass. _____
5. Grandpa staid in bed until 8 o'clock. _____
6. The fox tryed to catch a rabbit. _____
7. Can you shoo me how to play this game? _____
8. Did you ever drink a root beer flote? _____

Word Meaning

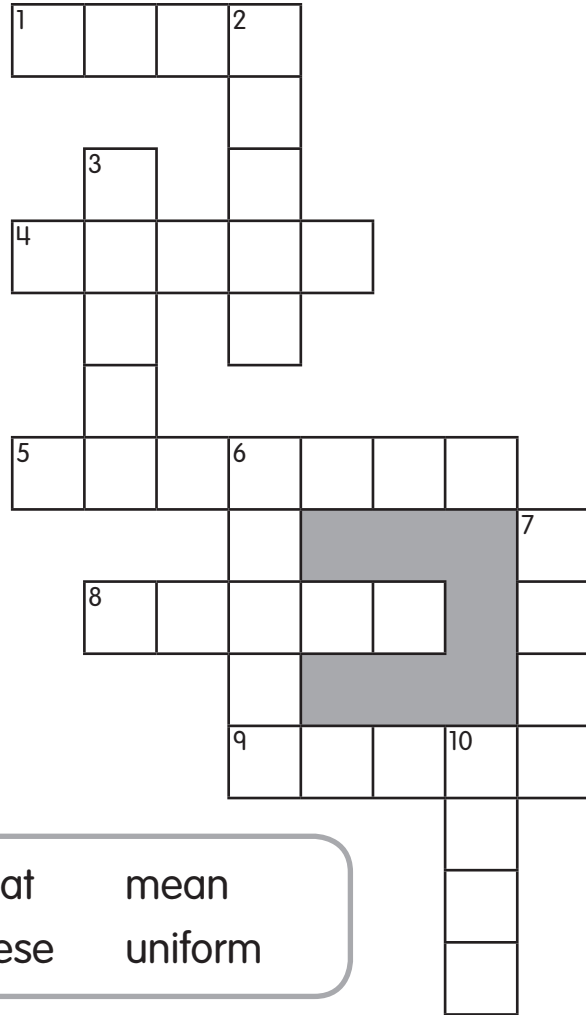
Complete the crossword puzzle.

Across

- 1. not kind
- 4. the cost
- 5. special clothing
- 8. to shut
- 9. this one and this one

Down

- 2. a girl relative
- 3. what you think with
- 6. the opposite of **sink**
- 7. a six-sided square
- 10. to remain



brain close cube float mean
niece price stay these uniform

My Spelling Dictation

Write the sentences. Circle the spelling words.

1. _____

2. _____

Word Study

Circle the letters that make the long vowel sound.
Write the long vowel sound you hear on the line.

- | | | |
|-----------------|----------------|-------------------|
| 1. way <u>a</u> | 6. brain _____ | 11. uniform _____ |
| 2. these _____ | 7. mean _____ | 12. stayed _____ |
| 3. niece _____ | 8. close _____ | 13. price _____ |
| 4. show _____ | 9. tried _____ | |
| 5. float _____ | 10. cube _____ | |

Add **ed** to the words. Write the words in the correct column.

no change

change **y** to **i**

- | | | |
|------------|---------------|-------|
| 1. stay | <u>stayed</u> | _____ |
| 2. try | _____ | _____ |
| 3. float | _____ | _____ |
| 4. show | _____ | _____ |
| 5. cry | _____ | _____ |
| 6. hurry | _____ | _____ |
| 7. plant | _____ | _____ |
| 8. worry | _____ | _____ |
| 9. play | _____ | _____ |
| 10. scurry | _____ | _____ |

This Week's Focus:

- Spell words with consonant digraphs **ch**, **sh**, **th**, and **wh**
- Identify the number of syllables in a word
- Recognize the /sh/ sound in **sure**

STEP 1 Read and Spell

1. children
2. search
3. teacher
4. reached
5. think
6. together
7. with
8. where
9. everywhere
10. short
11. push
12. finish
13. sure
14. who
15. whole
16. _____
bonus word
17. _____
bonus word

fold

STEP 2 Copy and Spell

STEP 3 Cover and Spell

Visual Memory

Circle all the words that are spelled correctly.

reacht	finush	search
teatcher	whol	where
children	with	chilren
whith	shure	who
think	push	serch
everywere	sure	teacher
whole	poosh	thinck

Circle the misspelled words.
Write them correctly on the lines.

1. Hoo ate that hole cake?

2. Can the childrun poosh the wagon?

3. We can go when you finnish the shurt story.

4. Where do you tink we should serch for it?

5. Will you and your teecher go there togepher?

Word Meaning

Answer the questions.

children	search	teacher	reached	think
together	with	where	short	push
everywhere	finish	sure	who	whole

1. Which ones are names for people?

2. Which word means “all places”?

3. What do you do when you use your brain?

4. Which word means “to complete something”?

5. Which word means “to look for something that is lost”?

6. What is the opposite of...?

part _____

long _____

apart _____

My Spelling Dictation

Write the sentences. Circle the spelling words.

1. _____

2. _____

Word Study

Fill in the missing letters to make spelling words.
Write **ch**, **th**, **wh**, or **sh**.

1. ____children

2. sear_____

3. _____ink

4. _____ole

5. _____ere

6. fini_____

7. toge_____er

8. pu_____

9. tea_____er

10. wi_____

11. _____ort

12. _____o

Read the words.

Circle the number of syllables you hear.

1. together 1 2 3 4

2. who 1 2 3 4

3. search 1 2 3 4

4. teacher 1 2 3 4

5. reached 1 2 3 4

6. think 1 2 3 4

7. with 1 2 3 4

8. everywhere 1 2 3 4

9. sure 1 2 3 4

10. children 1 2 3 4

11. whole 1 2 3 4

12. finish 1 2 3 4

13. push 1 2 3 4

14. where 1 2 3 4

15. short 1 2 3 4

Spelling List

This Week's Focus:

- Spell compound words
- Divide compound words into syllables

STEP 1 **Read and Spell**

1. into
2. today
3. without
4. something
5. become
6. upon
7. myself
8. everybody
9. everyone
10. maybe
11. outside
12. basketball
13. homework
14. skateboard
15. earthquake
16. _____
bonus word
17. _____
bonus word

fold

STEP 2 **Copy and Spell**

STEP 3 **Cover and Spell**

_____	_____
_____	_____
_____	_____
_____	_____
_____	_____
_____	_____
_____	_____
_____	_____
_____	_____
_____	_____
_____	_____
_____	_____
_____	_____
_____	_____
_____	_____
_____	_____
_____	_____
_____	_____
_____	_____

Visual Memory

Find the words hiding in this puzzle.

e v e r y b o d y e s s
v a n h o m e w o r k o
e r r t o d a y m a a m
r w i t h o u t y b t e
y o u i h e r o s e e t
o u t n o q u d e c b h
n e w t t u u y l o o i
e u p o n t o a f m a n
m a y b e m y s k e r g
o u t o u t s i d e d o
b a s k e t b a l l i n

become
basketball
earthquake
everybody
everyone
homework
into
maybe
myself
outside
skateboard
something
today
upon
without

Circle the 10 misspelled words.
Write them correctly on the lines.

Yesterday I finished my homework by misef. Then I went owtside and rode my skatbord to the park. Everbody was playing baskutball.

Evrywon was having fun when sumthing happened. The ground started to shake. It was an erthquak! When it stopped, we ran home wifout the basketball. Maybe it is still at the park.

Word Meaning

Fill in the missing words.

become	basketball	upon	into	everyone
homework	skateboard	maybe	myself	outside
something	earthquake	today	without	everybody

1. Maurice received a _____ for his birthday.
2. An _____ made cracks in the walls of our house.
3. Our teacher said, "There is no _____!"
4. _____ strange ran _____ the barn.
5. Once _____ a time, there was a dragon that couldn't fly.
6. Do you want to _____ a professional soccer player someday?
7. Can you wash the car _____ any help?
8. _____ is gone, so I am all by _____.

My Spelling Dictation

Write the sentences. Circle the spelling words.

1. _____

2. _____

Use the words in the word box to make compound words.

with	up	to	thing	quake
board	ball	day	every	body
come	side	my	may	home

1. basketball_____
2. be_____
3. earth_____
4. every_____
5. _____one
6. _____work
7. in_____
8. _____self
9. _____be
10. out_____
11. skate_____
12. some_____
13. to_____
14. _____on
15. _____out

Divide these words into syllables.

1. into
2. today
3. without
4. become
5. something
6. maybe
7. outside
8. homework
9. earthquake

Did you discover a new rule here about dividing words into syllables? Yes No

What is it? _____

Building Spelling Skills

WEEK
12

Spelling List

This Week's Focus:

- Spell words with the vowel sound in **small, straw, song, and bought**
- Spell words with the short **u** sound spelled **ough**
- Add the endings **-er** and **-est**

STEP

1

Read and Spell

STEP

2

Copy and Spell

STEP

3

Cover and Spell

1. awful
2. called
3. falling
4. mall
5. small
6. straw
7. drawing
8. strongest
9. longer
10. song
11. along
12. bought
13. brought
14. rough
15. tough
16. _____
bonus word
17. _____
bonus word

fold

Visual Memory

Unscramble the words. Write them on the lines.

falling	awful	called	mall	straw
small	drawing	strongest	longer	tough
song	along	bought	brought	rough

- | | | | |
|-----------|-------|---------------|-------|
| 1. awflu | _____ | 7. rouhg | _____ |
| 2. decall | _____ | 8. Inoger | _____ |
| 3. llam | _____ | 9. traws | _____ |
| 4. gons | _____ | 10. darwing | _____ |
| 5. malls | _____ | 11. srongtest | _____ |
| 6. olang | _____ | 12. flaling | _____ |

Circle the misspelled words. Write them correctly on the lines.

1. Adam made an ahful mistake.

2. Put the smal starw in the cold drink.

3. He made a drawn of the stronust man in the world.

4. Anna bawght it at the moll.

5. Will you sing a longar sogn next time?

Word Meaning

Answer the questions.

falling	awful	called	mall	straw
small	drawing	strongest	longer	tough
song	along	bought	brought	rough

1. Which word means “terrible”? _____
2. What could be used to make a bed for a farm animal? _____
3. What do you call a place with many shops all together? _____
4. Which word is a kind of picture? _____
5. What is the opposite of...?

sold _____

shorter _____

large _____

weakest _____

6. What does **straw** mean in this sentence? Circle your answer.
I used a plastic straw to drink my milk.
a. dried hay b. thin, hollow tube c. material for making popcorn

My Spelling Dictation

Write the sentences. Circle the spelling words.

1. _____

2. _____

Word Study

Underline the words with the sound of **a** in **all**.
Circle the letters that make the sound.

awful

called

tough

mall

song

along

rough

bought

straw

strongest

falling

brought

small

drawing

longer

Add **er** or **est** to make a comparison.

er

est

1. strong

2. long

3. small

4. rough

5. tough

6. That wrestler is the _____ man I've ever seen.
(strong)

7. Is a rabbit _____ than a cat?
(small)

8. Mrs. Martin has the _____ bath towels I've ever felt.
(rough)

9. Billy thinks he is the _____ kid on our block.
(tough)

10. The yellow bus is _____ than our truck.
(long)

Spelling List

This Week's Focus:

- Spell words with the long e and long i sounds spelled y
- Spell the plural forms of words by adding s, es, or ies
- Spell the past tense of words by changing y to i and adding ed

STEP 1 **Read and Spell**

1. lady
2. ladies
3. surprise
4. surprises
5. toys
6. shoes
7. shy
8. cry
9. cried
10. study
11. studied
12. story
13. only
14. finally
15. family

16. _____
bonus word

17. _____
bonus word

STEP 2 **Copy and Spell**

STEP 3 **Cover and Spell**

fold

_____	_____
_____	_____
_____	_____
_____	_____
_____	_____
_____	_____
_____	_____
_____	_____
_____	_____
_____	_____
_____	_____
_____	_____
_____	_____
_____	_____
_____	_____
_____	_____
_____	_____
_____	_____

Visual Memory

Fill in the missing syllable to make spelling words.

1. la~~dy~~_____

2. _____ily

3. on_____

4. _____prises

5. _____dies

6. stud_____

7. fi_____ly

8. _____y

9. _____ied

10. sur_____

Circle the misspelled words.
Write them correctly on the lines.

1. The children gave Mother a big suprise.

2. Put on your shoos before you go outside.

3. The baby cryed for his bottle.

4. Do you have a big famuly?

5. Two ladys sang a song.

6. Did you enjoy the storie?

7. The game was finelly over.

8. Have you studied for the math test?

Word Meaning

Fill in the missing words.

1. What _____ was in that large box?
(surprise, surprises)
2. Both _____ bought new hats.
(lady, ladies)
3. Did he _____ clean his bedroom?
(finally, family)
4. She wants to _____ the violin.
(study, studied)
5. My grandfather is full of funny _____ that make me laugh.
(surprise, surprises)
6. I _____ for a long time when my best friend moved away.
(cry, cried)

My Spelling Dictation

Write the sentences. Circle the spelling words.

1. _____

2. _____

Word Study

Write the words in the correct boxes.

cry only story my study fly
lady why family funny shy try

y says i	y says e
cry	

Write the plural forms. Mark how you changed each word.

- lady ladies
- toy _____
- story _____
- shoe _____
- family _____
- rocket _____
- niece _____

add s	drop e, add es	change y to i and add es
		✓

Building Spelling Skills

WEEK 14

Spelling List

This Week's Focus:

- Spell words with the vowel sounds in **push** and **do**

STEP 1 Read and Spell

1. looked

2. good

3. brook

4. football

5. cookie

6. stood

7. full

8. put

9. food

10. school

11. truth

12. room

13. true

14. chew

15. due

16. _____
bonus word

17. _____
bonus word

fold

STEP 2 Copy and Spell

STEP 3 Cover and Spell

Visual Memory

Find the words hiding in the puzzle.

f g t r u t h c h f
l o o k e d r o c u
f o o d o o k o o l
t d p t c h e w o l
r u u u b r o o k m
u e s p t a t h i h
e s c h o o l x e e
n o s t o o d l m w

brook looked
chew put
cookie room
due school
food stood
football true
full truth
good

Circle the misspelled words.
Write them correctly on the lines.

1. loked

6. fud

11. truth

2. good

7. full

12. doo

3. brook

8. poot

13. chu

4. futbal

9. stood

14. true

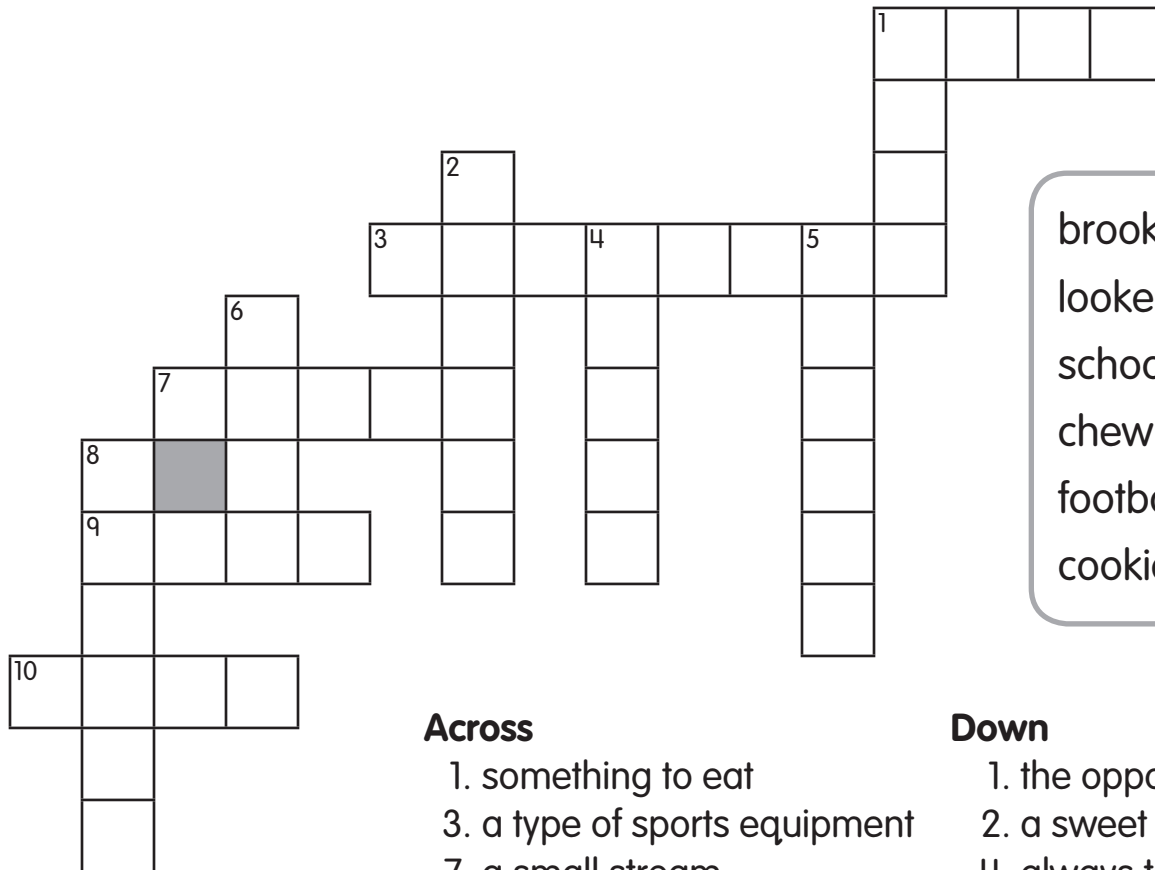
5. cookee

10. schol

15. ruum

Word Meaning

Complete the crossword puzzle.



- brook
- looked
- school
- chew
- football
- cookie
- food
- full
- true
- truth
- good

Across

- 1. something to eat
- 3. a type of sports equipment
- 7. a small stream
- 9. to crush with your teeth
- 10. the opposite of **bad**

Down

- 1. the opposite of **empty**
- 2. a sweet treat
- 4. always tell the _____
- 5. used your eyes to see
- 6. not a lie
- 8. where you go to learn

My Spelling Dictation

Write the sentences. Circle the spelling words.

1. _____

2. _____

Word Study

Write the words in the correct boxes.

looked	good	truth	put	stood
food	brook	room	true	full
football	school	cookie	chew	due

sound of u in push	sound of o in do
looked	

Use the spelling list to find words that are the opposite.

1. empty _____

4. remove _____

2. awful _____

5. lie _____

3. sat _____

6. false _____

Building Spelling Skills

WEEK 15

Spelling List

This Week's Focus:

- Spell words with **oy** and **oi**
- Spell words with the initial digraph **ch**
- Add the endings **-s**, **-es**, **-ed**, and **-ing**

STEP 1 Read and Spell

1. pointing
2. oily
3. boy
4. voice
5. oyster
6. voyage
7. loyal
8. joined
9. coin
10. choice
11. poison
12. destroy
13. enjoy
14. choose
15. chocolate

16. _____
bonus word

17. _____
bonus word

fold

STEP 2 Copy and Spell

STEP 3 Cover and Spell

Unscramble the words. Match them to the correct spelling.

- | | | | |
|-----------|--------|---------------|-----------|
| 1. yoil | voice | 8. ocin | coin |
| 2. cevoi | oily | 9. ingpoint | joined |
| 3. soyter | boy | 10. cocholate | choice |
| 4. joyen | voyage | 11. edjoin | chocolate |
| 5. yob | oyster | 12. oichce | pointing |
| 6. agevoy | loyal | 13. sonpoi | destroy |
| 7. loyla | enjoy | 14. troydes | poison |

Circle the misspelled words. Write them correctly on the lines.

1. My choyse is chocklate.

2. Did you injoy your voyege?

3. He will distroy the weeds without using poisen.

4. The little doy is pointing at an oister.

5. Which coyn did he chose?

Word Meaning

Fill in the missing words.

1. We ate _____ on our sea _____.
(coins, oysters) (poison, voyage)
2. _____ cake is always Paul's _____.
(Oyster, Chocolate) (choose, choice)
3. Did that _____ _____ his toy truck?
(joined, boy) (destroy, loyal)
4. Why are you _____ at that gold _____?
(pointing, oily) (joined, coin)
5. Don't use a loud _____ while the baby is taking a nap.
(choice, voice)
6. Lock the box of insect _____ in a cupboard.
(chocolate, poison)

My Spelling Dictation

Write the sentences. Circle the spelling words.

1. _____

2. _____

Word Study

Fill in the missing sounds. Write oi or oy.

- | | | | |
|--------------|--------------|----------------|---------------|
| 1. b_____ | 4. _____ster | 7. p_____son | 10. c_____n |
| 2. _____ly | 5. v_____ce | 8. p_____nting | 11. enj_____ |
| 3. ch_____ce | 6. l_____al | 9. destr_____ | 12. j_____ned |
-

Add endings to change the verbs.

s or es

ed

ing

- | | | | |
|-----------|---------------------------|-------|-------|
| 1. point | _____ points _____ | _____ | _____ |
| 2. join | _____ | _____ | _____ |
| 3. smile | _____ | _____ | _____ |
| 4. finish | _____ | _____ | _____ |
-

Add the correct endings to the verbs.

- Norman was _____ at the funny television show.
(smile)
- The short hand on a clock always _____ to the hour.
(point)
- Betty always _____ her work before she plays.
(finish)
- Carlos is _____ the Boy Scouts.
(join)

This Week's Focus:

- Spell contractions
- Recognize homophones it's and its

STEP 1 Read and Spell

STEP 2 Copy and Spell

STEP 3 Cover and Spell

fold

1. don't
2. didn't
3. I'll
4. I'm
5. it's
6. let's
7. you're
8. we're
9. doesn't
10. o'clock
11. won't
12. wouldn't
13. its
14. can't
15. that's
16. _____
bonus word
17. _____
bonus word

Visual Memory

A contraction is a word formed from two words by leaving out some letters. An apostrophe is used to replace the letters.

Write the apostrophe in the correct place in these contractions.

1. don't

6. can't

11. o'clock

2. didn't

7. let's

12. won't

3. I'll

8. you're

13. I'm

4. that's

9. were

14. wouldn't

5. it's

10. doesn't

Circle the misspelled words.
Write them correctly on the lines.

1. They din't like the scary movie.

2. Did you know were moving when school is out?

3. Why duzn't the clock work?

4. Your going to Disneyland next week!

5. Tat's Cindy's pet hamster.

6. Its too hot to play outside today.

7. Let's ask why they kan't come over.

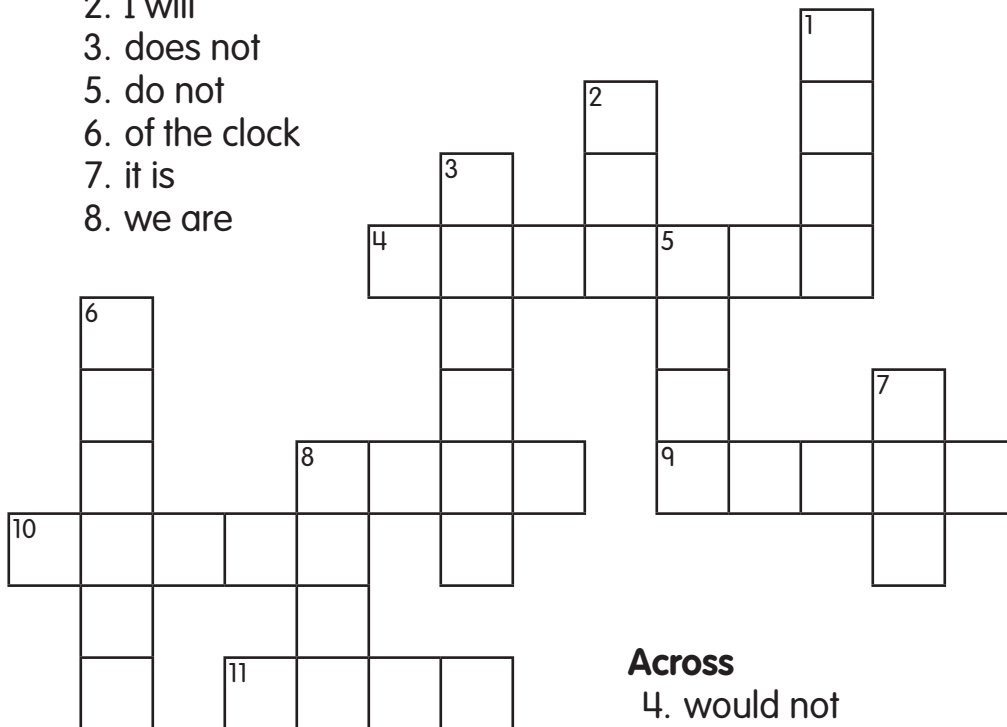
8. A'll bring my football to the game.

Word Meaning

Write the contractions to complete the crossword puzzle.
Don't forget to include the apostrophe.

Down

- 1. cannot
- 2. I will
- 3. does not
- 5. do not
- 6. of the clock
- 7. it is
- 8. we are



Across

- 4. would not
- 8. will not
- 9. that is
- 10. you are
- 11. let us

My Spelling Dictation

Write the sentences. Circle the spelling words.

1. _____

2. _____

Answer the questions.

1. What is the long form of these words?

won't _____ don't _____

2. Which spelling means "belonging to it"?

its it's

3. Which spelling means "I will"?

Ill I'll

What letter or letters are removed to make the contraction?

contractions

missing letters

1. do not

don't

o

2. we are

3. they are

4. it is

5. would not

6. cannot

7. I am

8. that is

9. does not

10. did not

11. I will

12. let us

Building WEEK
Spelling
Skills **17**

Spelling List

This Week's Focus:

- Spell words with the vowel digraphs **ow** and **ou**

STEP 1 Read and Spell

STEP 2 Copy and Spell

STEP 3 Cover and Spell

1. follow
2. below
3. own
4. grown
5. town
6. ground
7. around
8. found
9. about
10. house
11. group
12. would
13. should
14. country
15. cousin

16. _____
bonus word

17. _____
bonus word

fold

_____	_____
_____	_____
_____	_____
_____	_____
_____	_____
_____	_____
_____	_____
_____	_____
_____	_____
_____	_____
_____	_____
_____	_____
_____	_____
_____	_____
_____	_____
_____	_____
_____	_____
_____	_____
_____	_____
_____	_____
_____	_____
_____	_____
_____	_____

Visual Memory

Fill in the missing letters. Write **ou** or **ow**.

1. t_____n

6. c_____sin

11. ar_____nd

2. h_____se

7. ab_____t

12. gr_____n

3. gr_____p

8. _____n

13. c_____ntry

4. f_____nd

9. bel_____

14. sh_____ld

5. foll_____

10. w_____ld

15. gr_____nd

Circle the 9 misspelled words in the paragraph.
Write them correctly on the lines.

My kussin went on a hike with a grup of children from toun.
They fallowed a path bello a small hill. They walked arownd
a grove of trees and saw a herd of cows resting on the groun.
Then it was time for everyone to go to my cuzin's howse for lunch.

Word Meaning

Fill in the missing words.

1. The prairie dog _____ is under the _____.
(below, town) (country, ground)
2. My _____ lives in a _____ across the ocean.
(cousin, group) (country, around)
3. A large _____ of visitors stayed at our _____.
(own, group) (house, cousin)
4. The farmer's corn crop _____ be _____ by now.
(around, should) (own, grown)
5. Kelly looked all _____ trying to find her lost shoe.
(around, ground)
6. Do you have your _____ computer at home?
(town, own)

My Spelling Dictation

Write the sentences. Circle the spelling words.

1. _____

2. _____

Word Study

Listen for the vowel sounds.
Write the words in the correct boxes.

- | | | | | |
|-------|---------|--------|--------|--------|
| grown | group | ground | about | below |
| town | follow | would | own | should |
| found | country | around | cousin | house |

sound of o in go	sound of ow in cow	sound of oo in too	sound of u in up	sound of u in put

Use words from the spelling list to make rhyming words.

1. shout _____

2. mouse _____

3. dozen _____

4. soup _____

5. could _____

6. show _____

7. ground _____

8. bone _____

Building Spelling Skills

WEEK 18

Spelling List

This Week's Focus:

- Review words with long vowel sounds
- Identify long vowels in open syllables

STEP 1

Read and Spell

STEP 2

Copy and Spell

STEP 3

Cover and Spell

fold

1. April
2. babies
3. over
4. hello
5. even
6. we
7. silent
8. tiny
9. menu
10. future
11. dear
12. raise
13. white
14. used
15. those
16. _____
bonus word
17. _____
bonus word

_____	_____
_____	_____
_____	_____
_____	_____
_____	_____
_____	_____
_____	_____
_____	_____
_____	_____
_____	_____
_____	_____
_____	_____
_____	_____
_____	_____
_____	_____
_____	_____
_____	_____

Visual Memory

Match the parts to make words.

Write the words correctly on the lines.

- | | | |
|--------|------|-----------------|
| 1. A | ver | 1. <u>April</u> |
| 2. e | pril | 2. _____ |
| 3. ba | ny | 3. _____ |
| 4. si | u | 4. _____ |
| 5. o | bies | 5. _____ |
| 6. ti | ven | 6. _____ |
| 7. men | lent | 7. _____ |
| 8. fu | ture | 8. _____ |

Circle the misspelled words.

Write the words correctly on the lines.

1. My grandmother says all babys are deer.

2. Mr. Martin is going to raize tiney roses in his garden.

3. It was sylent in the cave until someone yelled, "Heloo!"

4. Last Aprul we painted our fence whyte.

5. The teacher yousd thoze books in her class.

Word Meaning

Answer the questions.

April	babies	over	hello	even
we	silent	tiny	menu	future
dear	raise	white	used	those

1. What do you use to choose a meal at a restaurant? _____
2. Which word means...?
 - time that hasn't happened yet _____
 - above something _____
 - not new _____
 - a greeting _____
 - no sound _____
3. How do you change the word **baby** to make it mean "more than one baby"? _____
4. What month comes after March? _____

My Spelling Dictation

Write the sentences. Circle the spelling words.

1. _____

2. _____

Word Study

Read the words. Listen for a long vowel sound.
Write the words in the correct boxes.

April	raised	used	over	babies
tiny	menu	those	silent	hello
we	white	future	even	

long a	long o	long e	long i	long u

An open syllable has a vowel at the end. The vowel is usually long.

Divide these words into syllables.

Circle the open syllable or syllables in each word.

- | | | | |
|-----------|-------------------------------------|------------|-------------------------------------|
| 1. April | <u> A </u> <u> pril </u> | 6. lady | <u> </u> <u> </u> |
| 2. babies | <u> </u> <u> </u> | 7. silent | <u> </u> <u> </u> |
| 3. over | <u> </u> <u> </u> | 8. tiny | <u> </u> <u> </u> |
| 4. hello | <u> </u> <u> </u> | 9. menu | <u> </u> <u> </u> |
| 5. even | <u> </u> <u> </u> | 10. future | <u> </u> <u> </u> |

Bonus: vacation

Visual Memory

Find the words hiding in this puzzle.

a g a i n c h a n g e p
l a i d p r o n i o x r
o o s v o u t t c c f o
w m o n e y h r e a d b
e e m g q n e b y n o l
r h e e t i r e d t e e
a g d i s a g r e e s m

again nice
change of
disagree other
does problem
given read
laid some
lower tired
money

Circle the 12 misspelled words.
Write them correctly on the lines.

Jack had a prblum yesterday. He wanted to red a good book, so he went to a nyce bookstore. Jack picke out a book and handed his muney to the clerk.

Jack said to the clerk, "This is not the write chanje."

The clerk counted the monny agin. Jack was rite. The clerk gave him some more mony, and Jack went home to reed his book.

_____	_____	_____
_____	_____	_____
_____	_____	_____
_____	_____	_____

Word Meaning

Fill in the missing words.

again	change	disagree	does	given
laid	lower	money	nice	of
other	problem	read	some	tired

1. _____ Arthur have enough _____ to buy a ticket?
2. Did the _____ lady help you solve your _____?
3. I _____ with what I just _____ in the newspaper.
4. My hen _____ some _____ her eggs in the weeds behind the chicken coop.
5. Harry was _____ five dollars for cutting Mrs. Murphy's lawn.
6. Would you like to have _____ of my chocolate bar?

My Spelling Dictation

Write the sentences. Circle the spelling words.

1. _____

2. _____

Word Study

Underline the words that have the schwa sound.
Circle the letters that make the sound.

about

lesson

1. disagree

6. tired

11. problem

2. again

7. given

12. used

3. lower

8. nice

13. silent

4. laid

9. read

14. those

5. change

10. raise

15. tiny

Fill in the blank with a rhyming spelling word.

other

money

read

laid

change

nice

tired

some

1. arrange _____

5. bread _____

2. fired _____

6. twice _____

3. honey _____

7. brother _____

4. paid _____

8. drum _____

Spelling List

This Week's Focus:

- Spell words with the variant sounds of **g** and **c**

STEP
1 **Read and Spell**

STEP
2 **Copy and Spell**

STEP
3 **Cover and Spell**

1. city
2. cereal
3. face
4. could
5. guess
6. huge
7. age
8. danger
9. goose
10. gone
11. coast
12. clean
13. guard
14. giant
15. carton

fold

16. _____
bonus word

17. _____
bonus word

_____	_____
_____	_____
_____	_____
_____	_____
_____	_____
_____	_____
_____	_____
_____	_____
_____	_____
_____	_____
_____	_____
_____	_____
_____	_____
_____	_____
_____	_____
_____	_____
_____	_____
_____	_____

Visual Memory

Find the words hiding in this puzzle.

c e r e a l a g e d o
g i g u a r d o m a c
u o t c a r t o n n o
e x n y c e r s h g u
s s e e f a c e u e l
s a n g i a n t g r d
c o a s t q c l e a n

age face
carton giant
cereal gone
city goose
clean guard
coast guess
could huge
danger

Circle the misspelled words.
Write them correctly on the lines.

1. age

6. koast

11. gawn

2. cartun

7. could

12. goose

3. sereal

8. danjer

13. gard

4. citee

9. fase

14. guess

5. clean

10. giant

15. huje

Word Meaning

Fill in the missing words.

coast

city

age

guess

danger

clean

guard

giant

1. The movie star had a _____ to protect her.
2. Have you ever been to New York _____?
3. The warning sign read “_____! Falling rocks.”
4. The magician could _____ a person’s _____.
5. Did you help _____ up the beach on Saturday?
6. Why does she always buy _____-sized packages of everything?
7. I can see sailboats off the _____.

My Spelling Dictation

Write the sentences. Circle the spelling words.

1. _____

2. _____

Word Study

The letters **c** and **g** make a hard and a soft sound.

Read each word and listen to the sound of the bolded letter.

Write it in the correct box.

a ge	g iant	c lean	c oast	f ace
c arton	g one	g uess	c ould	g oose
c ereal	c ity	h uge	d anger	g uard

c		g	
hard /k/	soft /s/	hard /g/	soft /j/

Fill in the blanks with spelling words that mean the opposite.

1. country _____

3. safety _____

2. tiny _____

4. dirty _____

Fill in the missing spelling words and their opposites.

1. When faced with _____, he ran for _____.

2. The _____ goat hid from the _____ wolf.

3. He was _____ in class this morning, but is _____ now.

Building Spelling Skills

WEEK 21

Spelling List

This Week's Focus:

- Spell r-controlled words with **or**, **er**, **ir**, **ur**, and **ear**

STEP 1 Read and Spell

STEP 2 Copy and Spell

STEP 3 Cover and Spell

1. word
2. work
3. world
4. were
5. first
6. girl
7. turned
8. learn
9. bird
10. fire
11. here
12. nurse
13. jury
14. stirred
15. wear

16. _____
bonus word

17. _____
bonus word

fold

_____	_____
_____	_____
_____	_____
_____	_____
_____	_____
_____	_____
_____	_____
_____	_____
_____	_____
_____	_____
_____	_____
_____	_____
_____	_____
_____	_____
_____	_____
_____	_____
_____	_____
_____	_____
_____	_____
_____	_____

Unscramble the words. Write them on the lines.

word	were	turned	fire	jury
work	first	learn	here	stirred
world	girl	bird	nurse	wear

- | | | |
|----------------|----------------|-------------------|
| 1. rowk _____ | 6. weer _____ | 11. frist _____ |
| 2. drow _____ | 7. nuser _____ | 12. raew _____ |
| 3. gril _____ | 8. brid _____ | 13. ternud _____ |
| 4. laern _____ | 9. rowld _____ | 14. sterrid _____ |
| 5. fier _____ | 10. yurj _____ | 15. reeh _____ |

Circle the 9 misspelled words.
Write them correctly on the lines.

Raul was on his way to wurk when he tirmed a corner and saw a house on frie. Ferst, he called 911. Then, he looked around the house.

Raul herd a gril calling for help. He helped her crawl out a window.

At the hospital, a nurse took good care of the gerl. The child said, "I want to lurn how to be a nurs when I grow up."

_____	_____	_____
_____	_____	_____
_____	_____	_____

Word Meaning

Answer the questions.

word	work	world	were	first
girl	turned	learn	bird	fire
here	nurse	jury	stirred	wear

1. Who helps sick and injured people? _____
2. Which spelling word means...?
the earth _____
flames _____
mixed it up _____
3. What do you call letters put together to represent something? _____
4. Who decides if a person is innocent or guilty of a crime? _____
5. Which spelling word is the opposite of ...?
last _____ boy _____
play _____ there _____

My Spelling Dictation

Write the sentences. Circle the spelling words.

1. _____

2. _____

Circle the letters that make the /er/ sound in these words.

- | | | | |
|----------|-----------|---------|-----------|
| 1. first | 3. turned | 5. word | 7. faster |
| 2. learn | 4. girl | 6. were | 8. work |

Fill in the missing letters to make spelling words. Write er, ir, ur, ear, or or.

- | | | | |
|-------------|-------------|---------------|---------------|
| 1. n_____se | 3. w_____e | 5. l_____n | 7. w_____d |
| 2. b_____d | 4. w_____ld | 6. quick_____ | 8. st_____red |

Write the spelling word that rhymes with each of these words.

word	work	world	were	first
girl	learn	fire	wear	nurse

- | | | |
|----------------|----------------|----------------|
| 1. care _____ | 4. burst _____ | 7. bird _____ |
| 2. fur _____ | 5. curl _____ | 8. liar _____ |
| 3. clerk _____ | 6. fern _____ | 9. purse _____ |

Fill in the missing spelling words.

- What are you going to _____ to the party?
- Where _____ the boys going in such a hurry?
- My dad has to _____ in the garden this Saturday.
- Her mother is a _____ in Dr. Chan's office.

Spelling List

This Week's Focus:

- Spell r-controlled words with **ar**, **are**, **or**, and **ore**

STEP
1

Read and Spell

STEP
2

Copy and Spell

STEP
3

Cover and Spell

1. aren't
2. partner
3. hard
4. chart
5. farm
6. start
7. large
8. more
9. before
10. horse
11. north
12. morning
13. care
14. stare
15. warning
16. _____
bonus word
17. _____
bonus word

fold

_____	_____
_____	_____
_____	_____
_____	_____
_____	_____
_____	_____
_____	_____
_____	_____
_____	_____
_____	_____
_____	_____
_____	_____
_____	_____
_____	_____
_____	_____
_____	_____
_____	_____
_____	_____
_____	_____

Visual Memory

Match the parts to make a spelling word.
Write the complete word on the line.

- | | | |
|---------|------|----------------|
| 1. far | th | 1. <u>farm</u> |
| 2. lar | n't | 2. _____ |
| 3. nor | m | 3. _____ |
| 4. are | re | 4. _____ |
| 5. sta | ge | 5. _____ |
| 6. warn | fore | 6. _____ |
| 7. be | ner | 7. _____ |
| 8. part | ing | 8. _____ |

Circle the misspelled words.
Write them correctly on the lines.

- | | | |
|-----------|------------|-------------|
| 1. arent | 6. narth | 11. hourse |
| 2. care | 7. stayr | 12. partnur |
| 3. mor | 8. morning | 13. hard |
| 4. charte | 9. befor | 14. warning |
| 5. farm | 10. start | 15. larje |

Word Meaning

Fill in the missing words.

1. His _____ rode off _____ daybreak.
(partner, start) (horse, before)
2. Is it hard work to run a _____ _____?
(care, large) (more, farm)
3. We must _____ on our trip early in the _____.
(start, warning) (before, morning)
4. Read the _____ on the _____ before you dive in.
(morning, warning) (start, chart)
5. It isn't polite to _____ at people.
(care, stare)
6. The explorer had a _____ trip going by dog sled.
(north, hard)

My Spelling Dictation

Write the sentences. Circle the spelling words.

1. _____

2. _____

Word Study

Fill in the missing letters to make a spelling word.

Write **ar**, **or**, **are**, or **ore**.

1. p_ **ar** _tner

6. _____en't

11. m_____e

2. n_____th

7. bef_____

12. ch_____t

3. m_____ning

8. w_____ning

13. st_____t

4. c_____

9. st_____

14. h_____se

5. h_____d

10. l_____ge

15. f_____m

Write the opposite of each word from your spelling list.

1. easy _____

5. south _____

2. tiny _____

6. evening _____

3. less _____

7. finish _____

4. after _____

Fill in the missing spelling words and their opposites.

1. The _____ giant and the _____ elf were friends.

2. I take a walk in the _____ and again in the _____.

3. Migrating birds fly _____ in the fall and _____ in the spring.

4. I do my homework _____ dinner, and then I play _____ dinner.

Spelling List

This Week's Focus:

- Spell words with the vowel sounds in **to**, **top**, **wall**, and **up**
- Recognize homophones **threw** and **through**
- Spell words with suffixes **-less** and **-ful**

STEP 1 Read and Spell

1. threw
2. through
3. thoughtless
4. caught
5. fault
6. taught
7. because
8. one
9. once
10. water
11. watch
12. wanted
13. wonder
14. wonderful
15. walk
16. _____
 bonus word
17. _____
 bonus word

fold

STEP 2 Copy and Spell

STEP 3 Cover and Spell

Visual Memory

Find the words hiding in this puzzle.

w a n t e d e d b e c
t h o u g h t l e s s
h r t a u g h t c w o
r e w a t e r o a o n
e w a a n d o o u n c
w f a u l t u n s d e
w a t c h k g w e e t
o n c a u g h t x r e
n w o n d e r f u l d

because through
caught walk
fault wanted
once watch
one water
taught wonder
thoughtless wonderful
threw

Circle the misspelled words.
Write them correctly on the lines.

1. wundir

6. tawght

11. wanted

2. caught

7. thoughtless

12. throo

3. walk

8. watur

13. wach

4. wunce

9. through

14. onederful

5. becuz

10. fawlt

15. one

Word Meaning

Answer the questions.

threw	walk	one	through	wonderful
once	water	wonder	watch	thoughtless
caught	wanted	because	fault	taught

1. Which spelling words rhyme with ...?

bought _____

new _____

2. What does **watch** mean in this sentence? Circle your answer.

You must watch your step when you climb a ladder.

- a. be careful b. something that tells time c. standing guard

3. Which word means “only one time”? _____

4. What is the past tense of ...?

catch _____ teach _____

throw _____ want _____

My Spelling Dictation

Write the sentences. Circle the spelling words.

1. _____

2. _____

Word Study

Read the words. Listen for the vowel sounds.
Write each word in the correct box.

wanted

water

through

walk

threw

because

watch

taught

thought

caught

fault

sound of a in wall	sound of oo in too

Add the correct suffix to the words.

-less means “without”

-ful means “filled with”

1. Morris had a _____ surprise.
(wonder)

2. It was _____ of you to be late for the party.
(thought)

3. The _____ man helped fix the flat tire.
(thought)

4. I always feel _____ on my birthday.
(joy)

5. A newborn kitten is _____.
(help)

6. Will you be _____ and clean up that mess?
(help)

Spelling List

This Week's Focus:

- Spell words that end with **or**, **ar**, and **er**
- Spell words with the final long **e** sound spelled **y**

STEP 1 **Read and Spell**

STEP 2 **Copy and Spell**

STEP 3 **Cover and Spell**

1. color
2. odor
3. farmer
4. calendar
5. dollar
6. party
7. liar
8. after
9. number
10. better
11. doctor
12. weather
13. every
14. forty
15. sugar
16. _____
bonus word
17. _____
bonus word

fold

Visual Memory

Match the parts. Write the words on the lines.

- | | | |
|-----------|-----|-----------------|
| 1. co | y | 1. <u>color</u> |
| 2. calen | ber | 2. _____ |
| 3. part | lor | 3. _____ |
| 4. ev | dar | 4. _____ |
| 5. num | ery | 5. _____ |
| 6. o | gar | 6. _____ |
| 7. doc | dor | 7. _____ |
| 8. for | tor | 8. _____ |
| 9. su | ty | 9. _____ |
| 10. weath | ter | 10. _____ |
| 11. bet | er | 11. _____ |

Circle the misspelled words. Write them correctly on the lines.

1. The calender cost one doller.

2. Dad had a big partie when he turned fourty.

3. You had bettir see the doctur about that bad cold.

4. What nummer comes after nine?

5. Evry flower in the garden has a sweet oder.

Word Meaning

Answer these questions.

color	odor	farmer	dollar	calendar
party	liar	after	number	better
doctor	weather	every	sugar	forty

1. Which letters make the /er/ sound in these words?

liar _____ after _____ odor _____

2. What do you call someone who helps sick people? _____

3. What do you call someone who is not truthful? _____

4. Which spelling word has the /sh/ sound in **she**? _____

5. Which spelling word means “all”? _____

6. What is the opposite of...?

before _____ worse _____

My Spelling Dictation

Write the sentences. Circle the spelling words.

1. _____

2. _____

Word Study

Underline all the words that have the /er/ sound in her.
Circle the letters that make the /er/ sound.

color

every

better

odor

calendar

sugar

party

watch

dollar

march

number

liar

weather

after

farmer

Divide the words into syllables.

1. color col or

7. party _____

2. calendar _____

8. liar _____

3. better _____

9. weather _____

4. dollar _____

10. odor _____

5. farmer _____

11. after _____

6. number _____

12. sugar _____

Building Spelling Skills

WEEK
25

Spelling List

This Week's Focus:

- Spell words with the /f/ sound spelled **ph**, **gh**, and **f**
- Spell words with the base word **happy**
- Spell words with the suffixes **-ly** and **-ness**

STEP
1

Read and Spell

1. phone
2. photograph
3. orphan
4. alphabet
5. graph
6. nephew
7. enough
8. father
9. half
10. Friday
11. cough
12. unhappy
13. happier
14. happily
15. happiness
16. _____
bonus word
17. _____
bonus word

fold

STEP
2

Copy and Spell

STEP
3

Cover and Spell

Visual Memory

Match the parts to make a spelling word.
Write the complete word on the line.

- | | | | |
|---------|-------|----------|----------|
| 1. Fri | phan | 1. _____ | |
| 2. fa | ew | 2. _____ | |
| 3. or | day | 3. _____ | |
| 4. neph | nough | 4. _____ | |
| 5. e | ther | 5. _____ | |
| 6. pho | hap | py | 6. _____ |
| 7. al | to | bet | 7. _____ |
| 8. un | pha | graph | 8. _____ |

Circle the misspelled words.
Write them correctly on the lines.

- | | | |
|------------|--------------|---------------|
| 1. fone | 5. fotograph | 9. orfan |
| 2. haf | 6. fadder | 10. happiness |
| 3. alfabet | 7. nefew | 11. enuf |
| 4. cough | 8. graph | 12. Fritay |

Word Meaning

Answer the questions.

phone	orphan	nephew	happiness	cough
alphabet	graph	enough	Friday	photograph
father	half	unhappy	happier	happily

1. What do you call a picture taken with a camera? _____
2. What is the word for a child with no parents? _____
3. What is a name for all the letters from **a** to **z**? _____
4. Which spelling word means “all that is needed”? _____
5. What do you do when you have a bad cold? _____
6. Which spelling words are names for family members?

My Spelling Dictation

Write the sentences. Circle the spelling words.

1. _____

2. _____

Word Study

Sometimes the digraph **ph** and **gh** stand for the /f/ sound. Fill in the missing letters. Write **f**, **ph**, or **gh**.

1. phone

5. ____riday

9. al____abet

2. enou____

6. ne____ew

10. ____otogra____

3. or____an

7. hal____

4. ____ather

8. gra____

Fill in the missing letters to complete the spelling word.

1. Grandmother has an old ph_____ of her mother.

2. The first-grade teacher wrote the _____ph_____ on the chalkboard.

3. I ate _____f of the chicken on F_____.

A suffix is something you add to the end of words to change the meaning. Change these words by adding a suffix.

ly means “in this way”

ness means “the state of being”

1. She climbed _____ and _____ up the ladder.
(slow) (careful)

2. The explorers were surrounded by _____ inside the cave.
(dark)

3. Red Riding Hood skipped along _____ to Grandma’s house.
(happy)

4. His _____ filled my heart with _____.
(kind) (happy)

Spelling List

This Week's Focus:

- Spell words with silent letters
- Spell words with the prefixes **un-** and **re-**

STEP 1 Read and Spell

1. ghost
2. neighbor
3. high
4. knew
5. knot
6. unknown
7. rewrap
8. wrong
9. written
10. wrapper
11. unwrap
12. climb
13. limb
14. gnaw
15. gnat

16. _____
bonus word

17. _____
bonus word

STEP 2 Copy and Spell

STEP 3 Cover and Spell

fold

_____	_____
_____	_____
_____	_____
_____	_____
_____	_____
_____	_____
_____	_____
_____	_____
_____	_____
_____	_____
_____	_____
_____	_____
_____	_____
_____	_____
_____	_____
_____	_____
_____	_____
_____	_____
_____	_____
_____	_____
_____	_____

Visual Memory

Find the words hiding in this puzzle.

g h o s t k n e w z
n e i g h b o r r w
k x g g i r l e i r
n w n n h k i w t a
o r o a a g m r t p
t o t t s w b a e p
u n k n o w n p n e
o g u m c l i m b r
i n u n w r a p g o

- climb
- neighbor
- ghost
- rewrap
- gnat
- unknown
- gnaw
- unwrap
- high
- wrapper
- knew
- written
- knot
- wrong
- limb

Circle the misspelled words.
Write them correctly on the lines.

- 1. gost
- 2. naybor
- 3. hi
- 4. gnat
- 5. knot
- 6. knoo
- 7. unknone
- 8. rewrap
- 9. rong
- 10. written
- 11. onwrap
- 12. clim
- 13. limb
- 14. naw

- 15. The ribbon was tied in a not.
- 16. Little nats flew around the fruit tree.
- 17. A lim broke off the tree during the storm.

Word Meaning


Complete the crossword puzzle.

Across

- 1. not known
- 4. to move up a ladder
- 6. to take off the covering
- 8. the spirit of someone dead seen by a person
- 9. a fastening made by tying string together

Down

- 2. a person who lives next door
- 3. the opposite of **right**
- 5. words were put on paper
- 7. a small insect
- 8. to chew on



ghost	high	gnaw	limb	knot
written	knew	unknown	unwrap	wrong
rewrap	climb	gnat	neighbor	

My Spelling Dictation

Write the sentences. Circle the spelling words.

1. _____

2. _____

Word Study

Read each word.

Mark an X over the silent letters.

~~w~~rap

~~k~~not

ghost

limb

knot

unwrap

high

knew

rewrap

climb

gnaw

write

wrong

gnat

Write the correct prefix in front of each word.

un means “not”
unhappy means “not happy”

re means “again”
reread means “read again”

1. My cat tore the paper on the gift, so Mother had to _____ it.
(wrap)
2. The name of the artist was _____.
(known)
3. People were _____ of what to do after the earthquake.
(sure)
4. My homework paper was messy, so I had to _____ it.
(write)
5. _____ the present to see what is inside.
(Wrap)
6. Uncle Ted must _____ the fence every five years.
(paint)

Spelling List

This Week's Focus:

- Spell words with the suffixes **-ful**, **-ly**, **-less**, **-er**, and **-est**

STEP 1 Read and Spell

STEP 2 Copy and Spell

STEP 3 Cover and Spell

1. useful
2. quietly
3. slowly
4. careful
5. careless
6. quickly
7. useless
8. worthless
9. fearful
10. fearless
11. joyful
12. smarter
13. fastest
14. funniest
15. happiest
16. _____
bonus word
17. _____
bonus word

fold

Visual Memory

Write the missing suffix to make a spelling word.

ful

ly

less

er

1. use **ful** _____

5. smart _____

9. care _____

2. use _____

6. slow _____

10. care _____

3. quiet _____

7. joy _____

11. fear _____

4. worth _____

8. fast _____

12. fear _____

Circle the misspelled words.
Write them correctly on the lines.

1. Mother walked slooly and kwietly past the sleeping baby.

2. Carla was joyfull when she won the ribbon for fastist runner in school.

3. It is useles to do the job if you are kareless.

4. Pete is the happyest person I know.

5. A feerless shepherd quikly chased away the hungry wolf.

Word Meaning

Answer the questions.

useful	quietly	slowly	careful	quickly
careless	useless	fearful	joyful	worthless
smarter	fastest	fearless	funniest	happiest

1. What do these words do? **smarter** **fastest**
a. name something b. compare something c. describe something

2. What do these words do? **thoughtless** **useful**
a. name something b. compare something c. describe something

3. Which spelling word is the opposite of ...?

quickly _____ useful _____

careless _____ saddest _____

4. Which word means “afraid”? _____

My Spelling Dictation

Write the sentences. Circle the spelling words.

1. _____

2. _____

Word Study

Add the suffix **est** to these words.
Mark what you did to change the word.

		no change	double final consonant	change y to i
1. fast	<u>fastest</u>	✓		
2. happy	_____			
3. quick	_____			
4. funny	_____			
5. sad	_____			
6. big	_____			
7. smart	_____			
8. silly	_____			
9. small	_____			

Add suffixes to the words to complete the sentences. Write **ful** or **less**.

1. Be care_____ as you work so you don't make a care_____ mistake.
2. The fear_____ firefighter rescued the fear_____ boy from the tree.
3. One sock is use_____, but two socks are use_____.

Building
Spelling
Skills

WEEK
28

Spelling List

This Week's Focus:

- Spell words with the long **a**, long **e**, and short **e** sounds
- Spell words in the **-other**, **-ead**, **-eat**, and **-ear** word families
- Recognize the **/ur/** sound in **heard** and **early**

STEP 1 Read and Spell

1. brother
2. mother
3. another
4. field
5. friend
6. heard
7. early
8. friendly
9. head
10. near
11. year
12. shield
13. eat
14. measure
15. break

16. _____
bonus word

17. _____
bonus word

STEP 2 Copy and Spell

STEP 3 Cover and Spell

fold

_____	_____
_____	_____
_____	_____
_____	_____
_____	_____
_____	_____
_____	_____
_____	_____
_____	_____
_____	_____
_____	_____
_____	_____
_____	_____
_____	_____
_____	_____
_____	_____
_____	_____
_____	_____
_____	_____
_____	_____
_____	_____

Visual Memory

Find the words hiding in this puzzle.

m e a s u r e e a a
o n e h e a r d n n
t r y i e l f s o b
h x n e n d i e t r
e e e l a h e a h e
r a a d o r l r e a
n t r d e a d l r k
f r i e n d l y o r
a n o b r o t h e r

another head
break heard
brother measure
early mother
eat near
field shield
friendly year

Circle the misspelled words. Write them correctly on the lines.

1. My muther and bruther have the same birthday.

2. Trina hurd from an old frend today.


3. We herd a noise in the empty feeld next door.

4. Erly next yeer they are moving to Texas.

5. May I eta unother slice of pie?

Word Meaning

Complete the crossword puzzle.



Across

- 1. close by
- 3. the opposite of **sister**
- 7. a female parent
- 10. a piece of armor
- 12. listened to
- 13. a person who knows and likes another person

Down

- 2. the opposite of **late**
- 4. to chew and swallow food
- 5. to find the size of something
- 6. the top part of your body
- 8. to smash
- 9. an open area with few trees
- 11. January 1 to December 31

break brother friend field near
head heard measure year
shield mother eat early

My Spelling Dictation

Write the sentences. Circle the spelling words.

1. _____

2. _____

Word Study

Read the words. Listen for the vowel sounds.
Write the words in the correct boxes.

eat friend break measure
head field shield

long e	long a	short e

Change the beginning sounds to create new words.

___m___other ___ead ___eat ___ear
___other ___ead ___eat ___ear
___other ___ead ___eat ___ear
___other ___ead ___eat ___ear

Spelling List

This Week's Focus:

- Recognize homophones
- Review words with long vowel sounds

STEP
1

Read and Spell

STEP
2

Copy and Spell

STEP
3

Cover and Spell

1. they're

2. there

3. their

4. soup

5. night

6. knight

7. right

8. write

9. weight

10. wait

11. piece

12. peace

13. hour

14. our

15. wrote

16. _____
bonus word

17. _____
bonus word

fold

Visual Memory

Match the scrambled word to the correct spelling.

- | | | | |
|----------|-------|-----------|-------|
| 1. ecape | their | 7. twai | right |
| 2. ousp | soup | 8. peice | wait |
| 3. threi | there | 9. rou | piece |
| 4. heret | peace | 10. hrou | wrote |
| 5. ightn | write | 11. ritgh | hour |
| 6. ritwe | night | 12. rwote | our |

Circle the misspelled words. Write them correctly on the lines.

1. Their going to get they're books.

2. The brave night saved a princess last nite.

3. Mom said to weight here for an howr.

4. Hour friends came to dinner last nitgh.

5. May I have a peace of there pizza?

6. Can you right a recipe for that soop?

Word Meaning

Fill in the missing words.

1. Can you put _____ coats in the closet over _____?
(their, there) (they're, there)
2. The _____'s fight lasted all _____ long.
(knight, night) (knight, night)
3. Try to _____ the spelling word _____ this time.
(right, write) (right, write)
4. We spent an _____ with _____ grandfather.
(our, hour) (our, hour)
5. What is the _____ of that huge hog?
(wait, weight)
6. That _____ of paper is a _____ treaty.
(peace, piece) (peace, piece)

My Spelling Dictation

Write the sentences. Circle the spelling words.

1. _____

2. _____

Word Study

Read the words. Listen for the vowel sounds.
Write the words in the correct boxes.
Circle the letters that spell the sounds.

wait	peace	night	right	piece	stare
write	weight	beach	stair	sight	plane
flee	knight	plain	beech	flea	site

long a	long i	long e
wait		

Write the opposite of each word from the spelling list.

- | | |
|----------------|----------------|
| 1. erase _____ | 4. left _____ |
| 2. day _____ | 5. war _____ |
| 3. here _____ | 6. whole _____ |

Fill in the missing words.

1. If you _____ the word wrong, make it _____.
2. The generals signed the _____ treaty late one _____.

Building Spelling Skills

WEEK 30

Spelling List

This Week's Focus:

- Review long and short vowel sounds
- Review how to divide words into syllables

STEP 1 Read and Spell

STEP 2 Copy and Spell

STEP 3 Cover and Spell

1. air
2. against
3. all right
4. until
5. presents
6. beautiful
7. favorite
8. clothes
9. people
10. vacation
11. remember
12. already
13. hospital
14. minute
15. straight
16. _____
bonus word
17. _____
bonus word

fold

Visual Memory

Match the parts to make spelling words.
Write the complete words on the lines.

- | | | | |
|---------|--------|----------|-----------|
| 1. a | ents | 1. _____ | |
| 2. un | ute | 2. _____ | |
| 3. pres | gainst | 3. _____ | |
| 4. peo | til | 4. _____ | |
| 5. min | ple | 5. _____ | |
| 6. beau | ca | ber | 6. _____ |
| 7. va | read | ful | 7. _____ |
| 8. re | ti | tal | 8. _____ |
| 9. al | pi | y | 9. _____ |
| 10. hos | mem | tion | 10. _____ |


Circle the misspelled words.
Write them correctly on the lines.

- | | | |
|-------------|--------------|--------------|
| 1. air | 6. bootiful | 11. already |
| 2. alright | 7. favrute | 12. remimber |
| 3. strate | 8. clothes | 13. hospital |
| 4. against | 9. peeple | 14. minite |
| 5. presunts | 10. vacashun | 15. until |

_____	_____	_____
_____	_____	_____
_____	_____	_____

Word Meaning

Complete the crossword puzzle.



Down

- 1. a place for the care of the sick or injured
- 2. not crooked
- 3. very pretty
- 5. men, women, and children
- 6. the one you like best

Across

- 4. gifts
- 7. a time of rest from school or work
- 8. what people wear
- 9. happened before this time
- 10. don't forget

already clothes people remember hospital
beautiful favorite presents straight vacation

My Spelling Dictation

Write the sentences. Circle the spelling words.

1. _____

2. _____

Circle the letters in the words that make the given sound.

short u

until

short i

minute until

long i

all right

long o

clothes

long e

already remember

long a

favorite straight vacation

Divide the words into syllables.

1. against a gainst

6. vacation _____

2. presents _____

7. minute _____

3. beautiful _____

8. hospital _____

4. favorite _____

9. already _____

5. people _____

10. remember _____

Note: Use this form to track students' spelling progress.

Spelling Record Sheet

Building Spelling Skills

Students' Names																		
1																		
2																		
3																		
4																		
5																		
6																		
7																		
8																		
9																		
10																		
11																		
12																		
13																		
14																		
15																		
16																		
17																		
18																		
19																		
20																		
21																		
22																		
23																		
24																		
25																		
26																		
27																		
28																		
29																		
30																		

Note: Reproduce this form twice for each student to track his or her progress.

My Spelling Record _____

Building Spelling Skills

Spelling List	Date	Number Correct	Words Missed

Spelling Test

Listen to the words.

Write each word on a line.

1. _____

10. _____

2. _____

11. _____

3. _____

12. _____

4. _____

13. _____

5. _____

14. _____

6. _____

15. _____

7. _____

16. _____

8. _____

17. _____

9. _____

Listen to the sentences.

Write them on the lines.

1. _____

2. _____

Building Spelling Skills

Spelling List Note: Reproduce this form to make your own spelling list.

STEP 1 Read and Spell

STEP 2 Copy and Spell

STEP 3 Cover and Spell

1. _____	_____	_____
2. _____	_____	_____
3. _____	_____	_____
4. _____	_____	_____
5. _____	_____	_____
6. _____	_____	_____
7. _____	_____	_____
8. _____	_____	_____
9. _____	_____	_____
10. _____	_____	_____
11. _____	_____	_____
12. _____	_____	_____
13. _____	_____	_____
14. _____	_____	_____
15. _____	_____	_____
16. _____	_____	_____
17. _____	_____	_____

fold

Note: Reproduce this form to make your own word search or crossword puzzles.

Building **Spelling** Skills

Word Box

Building Spelling Skills

Dear Parents,

Attached is your child's spelling list for this week. Encourage him or her to practice the words in one or more of these ways:

1. Read and spell each word. Cover it up and write it. Uncover the word and check to see if it is correct.
2. Find the words on the spelling list in printed materials such as books and magazines.
3. Read a word aloud and ask your child to spell it (either aloud or written on paper).

Thank you for your support of our spelling program.

Sincerely,

Building Spelling Skills

Dear Parents,

Attached is your child's spelling list for this week. Encourage him or her to practice the words in one or more of these ways:

1. Read and spell each word. Cover it up and write it. Uncover the word and check to see if it is correct.
2. Find the words on the spelling list in printed materials such as books and magazines.
3. Read a word aloud and ask your child to spell it (either aloud or written on paper).

Thank you for your support of our spelling program.

Sincerely,

Student Spelling Dictionaries

Self-made spelling dictionaries provide students with a reference for words they frequently use in their writing.

Materials


- copy of “My Own Spelling Dictionary” form (page 147)
- 26 sheets of lined paper—6" x 9" (15 x 23 cm)
- 2 sheets of construction paper or tagboard for cover—6" x 9" (15 x 23 cm)
- crayons or markers
- glue
- stapler
- masking tape




Steps to Follow



- 1 Color and cut out the cover sheet form. Glue it to the front cover of the dictionary.



- 2 Staple the lined paper inside the cover. Place masking tape over the staples.



- 3 Guide students (or ask parent volunteers) to write a letter of the alphabet on each page.

What to Include

1. When students ask for the correct spelling of a special word, have them write it in their dictionary.
2. Include special words being learned as part of science or social studies units.
3. Include words for special holidays.
4. Include the common words students continue to misspell on tests and in daily written work.
5. Add color and number words if these are not on charts posted in the classroom.





— My Own —

Spelling Dictionary

Name _____



— My Own —

Spelling Dictionary

Name _____

**You are a
SUPER SPELLER!**



Name

Congratulations!!

Master Word List

about	brook	didn't	float	help
above	brother	different	follow	here
added	brought	disagree	food	high
afraid	buy	do	football	hold
after	calendar	doctor	forty	homework
again	called	does	found	horse
against	came	doesn't	Friday	hospital
age	can't	doing	friend	hour
air	care	dollar	friendly	house
alike	careful	don't	fuel	huge
alive	careless	drawing	full	human
all right	carry	drink	funniest	I
almost	carton	due	future	I'll
along	catch	early	getting	I'm
alphabet	caught	earthquake	ghost	into
already	cereal	easy	giant	it's
also	change	eat	girl	its
always	chart	eight	give	joined
another	chew	ended	given	joked
April	children	enjoy	gnat	joyful
aren't	chocolate	enough	gnaw	jury
around	choice	even	gone	kind
ask	choose	every	good	knew
away	city	everybody	goose	knight
awful	clean	everyone	graph	knot
babies	climb	everywhere	great	know
balloon	close	eye	ground	ladies
basketball	clothes	face	group	lady
beautiful	coach	falling	grow	laid
because	coast	family	grown	large
become	coin	farm	guard	learn
been	color	farmer	guess	leave
before	coming	fastest	half	left
believe	cookie	father	happened	let's
below	cough	fault	happening	letter
better	could	favorite	happier	liar
between	country	fearful	happiest	life
bird	cousin	fearless	happily	light
blew	cried	few	happiness	limb
blue	cry	field	hard	live
both	cube	finally	have	longer
bought	cute	find	having	looked
boy	danger	finish	head	lower
brain	dear	fire	heard	loyal
break	destroy	first	hello	mall

many	over	shoes	their	voyage
maybe	own	short	there	wait
mean	oyster	should	these	walk
measure	partner	show	they	wanted
menu	party	shy	they're	warning
middle	pattern	silent	think	watch
might	peace	skateboard	those	water
minute	people	slowly	thoughtless	waved
missed	phone	small	three	way
Mississippi	photograph	smarter	threw	we
money	piece	smiled	throne	wear
more	pitch	smiling	through	weather
morning	playing	so	tiny	weight
most	please	some	tired	were
mother	pocket	something	to	we're
move	pointing	song	today	where
much	poison	soup	together	which
music	presents	spelling	told	while
my	pretty	stand	too	white
myself	prey	stare	touch	who
near	price	start	tough	whole
neighbor	problem	started	town	why
nephew	push	stayed	toys	willing
new	put	still	tried	with
next	quickly	stirred	true	without
nice	quietly	stood	truth	won't
niece	raise	story	try	wonder
night	reached	straight	turned	wonderful
north	read	straw	two	word
number	received	strongest	under	work
nurse	remember	studied	unhappy	world
o'clock	rewrap	study	uniform	worthless
odor	right	such	unit	would
of	rocket	sugar	unknown	wouldn't
off	room	sure	until	wrapper
often	rough	surprise	unwrap	write
oily	said	surprises	upon	written
once	save	swam	use	wrong
one	school	swim	used	wrote
only	sea	swimming	useful	year
open	search	takes	useless	you
orphan	seen	taught	usually	young
other	sew	teacher	vacation	your
our	she	than	very	you're
outside	shield	that's	voice	zipper

Answer Key

Building Spelling Skills

Page 21 (Page 5)

1. afraid 2. eight 3. away
4. ask 5. great 6. takes
7. than 8. said 9. always
10. they 11. catch 12. prey

These words should be crossed out:

1. sed 8. thay
2. eitgh 9. aks
3. grait 10. stend
4. drey 11. paling
5. catsh 12. taks
6. ufraid 13. than
7. wavd 14. uway

Page 22 (Page 6)

1. eight, prey
2. takes, catch
3. always, afraid
4. They, playing
5. waved, said
6. stand, away

Page 23 (Page 7)

waved catch away takes great
ask eight stand said they
always afraid prey than playing

1. played playing
2. asked asking
3. preyed preying
4. painted painting

1. waved waving
2. smiled smiling
3. skated skating
4. baked baking

Page 25 (Page 9)

1. between or believe 2. leave
3. easy, many, or very
4. many, easy, or very
5. please 6. three 7. help
8. she 9. believe or between
10. very, many, or easy
11. seen 12. next

These words should be circled:

1. Plez Please
2. leaf leave
3. eezy easy
4. ben been
5. betwene between
6. belive believe
7. miny many
8. free three

Page 26 (Page 10)

1. three 4. between
2. sea 5. please
3. a. easy 6. believe
- b. left
- c. many
- d. leave
- e. help

Page 27 (Page 11)

three left she
please believe many
very been seen
help between leave
easy sea next

1. very
2. many
3. please
4. sea, she, or three
5. help
6. she, sea, or three
7. seen or between
8. believe
9. three, she, or sea
10. between or seen

Page 29 (Page 13)

1. while 7. which
2. buy or try 8. eye
3. light 9. drink
4. my 10. pitch
5. life 11. kind or find
6. swim 12. why

These words should be circled:

1. bie life buy light
2. Witch drenk Which drink
3. Trie picth Try pitch
4. aye swem eye swim
5. Eye by I buy

Page 30 (Page 14)

1. I, eye
2. Why, buy, drink
3. Which, light
4. while, pitch
5. my, try
6. kind, life

Page 31 (Page 15)

life drink try
pitch while I
my light buy
eye which find
why kind swim

Answers will vary but could include:

ind	ile	ight	ink
find	mile	bright	rink
kind	file	light	wink
rind	while	might	pink
mind	smile	tight	link
blind	tile	sight	think
bind	pile	fight	drink

Page 33 (Page 17)

1. pocket 2. almost 3. grow
4. open 5. often 6. coach 7. most
8. also 9. throne
10. hold, told, or both 11. rocket
12. sew

These words should be crossed out:

1. roket 7. koach
2. whold 8. allso
3. offen 9. opun
4. thone 10. groe
5. amolst 11. tole
6. bofh 12. sowe

Page 34 (Page 18)

- 1. throne 4. so, sew
- 2. pocket 5. open
- 3. told, hold 6. rocket

Page 35 (Page 19)

grow hold throne
 rocket so pocket
 told also sew
 most often almost
 both coach open

One syllable Two syllables

- 1. grow 1. rocket
- 2. told 2. also
- 3. hold 3. often
- 4. so 4. pocket
- 5. sew 5. open
- 6. both 6. almost
- 7. coach
- 8. throne
- 9. most

Page 37 (Page 21)

- 1. much 7. fuel
- 2. touch 8. under
- 3. use 9. such
- 4. you 10. human
- 5. unit 11. music
- 6. few 12. young

These words should be circled:

- 1. under
- 2. new
- 3. your
- 4. cute
- 5. touch
- 6. young
- 7. few
- 8. music

Page 38 (Page 22)

Pictures will vary but must reflect sentence meaning.

Page 39 (Page 23)

use such few
 young music under
 your you unit
 cure much new
 fuel human touch

- 1. much, such, or touch
- 2. young
- 3. under
- 4. use
- 5. few, you, or new
- 6. cute
- 7. new or you
- 8. fuel
- 9. such, much, or touch
- 10. your

- 1. under, thunder
- 2. few, new
- 3. cute, flute

Page 41 (Page 25)

too	alike	blew	know
blue	two	to	do
above	move	save	have
give	live	alive	

These words should be circled:

- 1. tow two
- 2. unlike alike
- 3. blew blue
- 4. no know
- 5. have have
- 6. give give
- 7. to to
- 8. move Move

Page 42 (Page 26)

- 1. two
- 2. to
- 3. to
- 4. blew
- 5. blue
- 6. know
- 7. no


Page 43 (Page 27)

- 1. give 5. do
- 2. move 6. has
- 3. live 7. save
- 4. know

- 1. moved
- 2. know
- 3. blew
- 4. saved

alive different
 alike below
 above dead

Page 45 (Page 29)



These words should be circled:

- 1. missed 5. different
- 2. balloon 6. pattern
- 3. pretty 7. carry
- 4. letter 8. zipper

Page 46 (Page 30)

- 1. spelling
- 2. Mississippi
- 3. balloon
- 4. zipper
- 5. carry
- 6. letter
- 7. different or middle
- 8. pattern

Page 47 (Page 31)

- 1. balloon 7. zipper
- 2. spelling 8. will ing
- 3. pretty 9. middle
- 4. letter 10. carry
- 5. added 11. miss ing
- 6. pattern 12. Missis sip pi

- 1. spelling 5. pattern
- 2. off 6. missed
- 3. still 7. different
- 4. middle 8. Mississippi

Page 49 (Page 33)

- 1. mm 7. l
- 2. m 8. ll
- 3. tt 9. m
- 4. t 10. m
- 5. d 11. k
- 6. pp 12. v

- | | |
|-------------|--------------|
| 1. swimming | 6. happened |
| 2. getting | 7. happening |
| 3. coming | 8. joked |
| 4. having | 9. smiled |
| 5. doing | 10. came |

1. started
2. received
3. smiling

Page 50 (Page 34)

- | | |
|--------------|------------|
| 1. swam | 5. coming |
| 2. swimming | 6. came |
| 3. happening | 7. smiled |
| 4. happened | 8. smiling |

Page 51 (Page 35)

- | | |
|-------------|-------------|
| 1. joked | 5. ended |
| 2. swam | 6. smiled |
| 3. happened | 7. received |
| 4. came | 8. started |

1. swimming—double *m*
2. getting—double *t*
3. receiving—drop *e*
4. coming—drop *e*
5. having—drop *e*
6. doing—no change
7. smiling—drop *e*
8. ending—no change
9. happening—no change
10. starting—no change
11. joking—drop *e*

Page 53 (Page 37)

- | | |
|-------|-------|
| yaw | close |
| thees | niece |
| neice | way |
| hows | these |
| anme | tried |
| locse | mean |
| deirt | show |

- | | |
|---------|---------|
| beuc | price |
| ripce | float |
| mitgh | cube |
| foalt | uniform |
| niarb | brain |
| formuni | stayed |
| edstay | might |

1. youniform uniform
2. Cloze Close
3. mite might
4. kube cube
5. staid stayed
6. tryed tried
7. sho show
8. flote float

Page 54 (Page 38)

- | Across | | Down | |
|------------|----------|------|--|
| 1. mean | 2. niece | | |
| 4. price | 3. brain | | |
| 5. uniform | 6. float | | |
| 8. close | 7. cube | | |
| 9. these | 10. stay | | |

Page 55 (Page 39)

- | | |
|--------------------|-----------------------|
| 1. <u>w</u> ay a | 8. <u>cl</u> ose o |
| 2. <u>the</u> se e | 9. <u>tr</u> ied i |
| 3. <u>ni</u> ece e | 10. <u>cu</u> be u |
| 4. <u>sh</u> ow o | 11. <u>Un</u> iform u |
| 5. <u>fl</u> oat o | 12. <u>st</u> ayed a |
| 6. <u>br</u> ain a | 13. <u>pr</u> ice i |
| 7. <u>me</u> an e | |

1. stayed—no change
2. tried—*y* to *i*
3. floated—no change
4. showed—no change
5. cried—*y* to *i*
6. hurried—*y* to *i*
7. planted—no change
8. worried—*y* to *i*
9. played—no change
10. scurried—*y* to *i*

Page 57 (Page 41)

These words should be circled:

- | | | |
|----------|------|---------|
| children | with | search |
| think | push | where |
| whole | sure | who |
| | | teacher |

These words should be circled:

- | | |
|---------------------|----------|
| 1. <u>Who</u> | Who |
| <u>hole</u> | whole |
| 2. <u>child</u> run | children |
| <u>po</u> osh | push |
| 3. <u>fin</u> nish | finish |
| <u>sh</u> urt | short |
| 4. <u>th</u> ink | think |
| <u>ser</u> ch | search |
| 5. <u>te</u> acher | teacher |
| <u>to</u> gether | together |

Page 58 (Page 42)

1. teacher, children
2. everywhere
3. think
4. finish
5. search
6. whole, short, together

Page 59 (Page 43)

- | | |
|-------------|-------------|
| 1. children | 7. together |
| 2. search | 8. push |
| 3. think | 9. teacher |
| 4. whole | 10. with |
| 5. where | 11. short |
| 6. finish | 12. who |

- | | | |
|------|-------|-------|
| 1. 3 | 6. 1 | 11. 1 |
| 2. 1 | 7. 1 | 12. 2 |
| 3. 1 | 8. 3 | 13. 1 |
| 4. 2 | 9. 1 | 14. 1 |
| 5. 1 | 10. 2 | 15. 1 |

Page 61 (Page 45)

e v e r y b o d y e s s
 v a n h o m e w o r k o
 e r r t o d a y m a m
 r w i t h o u t y b t e
 y o u i h e r o s e e t
 o u t n o q u e d e c b h
 n e w t t u u y l o o i
 e u p o n t o a f m a n
 m a y b e m y s k e r g
 o u t o u t s i d e d o
 b a s k e t b a l l i n

These words should be circled:

homework homework
 myself myself
 outside outside
 skateboard skateboard
 Everybody Everybody
 basketball basketball
 Everyone Everyone
 something something
 earthquake earthquake
 without without

Page 62 (Page 46)

1. basketball or skateboard
2. earthquake
3. homework, today
4. Something, into
5. upon
6. become
7. without
8. Everyone or Everybody, myself

Page 63 (Page 47)

1. basketball
2. become
3. earthquake
4. everybody
5. everyone
6. homework
7. into
8. myself
9. maybe
10. outside
11. skateboard
12. something
13. today
14. upon
15. without

1. in|to
2. to|day
3. with|out
4. be|come
5. some|thing
6. may|be
7. out|side
8. home|work
9. earth|quake

Yes—Divide compound words into syllables between smaller words.

Page 65 (Page 49)

1. awful
2. called
3. mall
4. song
5. small
6. along
7. rough
8. longer
9. straw
10. drawing
11. strongest
12. falling

These words should be circled:

1. awful awful
 2. small straw small straw
 3. drawing drawing strongest
 4. bought mall bought mall
 5. longer song longer song

Page 66 (Page 50)

1. awful
2. straw
3. mall
4. drawing
5. bought longer
small strongest
6. b

Page 67 (Page 51)

awful called tough
 mall song along
 rough bought straw
 strongest falling brought
 small drawing longer

1. stronger strongest
2. longer longest
3. smaller smallest
4. rougher roughest
5. tougher toughest
6. strongest
7. smaller
8. roughest
9. toughest
10. longer

Page 69 (Page 53)

1. lady
2. family
3. only
4. surprises
5. ladies
6. study
7. finally
8. story
9. studied
10. surprise

These words should be circled:

1. surprise surprise
 2. shoes shoes
 3. cried cried
 4. family family
 5. ladies ladies
 6. story story
 7. finally finally
 8. studied studied

Page 70 (Page 54)

1. surprise
2. ladies
3. finally
4. study
5. surprises
6. cried

Page 71 (Page 55)

y says i	y says e
cry	lady
shy	study
why	only
fly	story
my	family
try	funny

Note: Some children find the idea of dropping silent e before adding es confusing. You may choose to accept "add s" as correct answers for numbers 4 and 7.

1. ladies - y to i, add es
2. toys - add s
3. stories - y to i, add es
4. shoes - drop e, add es
5. families - y to i, add es
6. rockets - add s
7. nieces - drop e, add es

Page 73 (Page 57)

f g t r u t h c h f
 l o o k e d f r o c u
 f o o d o o k o o l
 t d p t c h e w o l
 r u u u b r o o k m
 u e s p t a t h i h
 e s c h o o d x e e
 n o s t o o d l m w

These words should be circled:

1. looked looked
 4. football football
 5. cookie cookie
 6. food food
 8. put put
 10. school school
 12. due due
 13. chew chew
 15. room room

Page 74 (Page 58)

- | | |
|---------------|-------------|
| Across | Down |
| 1. food | 1. full |
| 3. football | 2. cookie |
| 7. brook | 4. truth |
| 9. chew | 5. looked |
| 10. good | 6. true |
| | 8. school |

Page 75 (Page 59)

u in push	o in do
looked	food
good	school
brook	truth
football	room
cookie	true
stood	chew
full	due
put	

- | | |
|----------|----------|
| 1. full | 4. put |
| 2. good | 5. truth |
| 3. stood | 6. true |

Page 77 (Page 61)

- | | |
|---------------|-----------|
| 1. yoil | voice |
| 2. cevoi | oily |
| 3. soyter | boy |
| 4. joyen | voyage |
| 5. yob | oyster |
| 6. agevoy | loyal |
| 7. loyla | enjoy |
| 8. ocin | coin |
| 9. ingpoint | joined |
| 10. cocholate | choice |
| 11. edjoin | chocolate |
| 12. oichce | pointing |
| 13. sonpoi | destroy |
| 14. troydes | poison |

These words should be circled:

- | | |
|-------------------|-----------|
| 1. <u>choyse</u> | choice |
| <u>choclata</u> | chocolate |
| 2. <u>injoy</u> | enjoy |
| <u>voyege</u> | voyage |
| 3. <u>distroy</u> | destroy |
| <u>poisen</u> | poison |
| 4. <u>doy</u> | boy |
| <u>oister</u> | oyster |
| 5. <u>coyn</u> | coin |
| <u>chose</u> | choose |

Page 78 (Page 62)

- oysters, voyage
- Chocolate, choice
- boy, destroy
- pointing, coin
- voice
- poison

Page 79 (Page 63)

- | | | |
|-----------|-------------|------------|
| 1. boy | 5. voice | 9. destroy |
| 2. oily | 6. loyal | 10. coin |
| 3. choice | 7. poison | 11. enjoy |
| 4. oyster | 8. pointing | 12. joined |

- | | | |
|-------------|----------|-----------|
| 1. points | pointed | pointing |
| 2. joins | joined | joining |
| 3. smiles | smiled | smiling |
| 4. finishes | finished | finishing |

- smiling
- points
- finishes
- joining

Page 81 (Page 65)

- | | |
|-----------|--------------|
| 1. don't | 8. you're |
| 2. didn't | 9. we're |
| 3. I'll | 10. doesn't |
| 4. that's | 11. o'clock |
| 5. it's | 12. won't |
| 6. can't | 13. I'm |
| 7. let's | 14. wouldn't |

These words should be circled:

- | | |
|------------------|---------|
| 1. <u>di'n't</u> | didn't |
| 2. <u>were</u> | we're |
| 3. <u>duzn't</u> | doesn't |
| 4. <u>Your</u> | You're |
| 5. <u>That's</u> | That's |
| 6. <u>It's</u> | It's |
| 7. <u>can't</u> | can't |
| 8. <u>All</u> | I'll |

Page 82 (Page 66)

- | | |
|-------------|---------------|
| Down | Across |
| 1. can't | 4. wouldn't |
| 2. I'll | 8. won't |
| 3. doesn't | 9. that's |
| 5. don't | 10. you're |
| 6. o'clock | 11. let's |
| 7. it's | |
| 8. we're | |

Page 83 (Page 67)

- will not do not
- its
- I'll

contractions **missing letters**

- | | |
|-------------|----|
| 1. don't | o |
| 2. we're | a |
| 3. they're | a |
| 4. it's | i |
| 5. wouldn't | o |
| 6. can't | no |
| 7. I'm | a |
| 8. that's | i |
| 9. doesn't | o |
| 10. didn't | o |
| 11. I'll | wi |
| 12. let's | u |

Page 85 (Page 69)

- | | | |
|-----------|-----------|-------------|
| 1. town | 6. cousin | 11. around |
| 2. house | 7. about | 12. grown |
| 3. group | 8. own | 13. country |
| 4. found | 9. below | 14. should |
| 5. follow | 10. would | 15. ground |

These words should be circled:

- | | |
|-----------------|----------|
| <u>kussin</u> | cousin |
| <u>grup</u> | group |
| <u>foun</u> | town |
| <u>fallowed</u> | followed |
| <u>bello</u> | below |
| <u>arownd</u> | around |
| <u>groun</u> | ground |
| <u>cuzin's</u> | cousin's |
| <u>howse</u> | house |

Page 86 (Page 70)

- town, ground
- cousin, country
- group, house
- should, grown
- around
- own

Page 87 (Page 71)

o in go	ow in cow
grown	found
below	town
follow	about
own	ground
	house
	around

oo in too	u in up	u in put
group	country cousin	would should

- about
- house
- cousin
- group
- should would
- follow below
- around found
- own grown

Page 89 (Page 73)

- | | | |
|--------|------|-----------|
| 1. A | ver | 1. April |
| 2. e | pril | 2. even |
| 3. ba | ny | 3. babies |
| 4. si | u | 4. silent |
| 5. o | bies | 5. over |
| 6. ti | ven | 6. tiny |
| 7. men | lent | 7. menu |
| 8. fu | ture | 8. future |

These words should be circled:

- babys deer babies dear
- raize tiney raise tiny
- sylent Heloo silent Hello
- Aprul whyte April white
- vousd thozed used those

Page 90 (Page 74)

- menu
- future
over
used
hello
silent
- change the *y* to *i* and add *es*
- April

Page 91 (Page 75)

long a	long o	long e
raised	over	even
April	those	we
babies	hello	tiny babies

long i	long u
silent	used
white	future
tiny	menu

- pril
- bies
- ver
- hel
- ven
- lad
- silent
- tiny
- men
- ture

Bonus: vocation

Page 93 (Page 77)

again change
laid pronior
oosvouttccfo
wonevhrreadb
eemgqnebynol
rheetireedtee
agdisagreesm

These words should be circled:

- problem
- read
- nice
- picked
- money
- right
- change
- money
- again
- right
- money
- read

Page 94 (Page 78)

- Does, money
- nice or other, problem
- disagree, read
- laid, of
- given
- some

Page 95 (Page 79)

- disagree
- again
- lower
- laid
- change
- tired
- given
- nice
- read
- raise
- problem
- used
- silent
- those
- tiny

- change
- tired
- money
- laid
- read
- nice
- other
- some

Page 97 (Page 81)

cereal age do
guard oman
not carton no
exnycershgul
see face uel
santiago rd
coast clean

These words should be circled:

- cartun carton
- sered cereal
- ctee city
- koast coast
- danjer danger
- face face
- gawn gone
- gard guard
- huge huge

Page 98 (Page 82)

- guard
- City
- Danger
- guess, age
- clean
- giant
- coast

Page 99 (Page 83)

k	s	g	j
carton	cereal	gone	age
clean	city	goose	danger
coast	face	guard	giant
could	guess	huge	

- city
- huge or giant
- danger
- clean

- danger, safety
- tiny, huge or giant
- present, gone

Page 101 (Page 85)

- 1. work 6. were 11. first
- 2. word 7. nurse 12. wear
- 3. girl 8. bird 13. turned
- 4. learn 9. world 14. stirred
- 5. fire 10. jury 15. here

These words should be circled:

- work work
- turned turned
- fire fire
- ferst First
- herd heard
- girl girl
- gerl girl
- learn learn
- nurse nurse

Page 102 (Page 86)

- 1. nurse
- 2. world
- fire
- stirred
- 3. word
- 4. jury
- 5. first girl
- work here

Page 103 (Page 87)

- 1. first 5. word
- 2. learn 6. were
- 3. turned 7. faster
- 4. girl 8. work

- 1. nurse 5. learn
- 2. bird 6. quicker
- 3. were 7. word
- 4. world 8. stirred

- 1. wear 4. first 7. word
- 2. were 5. girl 8. fire
- 3. work 6. learn 9. nurse

- 1. wear
- 2. were
- 3. work
- 4. nurse

Page 105 (Page 89)

- 1. far th 1. farm
- 2. lar n't 2. large
- 3. nor m 3. north
- 4. are re 4. aren't
- 5. sta ge 5. stare
- 6. warn fore 6. warning
- 7. be ner 7. before
- 8. part ing 8. partner

These words should be circled:

- 1. arent aren't
- 3. more more
- 4. charte chart
- 6. north north
- 7. stayr stare
- 9. before before
- 11. hourse horse
- 12. partnur partner
- 15. arie large

Page 106 (Page 90)

- 1. partner, before
- 2. large, farm
- 3. start, morning
- 4. warning, chart
- 5. stare
- 6. hard

Page 107 (Page 91)

- 1. partner 6. aren't 11. more
- 2. north 7. before 12. chart
- 3. morning 8. warning 13. start
- 4. care 9. stare 14. horse
- 5. hard 10. large 15. farm

- 1. hard 5. north
- 2. large 6. morning
- 3. more 7. start
- 4. before

- 1. large, tiny
- 2. morning, evening
- 3. south, north
- 4. before, after

Page 109 (Page 93)

w a n t e d e d b e c
 t h o u g h t l e s s
 h r t a u g h t c w o
 r e w a t e r o a o n
 e w a n d o o u n c e
 w f a u l t u n s d e
 w a t c h k g w e e t
 o n c a u g h t x r e
 n w o n d e r f u l d

These words should be circled:

- 1. wunder wonder
- 4. wunce once
- 5. becuz because
- 6. tawght taught
- 8. watur water
- 10. fawlt fault
- 12. thro threw or through
- 13. wach watch
- 14. onederful wonderful

Page 110 (Page 94)

- 1. caught taught
- threw through
- 2. a
- 3. once
- 4. caught taught
- threw wanted

Page 111 (Page 95)

a in wall	oo in too
thought	threw
because	through
caught	
fault	
taught	
wanted	
water	
watch	
walk	

- 1. wonderful
- 2. thoughtless
- 3. thoughtful
- 4. joyful
- 5. helpless
- 6. helpful

Page 113 (Page 97)

- | | | |
|-----------|-----|-------------|
| 1. co | y | 1. color |
| 2. calen | ber | 2. calendar |
| 3. part | lor | 3. party |
| 4. ev | dar | 4. every |
| 5. num | ery | 5. number |
| 6. o | gar | 6. odor |
| 7. doc | dor | 7. doctor |
| 8. for | tor | 8. forty |
| 9. su | ty | 9. sugar |
| 10. weath | ter | 10. weather |
| 11. bet | er | 11. better |

These words should be circled:

- | | |
|--------------------|----------|
| 1. <u>calender</u> | calendar |
| <u>doller</u> | dollar |
| 2. <u>partie</u> | party |
| <u>fourty</u> | forty |
| 3. <u>bettir</u> | better |
| <u>doctur</u> | doctor |
| 4. <u>nummer</u> | number |
| 5. <u>Evry</u> | Every |
| <u>oder</u> | odor |

Page 114 (Page 98)

- | | | |
|-------------------|-----------------|----------------|
| 1. liar <u>ar</u> | after <u>er</u> | odor <u>or</u> |
| 2. doctor | | |
| 3. liar | | |
| 4. sugar | | |
| 5. every | | |
| 6. after | better | |

Page 115 (Page 99)

- | | | |
|----------------|-----------------|---------------|
| <u>color</u> | <u>every</u> | <u>better</u> |
| <u>odor</u> | <u>calendar</u> | <u>sugar</u> |
| party | watch | <u>dollar</u> |
| march | <u>number</u> | <u>liar</u> |
| <u>weather</u> | <u>after</u> | <u>farmer</u> |

- | | |
|---------------|-------------|
| 1. col or | 7. par ty |
| 2. cal en dar | 8. li ar |
| 3. bet ter | 9. weath er |
| 4. dol lar | 10. o dor |
| 5. farm er | 11. af ter |
| 6. num ber | 12. sug ar |

Page 117 (Page 101)

- | | | |
|---------|-------|-------|
| 1. Fri | phan | |
| 2. fa | ew | |
| 3. or | day | |
| 4. neph | nough | |
| 5. e | ther | |
| 6. pho | hap | py |
| 7. al | to | bet |
| 8. un | pha | graph |

- | | |
|-----------|---------------|
| 1. Friday | 5. enough |
| 2. father | 6. photograph |
| 3. orphan | 7. alphabet |
| 4. nephew | 8. unhappy |

These words should be circled:

- | | |
|---------------------|------------|
| 1. <u>fone</u> | phone |
| 2. <u>haf</u> | half |
| 3. <u>alfabet</u> | alphabet |
| 5. <u>fatograph</u> | photograph |
| 6. <u>father</u> | father |
| 7. <u>nefew</u> | nephew |
| 9. <u>orfan</u> | orphan |
| 11. <u>enuf</u> | enough |
| 12. <u>Fritay</u> | Friday |

Page 118 (Page 102)

1. photograph
2. orphan
3. alphabet
4. enough
5. cough
6. father, nephew

Page 119 (Page 103)

- | | |
|-----------|----------------|
| 1. phone | 6. nephew |
| 2. enough | 7. half |
| 3. orphan | 8. graph |
| 4. father | 9. alphabet |
| 5. Friday | 10. photograph |

1. photograph
2. alphabet
3. half, Friday
4. slowly, carefully
5. darkness
6. happily
7. kindness, happiness

Page 121 (Page 105)

g	h	o	s	t	k	n	e	w	z
n	e	i	g	h	b	o	r	r	w
k	x	g	g	r	i	l	e	i	r
n	w	n	n	h	k	i	w	t	a
o	r	o	a	a	g	m	r	t	p
t	o	t	t	s	w	b	a	e	p
u	n	k	n	o	w	n	p	n	e
o	g	m	u	c	l	i	m	b	r
i	n	u	n	w	r	a	p	g	o

These words should be circled:

- | | |
|-------------------|----------|
| 1. <u>gost</u> | ghost |
| 2. <u>naybor</u> | neighbor |
| 3. <u>hi</u> | high |
| 6. <u>knoo</u> | knew |
| 7. <u>unknone</u> | unknown |
| 9. <u>rong</u> | wrong |
| 11. <u>onwrap</u> | unwrap |
| 12. <u>clim</u> | climb |
| 14. <u>naw</u> | gnaw |
| 15. <u>no</u> | knot |
| 16. <u>nats</u> | gnats |
| 17. <u>lim</u> | limb |

Page 122 (Page 106)

- | Across | Down |
|------------|-------------|
| 1. unknown | 2. neighbor |
| 4. climb | 3. wrong |
| 6. unwrap | 5. written |
| 8. ghost | 7. gnat |
| 9. knot | 8. gnaw |

Page 123 (Page 107)

ghost	limb	knot	unwrap
high	knew	rewrap	climb
gnaw	write	wrong	gnat

1. rewrap
2. unknown
3. unsure
4. rewrite
5. Unwrap
6. repaint

Page 125 (Page 109)

1. useful
2. useless
3. quietly
4. worthless
5. smarter
6. slowly
7. joyful
8. fastest
9. careful
10. careless
11. fearful
12. fearless

These words should be circled:

1. slowly slowly
2. quietly quietly
3. joyful joyful
4. fastest fastest
5. useless useless
6. careless careless
7. happiest happiest
8. fearless fearless
9. quickly quickly

Page 126 (Page 110)

1. b
2. c
3. slowly useless
- careful happiest
4. fearful

Page 127 (Page 111)

1. fastest—no change
2. happiest—y to i
3. quickest—no change
4. funniest—y to i
5. saddest—double consonant
6. biggest—double consonant
7. smartest—no change
8. silliest—y to i
9. smallest—no change

1. careful, careless
2. fearless, fearful
3. useless, useful

Page 129 (Page 113)

m	e	a	s	u	r	e	a	a
o	n	e	h	e	a	r	d	n
t	r	y	i	e	l	f	s	b
h	x	n	e	n	d	i	e	t
e	e	e	a	n	e	a	h	e
r	a	a	d	o	r	r	e	a
n	t	r	e	a	d	i	r	k
f	r	i	e	n	d	l	y	o
a	n	o	b	r	o	t	h	e

These words should be circled:

1. mother, brother mother, brother
2. heard, friend heard, friend
3. heard, field heard, field
4. Early, year Early, year
5. eat, another eat, another

Page 130 (Page 114)

- | | |
|---------------|-------------|
| Across | Down |
| 1. near | 2. early |
| 3. brother | 4. eat |
| 7. mother | 5. measure |
| 10. shield | 6. head |
| 12. heard | 8. break |
| 13. friend | 9. field |
| | 11. year |

Page 131 (Page 115)

long e	long a	short e
eat	break	head
field		measure
shield		friend

Answers will vary but may include:

- | | | | |
|---------|--------|-------|------|
| other | dead | eat | ear |
| mother | read | beat | hear |
| brother | head | seat | near |
| another | lead | neat | year |
| smother | thread | wheat | fear |

Page 133 (Page 117)

1. ~~escape~~ their
2. ~~ousp~~ soup
3. ~~threi~~ there
4. ~~heret~~ peace
5. ~~ighn~~ write
6. ~~ritwe~~ night
7. ~~twai~~ right
8. ~~peice~~ wait
9. ~~rou~~ piece
10. ~~hrou~~ wrote
11. ~~ritgh~~ hour
12. ~~rwote~~ our

These words should be circled:

1. their, they're They're, their
2. night, nite knight, night
3. wait, hour wait, hour
4. our, nigh Our, night
5. peace, there piece, their
6. right, soop write, soup

Page 134 (Page 118)

1. their, there
2. knight's, night
3. write, right
4. hour, our
5. weight
6. piece, peace

Page 135 (Page 119)

long a	long i	long e
<u>weight</u>	<u>nigh</u> t	<u>piec</u> e
<u>wait</u>	<u>knigh</u> t	<u>flee</u>
<u>plain</u>	<u>writ</u> e	<u>peac</u> e
<u>plane</u>	<u>right</u>	<u>beac</u> h
<u>stair</u>	<u>sigh</u> t	<u>flea</u>
<u>store</u>	<u>sit</u> e	<u>bee</u> ch

1. write
2. night
3. there
4. right
5. peace
6. piece

1. write, right
2. peace, night

Page 137 (Page 121)

1. a ents
 2. un ute
 3. pres gainst
 4. peo til
 5. min ple
 6. beau ca
 7. va read
 8. re ti
 9. al pi
 10. hos mem
- ber
ful
tal
y
tion

1. against
2. until
3. presents
4. people
5. minute
6. beautiful
7. vacation
8. remember
9. already
10. hospital

These words should be circled:

2. alright all right
3. strate straight
5. presunts presents
6. bootiful beautiful
7. favrute favorite
9. peeple people
10. vacashun vacation
12. remimber remember
14. minite minute

Page 138 (Page 122)

Down

Across

1. hospital
2. straight
3. beautiful
5. people
6. favorite
4. presents
7. vacation
8. clothes
9. already
10. remember

Page 139 (Page 123)

short **u**—until
short **i**—iminute until
long **i**—iall right
long **o**—ocloothes
long **e**—ealreade remember
long **a**—afavoraite straaight vacaation

1. a gainst
2. pres ents
3. beau ti ful
4. fa vor ite
5. peo ple
6. va ca tion
7. min ute
8. hos pi tal
9. al read y
10. re mem ber


Help your students develop the rich and diverse vocabulary they need for academic success!

Research shows that strong vocabulary and word knowledge is directly linked to academic accomplishment. Make sure your students develop the rich vocabulary that's essential to successful reading comprehension and academic achievement with *A Word a Day*.

Each book in this newly revised series covers 144 words in 36 engaging weekly units. And with new features, such as an oral review and a written assessment for each week, it's easier than ever to help your students develop the vocabulary they need.

Correlated to state standards and Common Core State Standards.

Grade 1	EMC 2791	Grade 4	EMC 2794
Grade 2	EMC 2792	Grade 5	EMC 2795
Grade 3	EMC 2793	Grade 6	EMC 2796



Evan-Moor products are available at fine teacher supply stores and bookstores everywhere and at www.evan-moor.com.

About Evan-Moor Educational Publishers

Since 1979, Evan-Moor Educational Publishers has provided teachers and educators with practical, creative, and engaging PreK–8 educational materials to support and enrich the curriculum.

Evan-Moor has built a reputation for creating quality resources that help students develop basic and complex skills in reading, writing, math, science, social studies, and the arts.


Today, Evan-Moor continues to develop innovative educational materials such as teacher resource books, e-books, TeacherFileBox.com, interactive courseware, and award-winning titles that support the diverse needs of today's classrooms.

Daily Practice Books


Perfect Supplements to Your Core Curriculum!

- Practice for every day of the school year
- Help students prepare for standardized testing
- Correlated to state and Common Core State Standards

Research-Proven
Spaced practice contributes to retention of skills.




Daily 6-Trait Writing
160 reproducible pages.
Grades 1–8




Daily Language Review
Common Core Edition
136 reproducible pages.
Grades 1–8




Daily Paragraph Editing
176 reproducible pages.
Grades 2–8



Daily Academic Vocabulary
192 reproducible pages.
Grades 2–6




Daily Phonics
208 reproducible pages.
Grades 1–3, Intermediate




Daily Reading Comprehension
192 reproducible pages.
Grades 1–8




Daily Science
192 reproducible pages.
Grades 1–6




Daily Geography Practice
160 reproducible pages.
Grades 1–6




Daily Math Practice
Common Core Edition
128 reproducible pages.
Grades 1–6



Daily Word Problems: Math
112 reproducible pages.
Grades 1–6



Daily Handwriting Practice
112 reproducible pages.
All Grades



Building Spelling Skills
160 reproducible pages.
Grades 1–6