

Grade 4



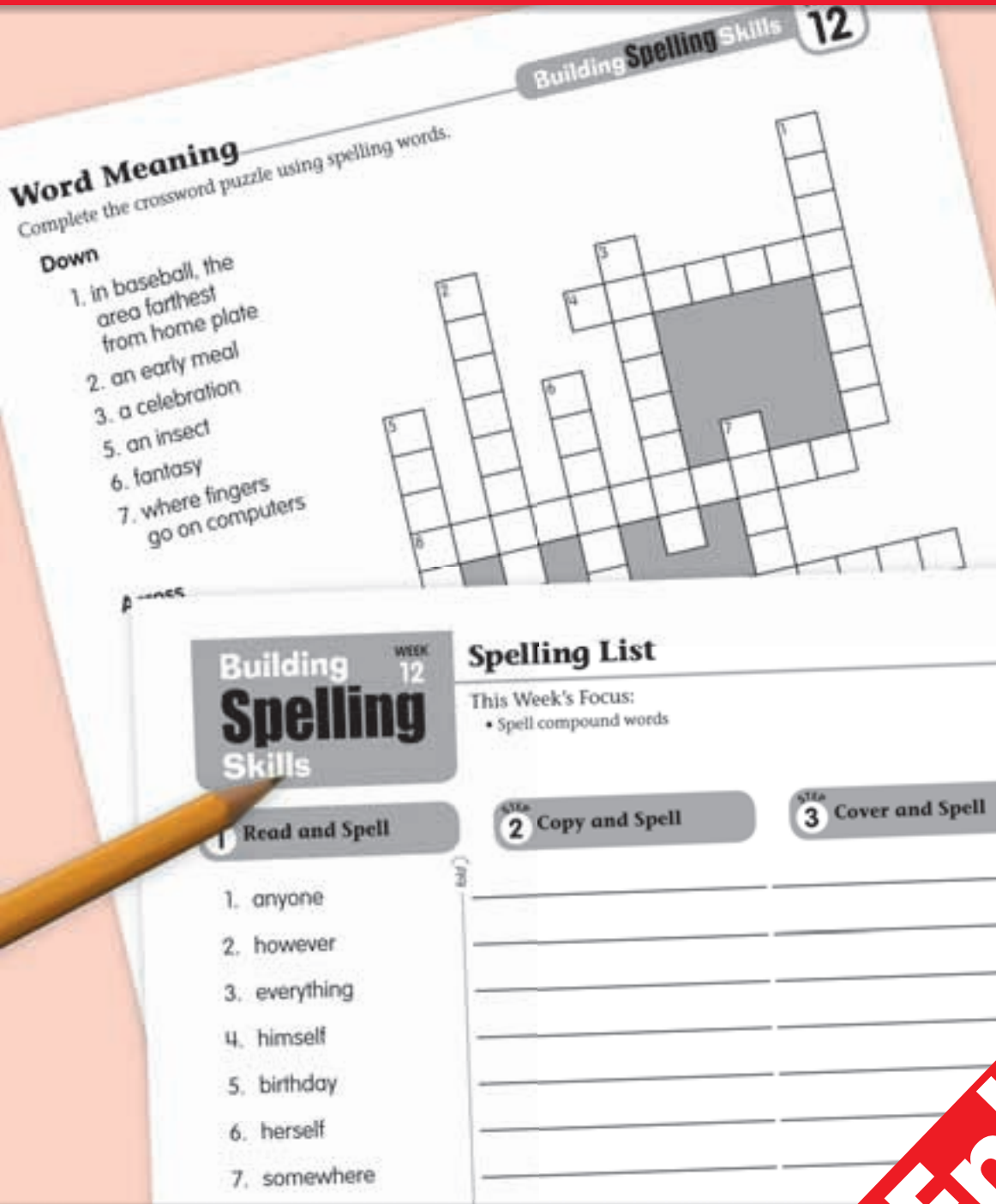
**Evan-Moor**  
EMC 2708

# Building Spelling Skills

GRADE  
4

**Correlated** to State Standards

- 30 spelling units
  - 18-word lists
  - targeted skills
  - practice activities
  - dictation sentences
- Spelling strategies and teaching ideas
- More reproducible forms:
  - recordkeeping
  - weekly testing
- Answer key



M

T

W

T

Enhanced  
E-book

## **Correlated to State Standards**

Visit  
[www.teaching-standards.com](http://www.teaching-standards.com)  
to view a correlation of  
this book's activities  
to your state's standards.  
This is a free service.

**This book is also available  
in a consumable student  
practice book edition.**

**Benefit from the same targeted skills practice  
in a time- and money-saving format.**

### **Save money**

Consumable books reduce the cost of copying  
to your school by at least 30%.

### **Save time**

Say goodbye to copying, collating, and stapling,  
and save at least 30 minutes a week.

### **Save student work**


Student practice books work great as student  
portfolios and give you easy access to a record  
of each student's skill acquisition.

### ***Building Spelling Skills, Daily Practice* Student Practice Books**

160 pages in each individual book.  
Student Practice Books are sold  
in 5-packs.

Grade 1	EMC 6591-PRO
Grade 2	EMC 6592-PRO
Grade 3	EMC 6593-PRO
Grade 4	EMC 6594-PRO
Grade 5	EMC 6595-PRO
Grade 6+	EMC 6596-PRO

Student practice books are a sole source product  
and are only available for purchase directly from  
Evan-Moor Educational Publishers. To purchase  
student books, visit [www.evan-moor.com](http://www.evan-moor.com).





## **Thank you for purchasing an Evan-Moor e-book!**

**Attention Acrobat Reader Users:** In order to use this e-book you need to have Adobe Reader 8 or higher. To download Adobe Reader for free, visit [www.adobe.com](http://www.adobe.com).

### **Using This E-book**

This e-book can be used in a variety of ways to enrich your classroom instruction.

You can:

- engage students by projecting this e-book onto an interactive whiteboard
- save paper by printing out only the pages you need
- find what you need by performing a keyword search
- ... and much more!

For helpful teaching suggestions and creative ideas on how you can use the features of this e-book to enhance your classroom instruction, visit [www.evan-moor.com/ebooks](http://www.evan-moor.com/ebooks).

### **User Agreement**

With the purchase of Evan-Moor electronic materials, you are granted a single-user license which entitles you to use or duplicate the content of this electronic book for use within your classroom or home only. Sharing materials or making copies for additional individuals or schools is prohibited. Evan-Moor Corporation retains full intellectual property rights on all its products, and these rights extend to electronic editions of books.

If you would like to use this Evan-Moor e-book for additional purposes not outlined in the single-user license (described above), please visit [www.evan-moor.com/help/copyright.aspx](http://www.evan-moor.com/help/copyright.aspx) for an *Application to Use Copyrighted Materials* form.

This page intentionally left blank

# Building Spelling Skills

GRADE 4

## What's in This Book?

<b>Scope and Sequence</b> .....	<b>2</b>
<b>Teaching the Weekly Unit</b> .....	<b>4</b>
<b>Spelling Strategies</b> .....	<b>6</b>
<b>How to Study Your List</b> .....	<b>7</b>
<b>Sentences for Dictation</b> .....	<b>8</b>
<b>Take-Home Spelling Lists</b> .....	<b>10</b>
<b>Weeks 1-30 Activity Pages</b> .....	<b>20</b>
<b>Forms</b>	
Spelling Record Sheet (class) .....	140
My Spelling Record (student) .....	141
End-of-Week Spelling Test Form .....	142
Blank Spelling List Form .....	143
Crossword Puzzle Template .....	144
Parent Letter for Take-Home Lists .....	145
Student Spelling Dictionaries .....	146
<i>You Are a Super Speller!</i> Certificate .....	148
<b>Master Word List (alphabetical)</b> .....	<b>149</b>
<b>Answer Key</b> .....	<b>151</b>

### Correlated to State Standards

Visit  
[www.teaching-standards.com](http://www.teaching-standards.com)  
to view a correlation of  
this book's activities  
to your state's standards.  
This is a free service.



Authors: Doug and Sharman Wurst  
Editor: Leslie Sorg  
Copy Editor: Cathy Harber  
Illustrator: Jim Palmer  
Desktop: Jia-Fang Eubanks  
Yuki Meyer

**Congratulations on your purchase of some of the  
finest teaching materials in the world.**

*Photocopying the pages in this book is permitted for  
single-classroom use only. Making photocopies for additional  
classes or schools is prohibited.*

For information about other Evan-Moor products, call 1-800-777-4362,  
fax 1-800-777-4332, or visit our Web site, [www.evan-moor.com](http://www.evan-moor.com).  
Entire contents © 2007 EVAN-MOOR CORP.  
Original edition © 2002 EVAN-MOOR CORP.  
18 Lower Ragsdale Drive, Monterey, CA 93940-5746. Printed in USA.

# Scope and Sequence

Week	Focus
<b>1</b>	Spell words with consonant blends; Spell two-syllable words . . . . . 20
<b>2</b>	Spell words with consonant digraphs spelled <b>th</b> , <b>ch</b> , <b>tch</b> , and <b>wh</b> ; Spell words with the / <b>ər</b> / sound spelled <b>er</b> and <b>ir</b> ; Spell words that begin with <b>spr</b> and <b>thr</b> . . . . . 24
<b>3</b>	Spell words with the short <b>a</b> sound; Spell words with the long <b>a</b> sound spelled <b>a</b> , <b>ai</b> , <b>ay</b> , <b>eigh</b> , and <b>ei</b> . . . . . 28
<b>4</b>	Spell words with the short <b>e</b> sound; Spell words with the long <b>e</b> sound spelled <b>ea</b> , <b>ee</b> , <b>ei</b> , <b>ie</b> , <b>e</b> , and <b>eo</b> . . . . . 32
<b>5</b>	Spell words with the short <b>i</b> sound; Spell words with the long <b>i</b> sound spelled <b>i</b> , <b>y</b> , <b>igh</b> , and <b>uy</b> . . . . . 36
<b>6</b>	Spell words with the short <b>o</b> sound; Spell words with the long <b>o</b> sound spelled <b>o</b> , <b>ow</b> , <b>oa</b> , <b>ou</b> , and <b>oe</b> . . . . . 40
<b>7</b>	Spell words with the short <b>u</b> sound; Spell words with the long <b>u</b> sound spelled <b>ue</b> , <b>u</b> , and <b>eau</b> . . . . . 44
<b>8</b>	Spell words with double consonants; Divide words with double consonants into syllables . . . . . 48
<b>9</b>	Spell time and calendar words; Identify word origins. . . . . 52
<b>10</b>	Spell words with the schwa sound; Spell words with the short <b>u</b> sound spelled <b>o</b> . . . . . 56
<b>11</b>	Spell contractions . . . . . 60
<b>12</b>	Spell compound words . . . . . 64
<b>13</b>	Spell words with the endings <b>-ing</b> and <b>-ed</b> . . . . . 68

Week	Focus
<b>14</b>	Spell words with the endings <b>-er</b> and <b>-est</b> . . . . . 72
<b>15</b>	Spell words with the <b>/ur/</b> sound spelled <b>er, ir, ur, ear, or, and ar</b> . . . . . 76
<b>16</b>	Spell singular and plural forms of words . . . . . 80
<b>17</b>	Spell words with the <b>/aw/</b> sound spelled <b>al, ough, o, au, and aw</b> . . . . . 84
<b>18</b>	Spell words with the variant sounds of <b>c</b> and <b>g</b> . . . . . 88
<b>19</b>	Spell words with the <b>/oo/</b> sound spelled <b>ew, o, oe, oo, ou, ough, u, ue, and ui</b> . . . 92
<b>20</b>	Spell words with the <b>/oi/</b> sound spelled <b>oi</b> and <b>oy</b> ; Spell words with the <b>/ow/</b> sound spelled <b>ow</b> and <b>ou</b> . . . . . 96
<b>21</b>	Spell words with the <b>/f/</b> sound spelled <b>f, ff, ph, and gh</b> . . . . . 100
<b>22</b>	Spell words with <b>ight, ought, aught, and au</b> . . . . . 104
<b>23</b>	Spell words with silent letters . . . . . 108
<b>24</b>	Add the suffixes <b>-ion, -tion, -sion, and -cian</b> to base words and word roots . . . . 112
<b>25</b>	Spell two- and three-syllable words; Identify open syllables . . . . . 116
<b>26</b>	Spell homophones . . . . . 120
<b>27</b>	Spell words with easily confused spellings . . . . . 124
<b>28</b>	Spell words with the suffixes <b>-less, -ful, and -ness</b> ; Spell words with the ending <b>-ly</b> . . . . . 128
<b>29</b>	Spell words with the prefixes <b>dis-, un-, re-, and mis-</b> . . . . . 132
<b>30</b>	Spell multisyllabic words . . . . . 136

# Teaching the Weekly Unit

Monday's  
Page

Building Spelling Skills		Spelling List
This Week's Focus:		
• Spell words with consonant blends		
• Spell two-syllable words		
1. Read and Spell	2. Copy and Spell	3. Cover and Spell
1. bridge		
2. gravity		
3. hungry		
4. eclipse		
5. secret		
6. applaud		
7. laundry		
8. trouble		
9. attract		
10. twilight		
11. between		
12. describe		
13. snowflake		
14. freedom		
15. merry		
16. glance		
17. burglar		
18. switch		
19. _____		
20. _____		

## Monday

Allot ample class time each Monday for introducing the spelling list and having students complete the first page of the unit.

### Introducing the Week's Words

Give each student the spelling list for the week. Here are ways to introduce the words:

- Call attention to important consistencies noted in "This Week's Focus," such as a phonetic or structural element. For example, say: *As we read this week's spelling list, notice that all the words have the same vowel sound.*
- Read each word aloud and have students repeat it.
- Provide a model sentence using the word. Have several students give their own sentences.
- If desired, add "bonus words" based on the needs of your class. These may be high-utility words or words that the class is encountering in curricular studies.

### Writing the Words

After introducing the words, have students study and write the words on the first page of the unit, following these steps:

#### Step 1: Read and Spell

Have students read the word and spell it aloud.

#### Step 2: Copy and Spell

Tell students to copy the word onto the first blank line and spell it again, touching each letter as it is spoken.

#### Step 3: Cover and Spell

Have students fold the paper along the fold line to cover the spelling words so that only the last column shows. Then have students write the word from memory.

#### Step 4: Uncover and Check

Tell students to open the paper and check the spelling. Students should touch each letter of the word as they spell it aloud.

### Home Connection

Send home a copy of the Parent Letter (page 145) and the Take-Home Spelling List for the week (pages 10–19).

## Strengthening Students' Spelling Skills

Spelling Strategies	Building Spelling Skills
<b>Say a word correctly.</b>	
• Don't leave out or mispronounce sounds.	
• Write the sounds in the correct order.	
<b>Think about what the word looks like.</b>	
• Think about how the spelling pattern looks.	
• Write it, look at it, and decide if it looks correct.	
<b>Look for small words in spelling words.</b>	
• spin—pin, in	
• capsule—cap, cake	
<b>Look at syllables in spelling words.</b>	
• Spell the word one syllable at a time.	
• remember—re • mem • ber	
<b>Use rhyming words to help spell a word.</b>	
• If you can spell book, you can spell look.	
<b>Use rules for adding endings.</b>	
• Drop silent e before adding a suffix.	
• Double the final consonant before adding a suffix.	
• Change the final y to i and add es.	

Spelling  
Strategies  
Page 6

How to Study Your List		Building Spelling Skills
1. Read and Spell	2. Copy and Spell	
3. Cover and Spell	4. Uncover and Check	

How to Study  
Your List  
Page 7

At the beginning of the year, reproduce pages 6 and 7 for each student or on an overhead transparency. Review the general steps and strategies, encouraging students to apply them throughout the year.

Building Spelling Skills
bridge
gravity
hungry
eclipse
secret
applaud
laundry

Building Spelling Skills
Dear Parents,
Attached is your child's spelling list for this week. Encourage him or her to practice the words in one or more of these ways:
1. Read and spell each word. Cover it up and write it. Uncover the word and check to see if it is correct.
2. Find the words on the spelling list in printed materials such as books and magazines.
3. Read a word aloud and ask your child to spell it (either aloud or written on paper).
Thank you for your support of our spelling program.
Sincerely,



## Tuesday

### Word Meaning and Dictation

Have students complete the Word Meaning activity on the second page of the unit. Then use the dictation sentences on pages 8 and 9 to guide students through “My Spelling Dictation.” Follow these steps:

1. Ask students to listen to the complete sentence as you read it.
2. Say the sentence in phrases, repeating each phrase one time clearly. Have students repeat the phrase.
3. Wait as students write the phrase.
4. When the whole sentence has been written, read it again, having students touch each word as you say it.

Tuesday's Page

**Word Meaning** Building Spelling Skills WEEK 1  
Fill in the blanks.

bridge	gravity	hungry	eclipse	between
trouble	attract	laundry	twilight	snowflake
freedom	slimy	glance	burglar	switch

1. The \_\_\_\_\_ lost his \_\_\_\_\_ when he was sent to jail.
2. Did you see the \_\_\_\_\_ of the sun?
3. The \_\_\_\_\_ was pretty to look at before it melted.
4. The boy was so \_\_\_\_\_ that he ate \_\_\_\_\_ meals.
5. White flowers \_\_\_\_\_ months after \_\_\_\_\_.
6. She took one \_\_\_\_\_ of the \_\_\_\_\_ worm and screamed.
7. I had so many dirty clothes that I had \_\_\_\_\_ finishing my \_\_\_\_\_ in time for the party.

**My Spelling Dictation**  
Write the sentences. Circle the spelling words.

1. \_\_\_\_\_
2. \_\_\_\_\_

Wednesday's Page

**Word Study** Building Spelling Skills WEEK 1  
Fill in the missing letters to make spelling words.

br gr tr tw th g

1. bur\_ \_ \_ \_ or
2. \_ \_ \_ \_ \_ \_ \_ \_ \_ \_
3. \_ \_ \_ \_ \_ \_ \_ \_ \_ \_
4. \_ \_ \_ \_ \_ \_ \_ \_ \_ \_
5. hun\_ \_ \_ \_ y
6. \_ \_ \_ \_ \_ \_ \_ \_ \_ \_
7. \_ \_ \_ \_ \_ \_ \_ \_ \_ \_
8. \_ \_ \_ \_ \_ \_ \_ \_ \_ \_
9. at\_ \_ \_ \_ \_ \_ \_ \_
10. be\_ \_ \_ \_ \_ \_ \_ \_
11. \_ \_ \_ \_ \_ \_ \_ \_ \_ \_
12. \_ \_ \_ \_ \_ \_ \_ \_ \_ \_

Circle the words with the sound of e as in we. Underline the words that have a silent e as in make.

glance	freedom	snowflake	between
trouble	secret	eclipse	bridge

Match syllables to make spelling words. Write the complete words on the lines.

1. hun -	cet	1. hungry
2. se	-gry	2. _____
3. laun	ble	3. _____
4. trou	light	4. _____
5. twi	dry	5. _____
6. be	dom	6. _____
7. snow	flake	7. _____
8. free	twen	8. _____

Thursday's Page

**Edit for Spelling** Building Spelling Skills WEEK 1  
Circle the word in each row that is spelled correctly.

1. freedom	freedom	freedom	ferdom
2. between	between	between	betwain
3. twilight	tylight	twilight	twille
4. attract	attract	attrache	attrat
5. trouble	truble	troubi	troubel
6. applad	applause	applawd	applaud
7. bredge	bridg	bridge	brige
8. secret	secret	seecret	secri

Circle the misspelled words in the sentences. Write them correctly on the lines.

1. One glanc at the food and I was hury.
2. Would you like to switch to a new lawndry soap?
3. Please dscribe the slimes bug.
4. Gravely pulled the smolok to the ground.

Friday's Page

**Spelling Test** Building Spelling Skills WEEK 1  
Write each word on a line.

1. _____	11. _____
2. _____	12. _____
3. _____	13. _____
4. _____	14. _____
5. _____	15. _____
6. _____	16. _____
7. _____	17. _____
8. _____	18. _____
9. _____	19. _____
10. _____	20. _____

Listen to the sentences. Write them on the lines.

1. \_\_\_\_\_
2. \_\_\_\_\_

## Wednesday

### Word Study Activities

Have students complete the activities on the third page of the unit. Depending on students' abilities, these activities may be completed as a group or independently.

## Thursday

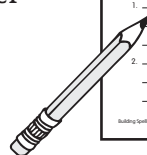
### Edit for Spelling Activities

Have students complete the activities on the fourth page. Depending on students' abilities, these activities may be completed as a group or independently.

## Friday

### Weekly Test

Friday provides students the chance to take the final test and to retake the dictation they did on Tuesday. A reproducible test form is provided on page 142. After the test, students can record their score on the “My Spelling Record” form (page 141).



### Say a word correctly.

- Don't leave out or mispronounce sounds.
- Write the sounds in the correct order.

### Think about what the word looks like.

- Think about how the spelling pattern looks.
- Write it, look at it, and decide if it looks correct.

### Look for small words in spelling words.

- spin—**pin**, **in**
- cupcake—**cup**, **cake**

### Look at syllables in spelling words.

- Spell the word one syllable at a time.  
remember—**re** • **mem** • **ber**

### Use rhyming words to help spell a word.

- If you can spell **book**, you can spell **look**.


### Use rules for adding endings.

- Drop silent **e** before adding a suffix.
- Double the final consonant before adding a suffix.
- Change the final **y** to **i** and add **es**.

These strategies help me become a better speller!



### 1 Read and Spell



### 2 Copy and Spell



### 3 Cover and Spell



### 4 Uncover and Check



# Sentences for Dictation

---

There are two dictation sentences for each spelling list. Space for sentence dictation is provided on Tuesday of each week and on Friday's test form (page 142).

- Ask students to listen to the complete sentence as you read it.
- Have students repeat the sentence.
- Read the sentence in phrases, repeating each phrase one time clearly.
- Have students repeat the phrase.
- Allow time for students to write the phrase.
- Read the sentence again, having students touch each word as you say it.

## Week   Dictation Sentences

- 1   Was there **trouble between** the two **laundry** workers?  
We stood on the **bridge** to **glance** at the **eclipse**.
- 2   The **thirsty athlete** drank **spring** water to wet his **whistle**.  
Is that **sandwich worth** what you paid?
- 3   My **neighbor** was carrying **freight** when his **ankle began** to twist.  
Please **explain** why the **main display** will end in **April**.
- 4   The girl was **eager** to **receive** her lost **sneakers**.  
I **believe** it is not **easy** for **people** to **squeeze** juice from oranges.
- 5   **Which bicycle** is the **right** one to **buy**?  
Did he **decide** to **write** a story about **lightning** hitting a **skyscraper**?
- 6   I had no **control** when I saw the **doughnuts** in the **bowl**.  
Was it **wrong** to **copy** the **problem shown** in the book?
- 7   My **uncle** wears a **used uniform** when he works as an **umpire**.  
Is it **usual** to **blush** when someone says you are **beautiful**?
- 8   All the **dollars** in his **wallet** won't buy a **million scissors**.  
**Follow** this map to find the **address** of the **office**.
- 9   The **calendar** says that school starts the first **Wednesday** in **September**.  
Is **autumn** the **season** of the **year** you like best?
- 10   I asked my **brother** to **purchase** a **banana** for me.  
My **cousin** uses a **compass** to sail **across** the **ocean**.
- 11   **I'm** sure **you'll** be the one **who's** next.  
They **could've** asked for me, but **you're** the one **they'd** like.
- 12   Did he go **downstairs** to have **breakfast** with his **grandparents**?  
**Anyone** would be surprised to find a **scarecrow** in the **outfield**.
- 13   I was **hoping** we would be **studying living** things.  
It **appeared** that he was **changing** the **wrapping** on the gift.

---

## Week Dictation Sentences

- 14 Was the **busiest** dog **happier** than the **laziest** dog?  
The **biggest** and **heaviest** rock also has the **roughest** feel.
- 15 The **barber** cut the **sailor's curly** hair **early** in the morning.  
I **wonder** if the **service** is **worse** at the **bakery** or at the flower shop.
- 16 Will you eat one **potato** or two **potatoes**?  
Their **journeys** took the **family** through a **ditch** full of **leaves**.
- 17 Use **caution because** the **faucet** is leaking water.  
The **lawyer** would **cough** when a **false** statement was given.
- 18 A loud **concert** is **dangerous** and may **damage** your hearing.  
Did you see the **cardinal circle** the **ledge**?
- 19 Is there any **news** about **who ruined** the **schoolroom**?  
**Whose duty** is it to tell the **truth** to Julie?
- 20 Please **avoid** getting **moisture** in the **thousand** sacks of **flour**.  
Do you **enjoy** making a large **amount** of **noise** to **annoy** me?
- 21 My **nephew** told me the **alphabet** over the **telephone**.  
Did you write a **paragraph** about the **giraffe** that won a **trophy**?
- 22 My **daughter ought** to use a **brighter flashlight**.  
The **naughty** child was at **fault** for the **nightly** mess in the kitchen.
- 23 The **calf walked** to the door and **gnawed** on the **wreath**.  
Did the **climber fasten** the rope to his **wrist**?
- 24 I'm on a **mission** to **educate** students about the problems of **pollution**.  
Does the **musician's expression express** her feeling about the **music**?
- 25 The **pilot** saw the **gigantic volcano** erupt.  
Is this **climate really** to your liking?
- 26 I **heard** a **herd** of cattle heading **straight** for the **strait**.  
**Their ceiling** needed **sealing** over **there**.
- 27 The **angel** was **quite quiet**.  
Did a **loose** pitch cause the **pitcher** to **lose** the game?
- 28 The **tireless** volunteer was **hopeful** that she could help the **homeless** family.  
Did the **friendly** teacher show **goodness** and **kindness** toward the **fearful** student?
- 29 I always **disappoint** myself when I am **unkind** or **dishonest**.  
I'm **uncomfortable** when we **disagree** about how to **rewrite** the report.
- 30 The **experiment** needed a very low **temperature** for the **oxygen** to freeze.  
There was a lively **discussion** about everyone's **favorite computer**.

**Building Spelling Skills**

NAME \_\_\_\_\_

WEEK

**1**

bridge  
gravity  
hungry  
eclipse  
secret  
applaud  
laundry  
trouble  
attract  
twilight  
between  
describe  
snowflake  
freedom  
slimy  
glance  
burglar  
switch

\_\_\_\_\_  
bonus word\_\_\_\_\_  
bonus word

© Evan-Moor Corp. • EMC 2708

**Building Spelling Skills**

NAME \_\_\_\_\_

WEEK

**2**

attach  
where  
sandwich  
change  
watch  
singer  
slippery  
spring  
gather  
these  
thread  
athlete  
worth  
thirsty  
whisper  
whistle  
awhile  
nowhere

\_\_\_\_\_  
bonus word\_\_\_\_\_  
bonus word

© Evan-Moor Corp. • EMC 2708

**Building Spelling Skills**

NAME \_\_\_\_\_

WEEK

**3**

fact  
began  
clasp  
rapid  
able  
later  
space  
stranger  
grade  
display  
main  
explain  
freight  
neighbor  
weigh  
vein  
April  
ankle

\_\_\_\_\_  
bonus word\_\_\_\_\_  
bonus word

© Evan-Moor Corp. • EMC 2708

**Building Spelling Skills**

NAME \_\_\_\_\_

**WEEK**  
**4**

then  
else  
edge  
when  
tenth  
empty  
sketch  
spelling  
easy  
eager  
sneakers  
mean  
fifteen  
receive  
piece  
believe  
people  
squeeze

\_\_\_\_\_  
bonus word\_\_\_\_\_  
bonus word

© Evan-Moor Corp. • EMC 2708

**Building Spelling Skills**

NAME \_\_\_\_\_

**WEEK**  
**5**

since  
which  
inch  
string  
picnic  
shrimp  
title  
mind  
wild  
decide  
why  
skyscraper  
buy  
right  
lightning  
write  
cypress  
bicycle

\_\_\_\_\_  
bonus word\_\_\_\_\_  
bonus word

© Evan-Moor Corp. • EMC 2708

**Building Spelling Skills**

NAME \_\_\_\_\_

**WEEK**  
**6**

strong  
wrong  
copy  
cloth  
problem  
bottom  
whole  
explode  
control  
shown  
bowl  
October  
smoky  
coach  
throat  
toast  
doughnut  
foe

\_\_\_\_\_  
bonus word\_\_\_\_\_  
bonus word

© Evan-Moor Corp. • EMC 2708

**Building Spelling Skills**

NAME \_\_\_\_\_

**WEEK**  
**7**

blush  
crutch  
crunch  
grumpy  
much  
umpire  
uncle  
none  
does  
fuel  
cute  
cubicle  
human  
future  
usual  
uniform  
used  
beautiful

\_\_\_\_\_  
bonus word\_\_\_\_\_  
bonus word

© Evan-Moor Corp. • EMC 2708

**Building Spelling Skills**

NAME \_\_\_\_\_

**WEEK**  
**8**

follow  
matter  
summer  
million  
dollar  
scissors  
cattle  
address  
office  
suppertime  
blizzard  
penny  
wrapper  
wallet  
occurrence  
village  
collide  
battle

\_\_\_\_\_  
bonus word\_\_\_\_\_  
bonus word

© Evan-Moor Corp. • EMC 2708

**Building Spelling Skills**

NAME \_\_\_\_\_

**WEEK**  
**9**

Tuesday  
Wednesday  
Thursday  
Saturday  
January  
February  
July  
August  
September  
November  
month  
year  
holiday  
autumn  
season  
calendar  
second  
minute

\_\_\_\_\_  
bonus word\_\_\_\_\_  
bonus word

© Evan-Moor Corp. • EMC 2708



**Building Spelling Skills**

NAME \_\_\_\_\_

**WEEK**  
**10**

across  
alone  
among  
brother  
again  
front  
banana  
appear  
compass  
pedal  
given  
heaven  
mountain  
ocean  
cousin  
purchase  
often  
color

\_\_\_\_\_  
bonus word\_\_\_\_\_  
bonus word

© Evan-Moor Corp. • EMC 2708

**Building Spelling Skills**

NAME \_\_\_\_\_

**WEEK**  
**11**

didn't  
that's  
they're  
you're  
couldn't  
haven't  
o'clock  
we're  
isn't  
I'm  
it's  
who's  
they'd  
could've  
they've  
you'll  
don't  
aren't

\_\_\_\_\_  
bonus word\_\_\_\_\_  
bonus word

© Evan-Moor Corp. • EMC 2708

**Building Spelling Skills**

NAME \_\_\_\_\_

**WEEK**  
**12**

anyone  
however  
everything  
himself  
birthday  
herself  
somewhere  
afternoon  
chalkboard  
daydream  
downstairs  
grandparents  
breakfast  
outfield  
scarecrow  
nobody  
dragonfly  
keyboard

\_\_\_\_\_  
bonus word\_\_\_\_\_  
bonus word

© Evan-Moor Corp. • EMC 2708

**Building Spelling Skills**

NAME \_\_\_\_\_

WEEK  
**13**

lived  
living  
rattled  
rattling  
studied  
studying  
traveled  
traveling  
changed  
changing  
appeared  
appearing  
raced  
racing  
hoped  
hoping  
wrapped  
wrapping

\_\_\_\_\_  
bonus word\_\_\_\_\_  
bonus word**Building Spelling Skills**

NAME \_\_\_\_\_

WEEK  
**14**

cleaner  
cleanest  
bigger  
biggest  
earlier  
earliest  
quicker  
quickest  
busier  
busiest  
rougher  
roughest  
heavier  
heaviest  
happier  
happiest  
lazier  
laziest

\_\_\_\_\_  
bonus word\_\_\_\_\_  
bonus word**Building Spelling Skills**

NAME \_\_\_\_\_

WEEK  
**15**

early  
earth  
search  
service  
wonder  
surface  
curly  
shirt  
thirty  
doctor  
sailor  
shower  
bakery  
another  
barber  
collar  
worse  
world

\_\_\_\_\_  
bonus word\_\_\_\_\_  
bonus word

**Building Spelling Skills**

NAME \_\_\_\_\_

**WEEK**  
**16**

leaf  
leaves  
wolf  
wolves  
potato  
potatoes  
roof  
roofs  
family  
families  
library  
libraries  
journey  
journeys  
hero  
heroes  
ditch  
ditches

\_\_\_\_\_  
bonus word\_\_\_\_\_  
bonus word

© Evan-Moor Corp. • EMC 2708

**Building Spelling Skills**

NAME \_\_\_\_\_

**WEEK**  
**17**

also  
bought  
cough  
almost  
false  
officer  
soft  
stalk  
halt  
faucet  
saucer  
caution  
lawyer  
awesome  
stall  
crawl  
awful  
because

\_\_\_\_\_  
bonus word\_\_\_\_\_  
bonus word

© Evan-Moor Corp. • EMC 2708

**Building Spelling Skills**

NAME \_\_\_\_\_

**WEEK**  
**18**

cinder  
circle  
cardinal  
cereal  
cycle  
concert  
dancer  
celebrate  
twice  
dangerous  
strange  
ledge  
damage  
geography  
gentle  
signal  
regular  
sugar

\_\_\_\_\_  
bonus word\_\_\_\_\_  
bonus word

© Evan-Moor Corp. • EMC 2708

**Building Spelling Skills**

NAME \_\_\_\_\_

WEEK

**19**

shoes

clues

wound

junior

truth

duty

news

through

few

who

schoolroom

whose

conclusion

June

shampoo

cruel

choose

ruin

\_\_\_\_\_  
bonus word\_\_\_\_\_  
bonus word

© Evan-Moor Corp. • EMC 2708

**Building Spelling Skills**

NAME \_\_\_\_\_

WEEK

**20**

voice

oyster

voyage

annoy

choice

avoid

appoint

enjoy

moisture

noise

drown

amount

fountain

crowded

southwest

thousand

flour

pronounce

\_\_\_\_\_  
bonus word\_\_\_\_\_  
bonus word

© Evan-Moor Corp. • EMC 2708

**Building Spelling Skills**

NAME \_\_\_\_\_

WEEK

**21**

enough

tougher

fifty

pharmacy

alphabet

nephew

trophy

paragraph

telephone

photograph

giraffe

forest

figure

refrigerator

draft

phrase

traffic

chief

\_\_\_\_\_  
bonus word\_\_\_\_\_  
bonus word

© Evan-Moor Corp. • EMC 2708

**Building Spelling Skills**

NAME \_\_\_\_\_

**WEEK**  
**22**

frighten  
flight  
brighter  
flashlight  
mighty  
delight  
tighten  
nightly  
sight  
brought  
ought  
thought  
fought  
caught  
daughter  
taught  
naughty  
fault

\_\_\_\_\_  
bonus word\_\_\_\_\_  
bonus word

© Evan-Moor Corp. • EMC 2708

**Building Spelling Skills**

NAME \_\_\_\_\_

**WEEK**  
**23**

calf  
walked  
ghost  
gnawed  
climber  
wreath  
listen  
island  
scent  
wrench  
judge  
fasten  
wrist  
doubt  
knock  
answer  
knelt  
sign

\_\_\_\_\_  
bonus word\_\_\_\_\_  
bonus word

© Evan-Moor Corp. • EMC 2708

**Building Spelling Skills**

NAME \_\_\_\_\_

**WEEK**  
**24**

action  
fiction  
mission  
divide  
division  
attend  
attention  
pollute  
pollution  
express  
expression  
educate  
education  
music  
musician  
magic  
magician  
physician

\_\_\_\_\_  
bonus word\_\_\_\_\_  
bonus word

© Evan-Moor Corp. • EMC 2708

**Building Spelling Skills**

NAME \_\_\_\_\_

**WEEK**  
**25**

lazy  
volcano  
flavor  
piano  
recent  
really  
item  
pilot  
triangle  
climate  
gigantic  
program  
obey  
puny  
prepare  
vacant  
pulley  
menu

\_\_\_\_\_  
bonus word\_\_\_\_\_  
bonus word

© Evan-Moor Corp. • EMC 2708

**Building Spelling Skills**

NAME \_\_\_\_\_

**WEEK**  
**26**

herd  
heard  
clothes  
close  
hour  
our  
two  
too  
their  
there  
ceiling  
sealing  
shoot  
chute  
strait  
straight  
medal  
meddle

\_\_\_\_\_  
bonus word\_\_\_\_\_  
bonus word

© Evan-Moor Corp. • EMC 2708

**Building Spelling Skills**

NAME \_\_\_\_\_

**WEEK**  
**27**

quiet  
quite  
angel  
angle  
already  
all ready  
desert  
dessert  
weather  
whether  
pitcher  
picture  
loose  
lose  
aisle  
isle  
dairy  
diary

\_\_\_\_\_  
bonus word\_\_\_\_\_  
bonus word

© Evan-Moor Corp. • EMC 2708

**Building Spelling Skills**

NAME \_\_\_\_\_

**WEEK**  
**28**

hopeless  
careless  
homeless  
tireless  
hopeful  
fearful  
cheerful  
careful  
graceful  
happily  
friendly  
angrily  
swiftly  
suddenly  
darkness  
goodness  
sadness  
kindness

\_\_\_\_\_  
bonus word\_\_\_\_\_  
bonus word

© Evan-Moor Corp. • EMC 2708

**Building Spelling Skills**

NAME \_\_\_\_\_

**WEEK**  
**29**

disappear  
disappoint  
disagree  
dishonest  
unable  
uncertain  
unbeaten  
uncomfortable  
unkind  
unknown  
rewrite  
review  
rebuild  
recall  
misbehave  
misuse  
misunderstand  
misspell

\_\_\_\_\_  
bonus word\_\_\_\_\_  
bonus word

© Evan-Moor Corp. • EMC 2708

**Building Spelling Skills**

NAME \_\_\_\_\_

**WEEK**  
**30**

multiply  
imagination  
favorite  
computer  
citizenship  
invisible  
undercover  
enjoyment  
discussion  
America  
unusual  
example  
melody  
temperature  
understanding  
experiment  
explanation  
oxygen

\_\_\_\_\_  
bonus word\_\_\_\_\_  
bonus word

© Evan-Moor Corp. • EMC 2708

# Building Spelling Skills

WEEK  
1

## Spelling List

This Week's Focus:

- Spell words with consonant blends
- Spell two-syllable words

### STEP 1 Read and Spell

1. bridge
2. gravity
3. hungry
4. eclipse
5. secret
6. applaud
7. laundry
8. trouble
9. attract
10. twilight
11. between
12. describe
13. snowflake
14. freedom
15. slimy
16. glance
17. burglar
18. switch
19. \_\_\_\_\_  
bonus word
20. \_\_\_\_\_  
bonus word

fold

### STEP 2 Copy and Spell


### STEP 3 Cover and Spell




# Word Meaning

## Building Spelling Skills

WEEK  
1

Fill in the blanks.

bridge	gravity	hungry	eclipse	between
trouble	attract	laundry	twilight	snowflake
freedom	slimy	glance	burglar	switch

1. The \_\_\_\_\_ lost his \_\_\_\_\_ when he was sent to jail.
2. Did you see the \_\_\_\_\_ of the sun?
3. The \_\_\_\_\_ was pretty to look at before it melted.
4. The boy was so \_\_\_\_\_ that he ate \_\_\_\_\_ meals.
5. White flowers \_\_\_\_\_ moths after \_\_\_\_\_.
6. She took one \_\_\_\_\_ at the \_\_\_\_\_ worm and screamed.
7. I had so many dirty clothes that I had \_\_\_\_\_ finishing my \_\_\_\_\_ in time for the party.

## My Spelling Dictation

Write the sentences. Circle the spelling words.

1. \_\_\_\_\_  
\_\_\_\_\_  
\_\_\_\_\_
2. \_\_\_\_\_  
\_\_\_\_\_  
\_\_\_\_\_

# Word Study

## Building Spelling Skills

WEEK  
**1**

Fill in the missing letters to make spelling words.

br gr tr tw fr gl sw sn

1. bur gl ar

5. hun \_\_\_\_\_ y

9. at \_\_\_\_\_ act

2. \_\_\_\_\_ ance

6. \_\_\_\_\_ ight

10. be \_\_\_\_\_ een

3. \_\_\_\_\_ ouble

7. \_\_\_\_\_ eedom

11. \_\_\_\_\_ owflake

4. \_\_\_\_\_ avity

8. \_\_\_\_\_ idge

12. \_\_\_\_\_ itch

Circle the words with the sound of **e** as in **we**.

Underline the words that have a silent **e** as in **make**.

glance

freedom

snowflake

between

trouble

secret

eclipse

bridge

Match syllables to make spelling words.

Write the complete words on the lines.

1. hun \_\_\_\_\_ cret

2. se \_\_\_\_\_ gry

3. laun \_\_\_\_\_ ble

4. trou \_\_\_\_\_ light

5. twi \_\_\_\_\_ dry

6. be \_\_\_\_\_ dom

7. snow \_\_\_\_\_ flake

8. free \_\_\_\_\_ tween

1. \_\_\_\_\_ hungry

2. \_\_\_\_\_

3. \_\_\_\_\_

4. \_\_\_\_\_

5. \_\_\_\_\_

6. \_\_\_\_\_

7. \_\_\_\_\_

8. \_\_\_\_\_

# Edit for Spelling

## Building Spelling Skills

WEEK  
1

Circle the word in each row that is spelled correctly.

- |            |          |          |         |
|------------|----------|----------|---------|
| 1. freedom | fredom   | freedum  | ferdom  |
| 2. betwen  | between  | beetwen  | betwin  |
| 3. twiliht | tylight  | twilight | twilite |
| 4. atract  | attract  | attracte | attrat  |
| 5. trouble | truble   | troubl   | troubel |
| 6. applad  | applaude | applawd  | applaud |
| 7. bredge  | bridg    | bridge   | brige   |
| 8. secrat  | secret   | seecret  | secrit  |

Circle the misspelled words in the sentences.  
Write them correctly on the lines.

1. One glanc at the food and I was hugry.

\_\_\_\_\_

2. Would you like to swich to a new lawndry soap?

\_\_\_\_\_

3. Please dascribe the slimee bug.

\_\_\_\_\_

4. Gravety pulled the snoflak to the ground.

\_\_\_\_\_

5. The burgler was caught during an eclips of the sun.

\_\_\_\_\_

# Building Spelling Skills

WEEK  
2

## Spelling List

This Week's Focus:

- Spell words with consonant digraphs spelled **th**, **ch**, **tch**, and **wh**
- Spell words with the /**ər**/ sound spelled **er** and **ir**
- Spell words that begin with **spr** and **thr**

### STEP 1 Read and Spell

- attach
- where
- sandwich
- change
- watch
- singer
- slippery
- spring
- gather
- these
- thread
- athlete
- worth
- thirsty
- whisper
- whistle
- awhile
- nowhere
- \_\_\_\_\_ bonus word
- \_\_\_\_\_ bonus word

fold

### STEP 2 Copy and Spell


### STEP 3 Cover and Spell


# Word Meaning

## Building Spelling Skills

WEEK  
**2**

Fill in the blanks.

1. Do you know \_\_\_\_\_ he put the bottle of \_\_\_\_\_ water?  
(where, nowhere) (spring, these)
2. The \_\_\_\_\_ wanted to rest \_\_\_\_\_.  
(worth, athlete) (awhile, nowhere)
3. Blow your \_\_\_\_\_ and have the students \_\_\_\_\_ by the flagpole.  
(whisper, whistle) (attach, gather)
4. Would you please \_\_\_\_\_ children?  
(watch, where) (nowhere, these)
5. I don't like peanut butter. May I \_\_\_\_\_ my \_\_\_\_\_?  
(attach, change) (thread, sandwich)
6. The \_\_\_\_\_ performs the song in a \_\_\_\_\_.  
(worth, singer) (whisper, nowhere)
7. He was \_\_\_\_\_, but there was \_\_\_\_\_ in the desert to get a drink.  
(attach, thirsty) (nowhere, where)
8. The slide isn't \_\_\_\_\_ much if it isn't \_\_\_\_\_.  
(worth, attach) (slippery, thread)

## My Spelling Dictation

Write the sentences. Circle the spelling words.

1. \_\_\_\_\_  
\_\_\_\_\_  
\_\_\_\_\_
2. \_\_\_\_\_  
\_\_\_\_\_  
\_\_\_\_\_

Answer the questions using spelling words.

- Which words contain the digraph **th**?  
Circle every **th** that has the sound you hear in **thin** or **the**.

these \_\_\_\_\_  
\_\_\_\_\_

- Which words contain the digraph **ch**?  
Circle every **ch** that has the sound you hear in **chin**.

\_\_\_\_\_

- Which word contains the digraph **tch**?  
Circle the **tch** that has the sound you hear in **catch**.

\_\_\_\_\_

- Which words contain the digraph **wh**?

\_\_\_\_\_  
\_\_\_\_\_

Fill in the missing digraphs to make spelling words.

th

ch

tch

wh

- |               |              |                 |
|---------------|--------------|-----------------|
| 1. no_____ere | 6. a_____ile | 11. _____read   |
| 2. _____irsty | 7. wor_____  | 12. _____isper  |
| 3. wa_____    | 8. ga_____er | 13. sandwi_____ |
| 4. _____ere   | 9. _____ange | 14. a_____lete  |
| 5. atta_____  | 10. _____ese | 15. _____istle  |

Underline the words that are spelled correctly.

sandwitch

singor

slippery

worth

awile

thes

spring

wisper

nowhere

wach

whistle

thursty

Circle the misspelled words in the sentences.

Write them correctly on the lines.

1. Atach a note to the sack containing the sandwech.

\_\_\_\_\_

2. The athle was thirsdy.

\_\_\_\_\_

3. Everyone wached the singr.

\_\_\_\_\_

4. Please whispor awile before the play begins.

\_\_\_\_\_

5. No where are seashells wurth more than here.

\_\_\_\_\_

6. I like to whistel when winter changs to spring.

\_\_\_\_\_

## This Week's Focus:

- ## STEP 1 Read and Spell

20. \_\_\_\_\_  
bonus word

## STEP 2 Copy and Spell

### STEP 3 Cover and Spell



# Word Meaning

## Building Spelling Skills

WEEK  
**3**

Fill in the blanks.

able

space

stranger

grade

display

explain

neighbor

weigh

April

ankle

1. I'm in the fourth \_\_\_\_\_ at school.
2. My next-door \_\_\_\_\_ moved in during the month of \_\_\_\_\_.
3. My mom says to never talk to a \_\_\_\_\_.
4. Let me \_\_\_\_\_ why I want to borrow a dollar.
5. I hurt my \_\_\_\_\_, but I'm \_\_\_\_\_ to walk on it.
6. I \_\_\_\_\_ 60 pounds.
7. I will put my dog on \_\_\_\_\_ at the next dog show.
8. My dentist said I didn't have enough \_\_\_\_\_ between my teeth.

## My Spelling Dictation

Write the sentences. Circle the spelling words.

1. \_\_\_\_\_  
\_\_\_\_\_  
\_\_\_\_\_
2. \_\_\_\_\_  
\_\_\_\_\_  
\_\_\_\_\_

# Word Study

## Building Spelling Skills

WEEK  
**3**

List the spelling words with the sound of long **a**.

Then circle the letters that make the long **a** sound. Circle the letters **a**, **ai**, **ay**, **ei**, or **eigh**.

1. explain

2. \_\_\_\_\_

3. \_\_\_\_\_

4. \_\_\_\_\_

5. \_\_\_\_\_

6. \_\_\_\_\_

7. \_\_\_\_\_

8. \_\_\_\_\_

9. \_\_\_\_\_

10. \_\_\_\_\_

11. \_\_\_\_\_

12. \_\_\_\_\_

13. \_\_\_\_\_

List the spelling words with the sound of short **a**. Then circle the letters that make the short **a** sound.

1. \_\_\_\_\_

2. \_\_\_\_\_

3. \_\_\_\_\_

4. \_\_\_\_\_

5. \_\_\_\_\_

Match syllables to make words. Write the complete word on the line.

1. neigh      play

2. dis      bor

3. be      ger

4. ex      id

5. stran      gan

6. rap      plain

1. \_\_\_\_\_

2. \_\_\_\_\_

3. \_\_\_\_\_

4. \_\_\_\_\_

5. \_\_\_\_\_

6. \_\_\_\_\_

Circle the 15 misspelled words in the story below.  
Write them correctly on the lines.

### April's Space Report

April wrote a report and made a dicplay about spac. Her report begain with many facs. She explained how much a person would weighe on the moon, the rapide speed of light, and even strangor things. Her display had one mane feature, a picture of the freigt the space shuttle carries.

All of Apirl's hard work was rewarded. Her project was given an A grad. Latter that afternoon, April showed her project to her naighbor. Her nayhbor gave April a big hug.

_____	_____
_____	_____
_____	_____
_____	_____
_____	_____
_____	_____
_____	_____
_____	_____

# Building Spelling Skills

WEEK  
4

## Spelling List

This Week's Focus:

- Spell words with the short e sound
- Spell words with the long e sound spelled ea, ee, ei, ie, e, and eo

### STEP 1 Read and Spell

1. then
2. else
3. edge
4. when
5. tenth
6. empty
7. sketch
8. spelling
9. easy
10. eager
11. sneakers
12. mean
13. fifteen
14. receive
15. piece
16. believe
17. people
18. squeeze
19. \_\_\_\_\_  
bonus word
20. \_\_\_\_\_  
bonus word

fold

### STEP 2 Copy and Spell


### STEP 3 Cover and Spell


# Word Meaning

## Building Spelling Skills

WEEK  
4

Fill in the blanks with spelling words.

else

when

tenth

empty

sketch

easy

eager

sneakers

mean

fifteen

receive

piece

believe

spelling

people

squeeze

1. Fred tried to \_\_\_\_\_ all the juice out of the \_\_\_\_\_ of fruit.
2. What \_\_\_\_\_ could the \_\_\_\_\_ do but laugh?
3. There were \_\_\_\_\_ runners in the race. Frederica came in \_\_\_\_\_.
4. How many \_\_\_\_\_ words do you \_\_\_\_\_ you can spell correctly?
5. Does the \_\_\_\_\_ bag \_\_\_\_\_ that someone took our lunch?
6. Fred was always \_\_\_\_\_ to \_\_\_\_\_ pictures in art class.
7. The athlete found running \_\_\_\_\_ when she wore \_\_\_\_\_.
8. \_\_\_\_\_ will you \_\_\_\_\_ the letter?

## My Spelling Dictation

Write the sentences. Circle the spelling words.

1. \_\_\_\_\_  
\_\_\_\_\_  
\_\_\_\_\_  
\_\_\_\_\_
2. \_\_\_\_\_  
\_\_\_\_\_  
\_\_\_\_\_  
\_\_\_\_\_

# Word Study

## Building Spelling Skills

WEEK  
4

Underline the words with the long e sound.

Circle the letters that make the long e sound. Circle the letters e, ee, ie, ea, ei, eo, or y.

- |                    |             |             |              |
|--------------------|-------------|-------------|--------------|
| 1. <u>s</u> queeze | 6. sneakers | 11. mean    | 16. spelling |
| 2. else            | 7. sketch   | 12. fifteen | 17. people   |
| 3. believe         | 8. easy     | 13. receive | 18. then     |
| 4. when            | 9. eager    | 14. piece   |              |
| 5. tenth           | 10. empty   | 15. edge    |              |

Underline the words with the same vowel sound you hear in **bed**.

Circle the letter that makes that sound.

- |                 |             |              |            |
|-----------------|-------------|--------------|------------|
| 1. <u>w</u> hen | 6. edge     | 11. else     | 16. easy   |
| 2. mean         | 7. sketch   | 12. fifteen  | 17. people |
| 3. believe      | 8. spelling | 13. eager    | 18. then   |
| 4. piece        | 9. receive  | 14. squeeze  |            |
| 5. empty        | 10. tenth   | 15. sneakers |            |

Write the correct spelling for the long e sound in these words. Write **ie** or **ei**.

bel\_\_\_\_\_ve

rec\_\_\_\_\_ve

p\_\_\_\_\_ce

Write the spelling words that mean about the same as these words.

- |                 |       |                |       |
|-----------------|-------|----------------|-------|
| 1. grip         | _____ | 6. unkind      | _____ |
| 2. enthusiastic | _____ | 7. trust       | _____ |
| 3. part         | _____ | 8. drawing     | _____ |
| 4. void         | _____ | 9. border      | _____ |
| 5. get          | _____ | 10. effortless | _____ |

Circle the word in each row that is spelled correctly.

- |              |         |         |           |
|--------------|---------|---------|-----------|
| 1. beleive   | believ  | believe | beleev    |
| 2. peice     | piece   | piec    | pece      |
| 3. receive   | recieve | reciev  | resieve   |
| 4. eles      | else    | alse    | ellse     |
| 5. easy      | easee   | esy     | eazy      |
| 6. scetch    | skech   | skecth  | sketch    |
| 7. impty     | emty    | empty   | empte     |
| 8. meen      | mean    | mene    | meane     |
| 9. squeeze   | squeez  | squeeze | skweez    |
| 10. spelling | spelng  | spellin | speleling |
| 11. people   | people  | peple   | peopel    |
| 12. eager    | eger    | eagar   | aeger     |

Circle the misspelled words in the sentences. Write them correctly on the lines.

1. I was the tanth in a line of fifeteen peple.

\_\_\_\_\_

2. My sneekers got wet. Than my socks got wet.

\_\_\_\_\_

3. Whin did you want to play at my house?

\_\_\_\_\_

4. Do you know what els will happen if you stand too close to the edg?

\_\_\_\_\_

# Building Spelling Skills

WEEK  
5

## Spelling List

This Week's Focus:

- Spell words with the short i sound
- Spell words with the long i sound spelled i, y, igh, and uy

### STEP 1 Read and Spell

1. since
2. which
3. inch
4. string
5. picnic
6. shrimp
7. title
8. mind
9. wild
10. decide
11. why
12. skyscraper
13. buy
14. right
15. lightning
16. write
17. cypress
18. bicycle
19. \_\_\_\_\_  
bonus word
20. \_\_\_\_\_  
bonus word

fold

### STEP 2 Copy and Spell


### STEP 3 Cover and Spell




# Word Meaning

## Building Spelling Skills

WEEK  
**5**


Complete the crossword puzzle using spelling words.

### Down

1. to purchase
2. the name of a book
3. \_\_\_\_\_ one?
5. a thin rope; cord
6. an outdoor meal
9. not tame

### Across

3. a question word
4. a measurement
5. a building
7. to make up your mind
8. from then until now
9. to put words on paper
10. correct



## My Spelling Dictation

Write the sentences. Circle the spelling words.

1. \_\_\_\_\_  
\_\_\_\_\_  
\_\_\_\_\_
2. \_\_\_\_\_  
\_\_\_\_\_  
\_\_\_\_\_

# Word Study

## Building Spelling Skills

WEEK  
**5**

Write the spelling words in the correct column.

mind

inch

why

picnic

bicycle

which

skyscraper

lightning

shrimp

since

buy

write

title

wild

string

right

decide

cypress

**i** as in **fix**

---

---

---

---

---

---

---

**i** as in **pie**

---

---

---

---

---

---

---

---

---

---

---

Match syllables to make words. Write the complete words on the lines.

1. ti

cide

1. \_\_\_\_\_

2. pic

ning

2. \_\_\_\_\_

3. de

tle

3. \_\_\_\_\_

4. light

nic

4. \_\_\_\_\_

5. cy

press

5. \_\_\_\_\_

Circle the word in each row that is spelled correctly.

- |           |        |        |       |
|-----------|--------|--------|-------|
| 1. sens   | cince  | since  | senc  |
| 2. writ   | write  | rite   | rwrit |
| 3. string | streng | strin  | streg |
| 4. titl   | titel  | tittle | title |

Circle the 11 misspelled words below.  
Write them correctly on the lines.

### One Bad Picnic

The picnc was wilde. Wy, you ask? First, my bicyle had a flat on the way there. Second, there was liting and an inc of rain on the ground. Third, I couldn't dicide whitch to eat, shremp or fish. Fourth, a skiscraper blocked the sun. Finally, a cipress tree fell on our table.

_____	_____
_____	_____
_____	_____
_____	_____
_____	_____
_____	_____

# Building Spelling Skills

WEEK  
6

## Spelling List

This Week's Focus:

- Spell words with the short **o** sound
- Spell words with the long **o** sound spelled **o**, **ow**, **oa**, **ou**, and **oe**

### STEP 1 Read and Spell

- strong
- wrong
- copy
- cloth
- problem
- bottom
- whole
- explode
- control
- shown
- bowl
- October
- smoky
- coach
- throat
- toast
- doughnut
- foe
- \_\_\_\_\_ bonus word
- \_\_\_\_\_ bonus word

fold

### STEP 2 Copy and Spell


### STEP 3 Cover and Spell

# Word Meaning

## Building Spelling Skills

WEEK  
**6**

Answer the questions using spelling words.

1. Which spelling word is the antonym for...?

a. weak \_\_\_\_\_

b. part \_\_\_\_\_

c. give freedom \_\_\_\_\_

d. do differently \_\_\_\_\_

e. solution \_\_\_\_\_

f. right \_\_\_\_\_

g. top \_\_\_\_\_

h. friend \_\_\_\_\_

2. What do you call...?

a. a month in the fall \_\_\_\_\_

b. an object that holds breakfast cereal \_\_\_\_\_

c. a pastry with a hole in it \_\_\_\_\_

d. warm, browned bread \_\_\_\_\_

e. material for making clothes \_\_\_\_\_

f. the part of the body food goes down \_\_\_\_\_

g. a person who teaches soccer \_\_\_\_\_

## My Spelling Dictation

Write the sentences. Circle the spelling words.

1. \_\_\_\_\_

\_\_\_\_\_

\_\_\_\_\_

2. \_\_\_\_\_

\_\_\_\_\_

\_\_\_\_\_

# Word Study

## Building Spelling Skills

WEEK  
**6**

Write the spelling words in the correct column.

strong

foe

wrong

doughnut

throat

toast

coach

cloth

problem

copy

smoky

whole

explode

shown

bowl

bottom

**o** as in **fox**

**o** as in **hope**

---

---

---

---

---

---

---

---

---

---

---

---

---

---

---

---

Circle the silent letter or letters in each word.

wrong

whole

shown

bowl

explode

doughnut

foe

throat

# Edit for Spelling

## Building Spelling Skills

WEEK  
**6**

Circle the misspelled words in the sentences.

Write them correctly on the lines.

1. I enjoy eating a donat on a cold octobr morning.

\_\_\_\_\_

2. What went rong with the strang rope?

\_\_\_\_\_

3. Copee that probelm.

\_\_\_\_\_

4. I was shoan where to put my boal.

\_\_\_\_\_

5. The coch car on the train was too smokey.

\_\_\_\_\_

6. Are you a friend or fo?

\_\_\_\_\_

7. The tost got stuck in my throt.

\_\_\_\_\_

8. The hole battom of my pants got wet.

\_\_\_\_\_

9. I watched the fireworks explod.

\_\_\_\_\_

# Building Spelling Skills

WEEK  
7

## Spelling List

This Week's Focus:

- Spell words with the short **u** sound
- Spell words with the long **u** sound spelled **ue**, **u**, and **eau**

### STEP 1 Read and Spell

- blush
- crutch
- crunch
- grumpy
- much
- umpire
- uncle
- none
- does
- fuel
- cute
- cubicle
- human
- future
- usual
- uniform
- used
- beautiful
- \_\_\_\_\_ bonus word
- \_\_\_\_\_ bonus word

fold

### STEP 2 Copy and Spell

### STEP 3 Cover and Spell



# Word Meaning

## Building Spelling Skills

WEEK  
**7**

Write the letter of the meaning on the line in front of the spelling word.

- |       |             |                       |
|-------|-------------|-----------------------|
| _____ | 1. blush    | a. to grind or chew   |
| _____ | 2. crutch   | b. irritable          |
| _____ | 3. crunch   | c. to turn pink       |
| _____ | 4. grumpy   | d. a parent's brother |
| _____ | 5. much     | e. zero               |
| _____ | 6. umpire   | f. a person           |
| _____ | 7. uncle    | g. the time ahead     |
| _____ | 8. none     | h. many in number     |
| _____ | 9. does     | i. a sports judge     |
| _____ | 10. fuel    | j. common             |
| _____ | 11. cute    | k. performs an action |
| _____ | 12. cubicle | l. adorable           |
| _____ | 13. human   | m. a small space      |
| _____ | 14. future  | n. a support          |
| _____ | 15. usual   | o. an energy source   |

## My Spelling Dictation

Write the sentences. Circle the spelling words.

1. \_\_\_\_\_  
\_\_\_\_\_  
\_\_\_\_\_
2. \_\_\_\_\_  
\_\_\_\_\_  
\_\_\_\_\_

# Word Study

## Building Spelling Skills

WEEK  
**7**

Write the spelling words in the correct column.

blush  
crunch  
cute  
umpire

uniform  
human  
much  
none

usual  
grumpy  
fuel  
does

crutch  
cubicle  
uncle  
used

**u as in cup**

---

---

---

---

---

---

---

---

---

---

**u as in use**

---

---

---

---

---

---

---

---

Match syllables to make spelling words.  
Write the complete words on the lines.

1. grum    ture    \_\_\_\_\_
2. um      man    \_\_\_\_\_
3. hu      cle     \_\_\_\_\_
4. un      pire    \_\_\_\_\_
5. fu      py     \_\_\_\_\_

6. beau    u     ful    \_\_\_\_\_
7. un      i     al     \_\_\_\_\_
8. us      i     cle    \_\_\_\_\_
9. cub      ti    form   \_\_\_\_\_

Circle the 12 misspelled words below.  
Write them correctly on the lines.

### Soccer Is a Wonderful Game

Unless...

Your uncl says your unifurm is cut.

There's no fule in the van so non of the team players show up on time  
for the game.

The umpir is grompy.

The beutiful playing field is covered in mud.

You hear a crunh when you kick the ball.

You blash when you slip and fall.

You need a cruth to get off the field.

And finally, you don't get to play mutch.

_____	_____
_____	_____
_____	_____
_____	_____
_____	_____
_____	_____

# Building Spelling Skills

WEEK  
8

## Spelling List

This Week's Focus:

- Spell words with double consonants
- Divide words with double consonants into syllables

### STEP 1 Read and Spell

1. follow
2. matter
3. summer
4. million
5. dollar
6. scissors
7. cattle
8. address
9. office
10. supertime
11. blizzard
12. penny
13. wrapper
14. wallet
15. occurrence
16. village
17. collide
18. battle
19. \_\_\_\_\_  
bonus word
20. \_\_\_\_\_  
bonus word

fold

### STEP 2 Copy and Spell


### STEP 3 Cover and Spell


# Word Meaning

## Building Spelling Skills

WEEK  
**8**


Complete the crossword puzzle using spelling words.

### Down

1. a place of employment
3. the location of a building
4. to go behind
6. material
8. a large number
10. less than a nickel

### Across

2. a small town
5. a happening
7. a season
9. 8 quarters = 2 \_\_\_\_\_
11. a container for money
12. an outer paper covering



## My Spelling Dictation

Write the sentences. Circle the spelling words.

1. \_\_\_\_\_  
\_\_\_\_\_  
\_\_\_\_\_
2. \_\_\_\_\_  
\_\_\_\_\_  
\_\_\_\_\_

# Word Study

## Building Spelling Skills

WEEK  
8

Fill in the missing double letters to make spelling words.

cc dd ff ll mm nn pp rr ss tt zz

1. a\_\_\_\_\_ress

7. pe\_\_\_\_\_y

13. ma\_\_\_\_\_er

2. bli\_\_\_\_\_ard

8. mi\_\_\_\_\_ion

14. su\_\_\_\_\_er

3. wa\_\_\_\_\_et

9. vi\_\_\_\_\_age

15. ca\_\_\_\_\_le

4. co\_\_\_\_\_ide

10. ba\_\_\_\_\_le

16. do\_\_\_\_\_ar

5. o\_\_\_\_\_ice

11. fo\_\_\_\_\_ow

17. su\_\_\_\_\_ertime

6. wra\_\_\_\_\_er

12. sci\_\_\_\_\_ors

18. o\_\_\_\_\_u\_\_\_\_\_ence

Match syllables to make spelling words.

Write the complete words on the lines.

1. fol lide \_\_\_\_\_

7. vil ny \_\_\_\_\_

2. bat low \_\_\_\_\_

8. wal lar \_\_\_\_\_

3. mat ter \_\_\_\_\_

9. pen lage \_\_\_\_\_

4. col tle \_\_\_\_\_

10. scis let \_\_\_\_\_

5. of tle \_\_\_\_\_

11. dol sors \_\_\_\_\_

6. cat fice \_\_\_\_\_

12. mil lion \_\_\_\_\_

Circle the words that are spelled correctly.

folow

dollar

walet

village

collide

batle

matler

cattle

rapper

peny

occurence

suppertime

million

adress

summer

scisors

Circle the misspelled words in the sentences.  
Write them correctly on the lines.

1. My office is in a small villag.

\_\_\_\_\_

2. My addres is 402 Sumer Lane.

\_\_\_\_\_

3. I folow the rule to never run with scisors.

\_\_\_\_\_

4. Your change is four dollers and one pennie.

\_\_\_\_\_

5. The blizzerd must have had a millon snowflakes.

\_\_\_\_\_

6. Did you see the catle batle over that salt lick?

\_\_\_\_\_

# Building Spelling Skills

WEEK  
9

## Spelling List

This Week's Focus:

- Spell time and calendar words
- Identify word origins

### STEP 1 Read and Spell

1. Tuesday
2. Wednesday
3. Thursday
4. Saturday
5. January
6. February
7. July
8. August
9. September
10. November
11. month
12. year
13. holiday
14. autumn
15. season
16. calendar
17. second
18. minute
19. \_\_\_\_\_  
bonus word
20. \_\_\_\_\_  
bonus word

fold

### STEP 2 Copy and Spell

### STEP 3 Cover and Spell



# Word Meaning

## Building Spelling Skills

WEEK

9

Answer these questions using spelling words.

1. Name the months.

a. \_\_\_\_\_

b. \_\_\_\_\_

c. \_\_\_\_\_

d. \_\_\_\_\_

e. \_\_\_\_\_

f. \_\_\_\_\_

2. Name the days of the week.

a. \_\_\_\_\_

b. \_\_\_\_\_

c. \_\_\_\_\_

d. \_\_\_\_\_

3. What has 12 months in it?

\_\_\_\_\_

4. What has about 30 days in it?

\_\_\_\_\_

Fill in the blanks using spelling words.

1. Autumn is one of the four \_\_\_\_\_.

2. A \_\_\_\_\_ can be used to know the day and date.

## My Spelling Dictation

Write the sentences. Circle the spelling words.

1. \_\_\_\_\_

\_\_\_\_\_

\_\_\_\_\_

2. \_\_\_\_\_

\_\_\_\_\_

\_\_\_\_\_

# Word Study

## Building Spelling Skills

WEEK

9

The days of the week are named for the sun, moon, and figures from mythology.

Write the letter of the word origin on the line in front of the day.

- |       |              |                                  |
|-------|--------------|----------------------------------|
| _____ | 1. Sunday    | a. moon                          |
| _____ | 2. Monday    | b. Tiu, god of war               |
| _____ | 3. Tuesday   | c. sun                           |
| _____ | 4. Wednesday | d. Saturn, Roman god of farming  |
| _____ | 5. Thursday  | e. Freya, Norse goddess of love  |
| _____ | 6. Friday    | f. Thor, Norse god of thunder    |
| _____ | 7. Saturday  | g. Woden, king of the Norse gods |

The names of the months come from Latin, the language spoken in ancient Rome.

Write the letter of the Latin word on the line in front of the month.

- |       |              |                                |
|-------|--------------|--------------------------------|
| _____ | 1. January   | a. octo                        |
| _____ | 2. February  | b. decem                       |
| _____ | 3. March     | c. februa                      |
| _____ | 4. April     | d. septem                      |
| _____ | 5. May       | e. novem                       |
| _____ | 6. June      | f. Janus                       |
| _____ | 7. July      | g. aprilis                     |
| _____ | 8. August    | h. Maia                        |
| _____ | 9. September | i. Mars                        |
| _____ | 10. October  | j. Juno                        |
| _____ | 11. November | k. named after Augustus Caesar |
| _____ | 12. December | l. named after Julius Caesar   |

Circle the words that are spelled correctly.

September

seeson

calendr

holiday

year

month

Thursday

Tuesday

atumn

Augest

July

Satureday

February

second

minate

Wednesday

Circle the misspelled words in the sentences.  
Write them correctly on the lines.

1. Our holeday starts on Wednsday.

\_\_\_\_\_

2. Please find the mounth of Janary on the calendar.

\_\_\_\_\_

3. How many mintes and seconts did I take to run four laps?

\_\_\_\_\_

4. Tusday and Thersday are the days we have art class.

\_\_\_\_\_

5. Juli 4th is an important day in the United States.

\_\_\_\_\_

6. I enjoy watching Satarday morning cartoons.

\_\_\_\_\_

# Building Spelling Skills

WEEK  
10

## Spelling List

This Week's Focus:

- Spell words with the schwa sound
- Spell words with the short u sound spelled o

### STEP 1 Read and Spell

- across
- alone
- among
- brother
- again
- front
- banana
- appear
- compass
- pedal
- given
- heaven
- mountain
- ocean
- cousin
- purchase
- often
- color
- \_\_\_\_\_ bonus word
- \_\_\_\_\_ bonus word

fold

### STEP 2 Copy and Spell


### STEP 3 Cover and Spell


# Word Meaning

## Building Spelling Skills

WEEK  
10

Fill in the blanks with spelling words.

1. I went to the store to \_\_\_\_\_ a yellow \_\_\_\_\_.
2. I use a \_\_\_\_\_ to navigate my boat on the \_\_\_\_\_.
3. I had to \_\_\_\_\_ my bike \_\_\_\_\_ a bridge.
4. The climber reached the peak of the \_\_\_\_\_.
5. When my puppy is left \_\_\_\_\_, he starts to whine.
6. How \_\_\_\_\_ do you think the puppy will whine tonight?
7. I was \_\_\_\_\_ a red flower. That is my favorite \_\_\_\_\_.
8. Do you know my \_\_\_\_\_ and my \_\_\_\_\_?
9. Who will \_\_\_\_\_ when we knock on the \_\_\_\_\_ door?
10. I hope to see you \_\_\_\_\_ tomorrow.

# My Spelling Dictation

Write the sentences. Circle the spelling words.

1. \_\_\_\_\_  
\_\_\_\_\_  
\_\_\_\_\_
2. \_\_\_\_\_  
\_\_\_\_\_  
\_\_\_\_\_

Write the symbol ə over the letter or letters that make the schwa sound.

ə

across

alone

among

again

about

appear

brother

banana

compass

heaven

mountain

ocean

cousin

given

often

Divide these words into syllables.

1. across      a  cross  

10. given                                    

2. alone                                    

11. heaven                                    

3. among                                    

12. ocean                                    

4. again                                    

13. cousin                                    

5. appear                                    

14. purchase                                    

6. mountain                                    

15. often                                    

7. brother                                    

16. color                                    

8. compass                                    

17. pedal                                    

9. banana

# Edit for Spelling

## Building Spelling Skills

WEEK  
10

Circle the word in each row that is spelled correctly.

- |            |        |         |         |
|------------|--------|---------|---------|
| 1. heven   | heaven | heavan  | heavun  |
| 2. ocean   | ocein  | osean   | oshun   |
| 3. collor  | colar  | coler   | color   |
| 4. pedel   | pedal  | pedle   | peddel  |
| 5. apear   | apper  | appere  | appear  |
| 6. again   | agin   | agan    | ugin    |
| 7. bananna | banana | banaana | bannana |
| 8. frunt   | frant  | front   | phrunt  |

Circle the misspelled words in the sentences.  
Write them correctly on the lines.

1. My cousan, brothur, and I went on a hike acros the mowntens.

\_\_\_\_\_  
\_\_\_\_\_

2. We pruchased a compas so we wouldn't get lost among all the trees.

\_\_\_\_\_

3. It was awful to be all alon at night in the forest.

\_\_\_\_\_

4. How ofton would you go on a hike if you were givan the chance?

\_\_\_\_\_

**WEEK**  
**11**

## This Week's Focus:

- © Evan-Moor Corp.



# Word Meaning

## Building Spelling Skills

WEEK  
11

Fill in the blanks with spelling words.

1. \_\_\_\_\_ all done with my homework.
2. I \_\_\_\_\_ want to do homework after 7 \_\_\_\_\_.
3. I wonder \_\_\_\_\_ knocking at the door?
4. Why \_\_\_\_\_ you playing outside?
5. It \_\_\_\_\_ my job to clean your room.
6. \_\_\_\_\_ anyone see what happened?
7. \_\_\_\_\_ time to go to school.
8. \_\_\_\_\_ going to our dance class.
9. \_\_\_\_\_ my best friend.

## My Spelling Dictation

Write the sentences. Circle the spelling words.

1. \_\_\_\_\_  
\_\_\_\_\_  
\_\_\_\_\_
2. \_\_\_\_\_  
\_\_\_\_\_  
\_\_\_\_\_

# Word Study

## Building Spelling Skills

WEEK  
11

A contraction is a word formed from two words by leaving out some letters. Use an apostrophe to replace any missing letters.

Write the contraction. Then write the missing letter or letters.

- |                  |                             |                             |
|------------------|-----------------------------|-----------------------------|
| 1. are not       | <u>aren't</u>               | <u>o</u>                    |
| 2. do not        | <u>                    </u> | <u>                    </u> |
| 3. you will      | <u>                    </u> | <u>                    </u> |
| 4. they have     | <u>                    </u> | <u>                    </u> |
| 5. could have    | <u>                    </u> | <u>                    </u> |
| 6. they would    | <u>                    </u> | <u>                    </u> |
| 7. who is        | <u>                    </u> | <u>                    </u> |
| 8. it is         | <u>                    </u> | <u>                    </u> |
| 9. I am          | <u>                    </u> | <u>                    </u> |
| 10. is not       | <u>                    </u> | <u>                    </u> |
| 11. we are       | <u>                    </u> | <u>                    </u> |
| 12. of the clock | <u>                    </u> | <u>                    </u> |
| 13. have not     | <u>                    </u> | <u>                    </u> |
| 14. could not    | <u>                    </u> | <u>                    </u> |
| 15. you are      | <u>                    </u> | <u>                    </u> |
| 16. they are     | <u>                    </u> | <u>                    </u> |
| 17. that is      | <u>                    </u> | <u>                    </u> |
| 18. did not      | <u>                    </u> | <u>                    </u> |

Write the missing apostrophe in the correct place.

- |            |            |             |
|------------|------------|-------------|
| 1. Im      | 7. youll   | 13. havent  |
| 2. its     | 8. dont    | 14. couldnt |
| 3. whos    | 9. arent   | 15. youre   |
| 4. theyd   | 10. isnt   | 16. thats   |
| 5. couldve | 11. were   | 17. theyre  |
| 6. theyve  | 12. oclock | 18. didnt   |
- 

Circle the misspelled words in the sentences.

Write them correctly on the lines.

1. Please doen't sit in that chair.

\_\_\_\_\_

2. They're going to the store at 4 ol'clock.

\_\_\_\_\_

3. Who'se seen my cat? I doen't know where he's gone!

\_\_\_\_\_

4. You'r my best friend. Were' always having fun together.

\_\_\_\_\_

5. Thats what Im' going to do. You'l want to do it, too. Its fun.

\_\_\_\_\_

\_\_\_\_\_

# Building Spelling Skills

WEEK  
12

## Spelling List

This Week's Focus:

- Spell compound words

### STEP 1 Read and Spell

1. anyone
2. however
3. everything
4. himself
5. birthday
6. herself
7. somewhere
8. afternoon
9. chalkboard
10. daydream
11. downstairs
12. grandparents
13. breakfast
14. outfield
15. scarecrow
16. nobody
17. dragonfly
18. keyboard
19. \_\_\_\_\_  
bonus word
20. \_\_\_\_\_  
bonus word

fold

### STEP 2 Copy and Spell


### STEP 3 Cover and Spell


# Word Meaning

## Building Spelling Skills

WEEK  
12


Complete the crossword puzzle using spelling words.

### Down

1. in baseball, the area farthest from home plate
2. an early meal
3. a celebration
5. an insect
6. fantasy
7. where fingers go on computers

### Across

4. the opposite of **herself**
8. one of your parents' parents
9. no one
10. any person
11. a figure made of straw



## My Spelling Dictation

Write the sentences. Circle the spelling words.

1. \_\_\_\_\_

\_\_\_\_\_

\_\_\_\_\_

2. \_\_\_\_\_

\_\_\_\_\_

\_\_\_\_\_

# Word Study

## Building Spelling Skills

WEEK  
12

A compound word is made from two shorter words.

Use one word from each column to make compound words. Cross out each word as you use it. Check your spelling to make sure that you form the compound words correctly.

### Column 1

### Column 2

### Compound Words

chalk

parents

1. \_\_\_\_\_

some

noon

2. \_\_\_\_\_

after

ever

3. \_\_\_\_\_

how

self

4. \_\_\_\_\_

her

where

5. \_\_\_\_\_

grand

board

6. \_\_\_\_\_

Place a / between the parts of these compound words.

1. any/one

10. daydream

2. however

11. downstairs

3. everything

12. grandparents

4. himself

13. breakfast

5. birthday

14. outfield

6. herself

15. scarecrow

7. somewhere

16. nobody

8. afternoon

17. dragonfly

9. chalkboard

18. keyboard

# Edit for Spelling

## Building Spelling Skills

WEEK  
12

Circle the misspelled words in the sentences.

Write them correctly on the lines.

1. Will any one who is having a birth day please stand up?

\_\_\_\_\_

2. She wanted to do it her self. He wanted to do it himself.

\_\_\_\_\_

3. This is every thing a dragon fly would eat.

\_\_\_\_\_

4. Somewhere on my key borad is the key I need.

\_\_\_\_\_

5. The teacher wrote the word "outfeild" on the chalk board.

\_\_\_\_\_

6. No body knew the name of the scarcrow.

\_\_\_\_\_

7. My grandparants always have break fast early in the morning.

\_\_\_\_\_

8. He was day dreaming down stairs in a soft chair.

\_\_\_\_\_

Circle the word in each row that is spelled correctly.

- |                |             |            |            |
|----------------|-------------|------------|------------|
| 1. out field   | outfield    | out-field  | outfeild   |
| 2. afternoon   | after noon  | after-noon | afternun   |
| 3. every-thing | every thing | evrything  | everything |
| 4. brakefast   | breakfast   | break fast | break-fast |
| 5. no body     | no-body     | nobody     | noobody    |

# Building Spelling Skills

WEEK  
13

## Spelling List

This Week's Focus:

- Spell words with the endings **-ing** and **-ed**

### STEP 1 Read and Spell

1. lived
2. living
3. rattled
4. rattling
5. studied
6. studying
7. traveled
8. traveling
9. changed
10. changing
11. appeared
12. appearing
13. raced
14. racing
15. hoped
16. hoping
17. wrapped
18. wrapping
19. \_\_\_\_\_  
bonus word
20. \_\_\_\_\_  
bonus word

fold

### STEP 2 Copy and Spell


### STEP 3 Cover and Spell




# Word Meaning

## Building Spelling Skills

WEEK  
13

Complete these tasks using spelling words.

1. Write three verbs that are in the present tense.

\_\_\_\_\_

2. Write three verbs that are in the past tense.

\_\_\_\_\_

3. Write the base word that means...

a. to go on a journey

\_\_\_\_\_

b. to learn

\_\_\_\_\_

c. to move quickly

\_\_\_\_\_

d. to switch or alter

\_\_\_\_\_

e. to exist

\_\_\_\_\_

f. to wish

\_\_\_\_\_

g. to clatter

\_\_\_\_\_

h. to show up

\_\_\_\_\_

## My Spelling Dictation

Write the sentences. Circle the spelling words.

1. \_\_\_\_\_

\_\_\_\_\_

\_\_\_\_\_

2. \_\_\_\_\_

\_\_\_\_\_

\_\_\_\_\_

# Word Study

## Building Spelling Skills

WEEK  
13

Add **ing** to the base words. Write the new word on the line.  
Check the box that shows how you changed the word.

1. live living
2. wrap \_\_\_\_\_
3. rattle \_\_\_\_\_
4. hope \_\_\_\_\_
5. study \_\_\_\_\_
6. race \_\_\_\_\_
7. travel \_\_\_\_\_
8. change \_\_\_\_\_
9. appear \_\_\_\_\_

no change	drop e	double final consonant
	✓	

Add **ed** to the base words. Write the new word on the line.  
Check the box that shows how you changed the word.

1. live \_\_\_\_\_
2. wrap \_\_\_\_\_
3. rattle \_\_\_\_\_
4. hope \_\_\_\_\_
5. study \_\_\_\_\_
6. race \_\_\_\_\_
7. travel \_\_\_\_\_
8. change \_\_\_\_\_
9. appear \_\_\_\_\_

no change	change y to i	drop e	double final consonant

Circle the word in each row that is spelled correctly.

- |              |           |            |           |
|--------------|-----------|------------|-----------|
| 1. rattling  | ratling   | ratteling  | rattlling |
| 2. raceing   | racing    | rasing     | rassing   |
| 3. travelled | trawled   | travled    | traveled  |
| 4. chanjing  | changeing | changing   | changeng  |
| 5. apeating  | appearing | appearring | appering  |

Circle the 8 misspelled words below.  
Write the words correctly on the lines.

### Changing Appearances

Ian was travel down a dirt road. He race to one side of the road and saw a tiny object hanging from a tree branch. He study the object for a long time. After a while, it changd. The wraping around the object split open. Perhaps, Ian thought, something live inside and wanted out. Right before Ian's eyes appear a butterfly. It was beautiful! Ian hope he would see the butterfly again someday.

_____	_____
_____	_____
_____	_____
_____	_____

## This Week's Focus:

- ## STEP 1 Read and Spell

19. \_\_\_\_\_  
bonus word

20. \_\_\_\_\_  
bonus word

## STEP 2 Copy and Spell

### STEP 3 Cover and Spell

# Word Meaning

## Building Spelling Skills

WEEK  
**14**


Complete the crossword puzzle using spelling words.

### Down

1. less active than another person
2. doing more than anyone
3. larger than another thing
5. less smooth
6. more spotless
8. arriving before another person

### Across

4. larger than anything
6. the opposite of **smoothest**
7. the most spotless
9. arriving before anyone
10. more weighty



## My Spelling Dictation

Write the sentences. Circle the spelling words.

1. \_\_\_\_\_  
\_\_\_\_\_  
\_\_\_\_\_
2. \_\_\_\_\_  
\_\_\_\_\_  
\_\_\_\_\_

# Word Study

## Building Spelling Skills

WEEK  
14

Add **er** to the base words. Write the new word on the line.  
Check the box that shows how you changed the word.

1. clean \_\_\_\_\_
2. big \_\_\_\_\_
3. early \_\_\_\_\_
4. quick \_\_\_\_\_
5. busy \_\_\_\_\_
6. rough \_\_\_\_\_
7. heavy \_\_\_\_\_
8. happy \_\_\_\_\_
9. lazy \_\_\_\_\_

no change	change <b>y</b> to <b>i</b>	double final consonant

Add **est** to the base words. Write the new word on the line.  
Check the box that shows how you changed the word.

1. clean \_\_\_\_\_
2. big \_\_\_\_\_
3. early \_\_\_\_\_
4. quick \_\_\_\_\_
5. busy \_\_\_\_\_
6. rough \_\_\_\_\_
7. heavy \_\_\_\_\_
8. happy \_\_\_\_\_
9. lazy \_\_\_\_\_

no change	change <b>y</b> to <b>i</b>	double final consonant

# Edit for Spelling

## Building Spelling Skills

WEEK  
14

Circle the words that are spelled correctly.

earliest

busy

biggiest

quick

heaviest

besiest

biggier

quicker

lazy

buser

cleanest

happiest

laziest

roughest

cleanier

happiest

Circle the incorrect word in each sentence.  
Write it correctly on the line.

1. My dog is biggest than your dog. \_\_\_\_\_
2. I'm the earlest person here. \_\_\_\_\_
3. This is the lazier turtle in the zoo. \_\_\_\_\_
4. Who is happier, Angela or Elizabeth? \_\_\_\_\_
5. My rock is heaviest than your rock. \_\_\_\_\_
6. I'm busiest in the summer. \_\_\_\_\_
7. Which way is the quickest? \_\_\_\_\_
8. You have the cleaniest room in the house! \_\_\_\_\_
9. This wood feels roughor than that wood. \_\_\_\_\_
10. You seem to be the hapiest person here. \_\_\_\_\_
11. The teacher looks busyer than the students. \_\_\_\_\_

## This Week's Focus:

- Spell words with the /ur/ sound spelled **er**, **ir**, **ur**, **ear**, **or**, and **ar**

**STEP**  
**1**

1. early
2. earth
3. search
4. service
5. wonder
6. surface
7. curly
8. shirt
9. thirty
10. doctor
11. sailor
12. shower
13. bakery
14. another
15. barber
16. collar
17. worse
18. world

19. \_\_\_\_\_  
bonus word

20. \_\_\_\_\_  
bonus word

**STEP**  
**2**

**STEP 3**



# Word Meaning

## Building Spelling Skills

WEEK  
15

Fill in the blanks with spelling words.

1. Before you wash your \_\_\_\_\_, rub soap on the \_\_\_\_\_.
2. There's nothing \_\_\_\_\_ in this \_\_\_\_\_ than wobbly skates.
3. The \_\_\_\_\_ told the \_\_\_\_\_ he was seasick.
4. The \_\_\_\_\_ cut off all the boy's \_\_\_\_\_ hair.
5. The dry \_\_\_\_\_ welcomes the rain \_\_\_\_\_.
6. With such bad \_\_\_\_\_, it is a \_\_\_\_\_ how this  
\_\_\_\_\_ stays in business.
7. The \_\_\_\_\_ bird usually gets the worm, but this time  
\_\_\_\_\_ bird got it.
8. Can a submarine dive \_\_\_\_\_ miles below the \_\_\_\_\_  
of the ocean?

## My Spelling Dictation

Write the sentences. Circle the spelling words.

1. \_\_\_\_\_  
\_\_\_\_\_  
\_\_\_\_\_  
\_\_\_\_\_
2. \_\_\_\_\_  
\_\_\_\_\_  
\_\_\_\_\_  
\_\_\_\_\_

Fill in the missing letters to make spelling words.

or er ar ur ir

1. doct\_\_\_\_\_

8. s\_\_\_\_\_vice

2. barb\_\_\_\_\_

9. w\_\_\_\_\_se

3. show\_\_\_\_\_

10. bak\_\_\_\_\_y

4. wond\_\_\_\_\_

11. w\_\_\_\_\_ld

5. sail\_\_\_\_\_

12. th\_\_\_\_\_ty

6. anoth\_\_\_\_\_

13. c\_\_\_\_\_ly

7. doll\_\_\_\_\_

14. sh\_\_\_\_\_t

Divide these words into syllables. Check your answers in a dictionary.

1. early \_\_\_\_\_

7. surface \_\_\_\_\_

2. thirty \_\_\_\_\_

8. curly \_\_\_\_\_

3. doctor \_\_\_\_\_

9. sailor \_\_\_\_\_

4. service \_\_\_\_\_

10. shower \_\_\_\_\_

5. wonder \_\_\_\_\_

11. dollar \_\_\_\_\_

6. barber \_\_\_\_\_

12. collar \_\_\_\_\_

Circle the 12 misspelled words below.  
Write them correctly on the lines.

### Earth Day Excitement

Ms. Spring brought her class of therty students to an Erth Day workshop. They learned many things about caring for our world.

1. A rain showor can wash away the top serface of soil that doesn't have plants growing in it.
2. The survice of a tree docter may be needed to save a sick tree.
3. There's nothing much wors you can do than pollute groundwater.

Ms. Spring's class stayed at the workshop until erly evening. When it was time to go, everyone had to sarch for a missing student. It didn't take long to find her because her bright white sailer suit and cerly red hair stood out in the crowd.

_____	_____
_____	_____
_____	_____
_____	_____
_____	_____
_____	_____

## This Week's Focus:

- ## STEP 1 Read and Spell

19. \_\_\_\_\_  
bonus word

20. \_\_\_\_\_  
bonus word

## STEP 2 Copy and Spell

### STEP 3 Cover and Spell

# Word Meaning

## Building Spelling Skills

WEEK  
**16**


Complete the crossword puzzle using spelling words.

### Down

1. several trips
2. a single plant part
3. an admired person
6. parts of plants
7. more than one trench
8. a trench
9. many house coverings
12. a root vegetable

### Across

4. several wild canines
5. a single trip
10. several groups of relatives
11. a wild canine
13. persons of great courage
14. more than two root vegetables
15. a house covering



## My Spelling Dictation

Write the sentences. Circle the spelling words.

1. \_\_\_\_\_  
 \_\_\_\_\_  
 \_\_\_\_\_
2. \_\_\_\_\_  
 \_\_\_\_\_  
 \_\_\_\_\_

# Word Study

## Building Spelling Skills

WEEK  
**16**

Change each singular noun to its plural form.

Check the box that shows how you changed the word.

	add <b>s</b> or <b>es</b>	change <b>y</b> to <b>i</b> add <b>es</b>	change <b>f</b> to <b>v</b> add <b>es</b>
1. leaf _____			
2. hero _____			
3. potato _____			
4. family _____			
5. ditch _____			
6. wolf _____			
7. library _____			
8. journey _____			

Divide these words into syllables.

- heroes \_\_\_\_\_
- ditches \_\_\_\_\_
- journeys \_\_\_\_\_
- potatoes \_\_\_\_\_
- families \_\_\_\_\_
- libraries \_\_\_\_\_

Circle the words that are spelled correctly.

familes

libraries

leafs

heros

potatoes

ditches

journeyes

roofes

wolves

Circle the misspelled words in the sentences.  
Write them correctly on the lines.

1. My famile looks for aluminum cans in ditchs.

\_\_\_\_\_

2. The herow of the story ate potatos.

\_\_\_\_\_

3. There were a lot of leafs on the rooves.

\_\_\_\_\_

4. The wolfs went on a long journy.

\_\_\_\_\_

5. All the familes in my neighborhood like to go to the librare.

\_\_\_\_\_

6. He made one last effort to keep the rouf from catching fire.

\_\_\_\_\_

7. My dog, who is part woolf, is over there chasing a leef.

\_\_\_\_\_

8. Books about heros can be found in all libraryes.

\_\_\_\_\_

# Building Spelling Skills

WEEK  
17

## Spelling List

This Week's Focus:

- Spell words with the /aw/ sound spelled **al**, **ough**, **o**, **au**, and **aw**

### STEP 1 Read and Spell

- also
- bought
- cough
- almost
- false
- officer
- soft
- stalk
- halt
- faucet
- saucer
- caution
- lawyer
- awesome
- stall
- crawl
- awful
- because
- \_\_\_\_\_ bonus word
- \_\_\_\_\_ bonus word

fold

### STEP 2 Copy and Spell


### STEP 3 Cover and Spell



# Word Meaning

Answer the questions using spelling words.

1. Which spelling word is a synonym for...?

a. too \_\_\_\_\_

b. creep \_\_\_\_\_

c. untrue \_\_\_\_\_

d. gentle \_\_\_\_\_

2. Which spelling word is an antonym for...?

a. hard \_\_\_\_\_

b. go \_\_\_\_\_

c. true \_\_\_\_\_

d. sold \_\_\_\_\_

3. Which spelling word means...?

a. a person who enforces the law

\_\_\_\_\_

b. a plumbing fixture

\_\_\_\_\_

c. a cup's partner

\_\_\_\_\_

d. a person who studies the law

\_\_\_\_\_

e. to expel air noisily

\_\_\_\_\_

f. for the reason that

\_\_\_\_\_

g. in addition

\_\_\_\_\_

h. to move on all fours

\_\_\_\_\_

## My Spelling Dictation

Write the sentences. Circle the spelling words.

1. \_\_\_\_\_

\_\_\_\_\_

\_\_\_\_\_

2. \_\_\_\_\_

\_\_\_\_\_

\_\_\_\_\_

# Word Study

## Building Spelling Skills

WEEK  
17

Write the spelling words in the correct boxes.

also	bought	cough	almost	false	officer
soft	stalk	halt	faucet	saucer	caution
lawyer	awesome	stall	crawl	awful	because

a as in fall	au as in caught	aw as in law	o as in loft	ou as in trough

Match syllables to make words.

Write the complete words on the lines.

- |        |       |          |
|--------|-------|----------|
| 1. be  | some  | 1. _____ |
| 2. awe | cause | 2. _____ |
| 3. al  | cet   | 3. _____ |
| 4. law | so    | 4. _____ |
| 5. fau | yer   | 5. _____ |
| 6. sau | tion  | 6. _____ |
| 7. cau | most  | 7. _____ |
| 8. al  | cer   | 8. _____ |

# Edit for Spelling

## Building Spelling Skills

WEEK  
17

Circle the words that are spelled correctly.

cation

almost

cough

allso

lawyer

oficer

faucet

stalk

fallse

bought

stall

crall

awful

becaus

awesome

saucer

Circle the misspelled words in the sentences.

Write them correctly on the lines.

1. She all most dropped the sawcer.

\_\_\_\_\_

2. The layer took great cawtion with the case.

\_\_\_\_\_

3. It was awsome to see the baby crall.

\_\_\_\_\_

4. He baht a saft blanket.

\_\_\_\_\_

5. It was auful to hear him cauf.

\_\_\_\_\_

6. The kitchen faucat was dripping becauze it was old.

\_\_\_\_\_

7. The offisor yelled, "Hallt!"

\_\_\_\_\_

8. That's allso a fallse statement.

\_\_\_\_\_

# Building Spelling Skills

WEEK  
18

## Spelling List

This Week's Focus:

- Spell words with the variant sounds of **c** and **g**

### STEP 1 Read and Spell

1. cinder
2. circle
3. cardinal
4. cereal
5. cycle
6. concert
7. dancer
8. celebrate
9. twice
10. dangerous
11. strange
12. ledge
13. damage
14. geography
15. gentle
16. signal
17. regular
18. sugar
19. \_\_\_\_\_  
bonus word
20. \_\_\_\_\_  
bonus word

fold

### STEP 2 Copy and Spell


### STEP 3 Cover and Spell

Fill in the blanks in the paragraphs below with spelling words.

### The Day the Dancer Fell

I have been a \_\_\_\_\_ for many years. A \_\_\_\_\_ and \_\_\_\_\_ situation happened to me one night while I was performing. I was dancing in a large \_\_\_\_\_ when a \_\_\_\_\_ flew past my head. I was frightened, and stepped too close to the edge of the stage. I fell into the orchestra pit. Luckily, I had a \_\_\_\_\_ landing. I fell right on a gigantic bass drum! There was no \_\_\_\_\_ to me or the drum.

### Getting Ready to Sing

Every morning I eat a bowl of \_\_\_\_\_ with two spoonfuls of \_\_\_\_\_. I try to put more on, but my dad always gives a \_\_\_\_\_ to stop. After breakfast my \_\_\_\_\_ routine is to get dressed for school. This morning, however, I must put on my best dress. I want to look nice when I sing in our school choir \_\_\_\_\_.

## My Spelling Dictation

Write the sentences. Circle the spelling words.

1. \_\_\_\_\_  
\_\_\_\_\_  
\_\_\_\_\_
2. \_\_\_\_\_  
\_\_\_\_\_  
\_\_\_\_\_

# Word Study

## Building Spelling Skills

WEEK  
**18**

Write the spelling words in the correct boxes.

soft <b>c</b> sound as in <b>face</b>	hard <b>c</b> sound as in <b>cat</b>	soft <b>g</b> sound as in <b>giant</b>	hard <b>g</b> sound as in <b>great</b>

Write the spelling words that mean about the same as these words.

- |                             |                  |
|-----------------------------|------------------|
| 1. a repeating event _____  | 5. gesture _____ |
| 2. round _____              | 6. calm _____    |
| 3. to honor _____           | 7. odd _____     |
| 4. study of the earth _____ | 8. harmful _____ |

Write the spelling words that mean the opposite of these words.

- |                 |                |
|-----------------|----------------|
| 1. repair _____ | 3. usual _____ |
| 2. safe _____   | 4. harsh _____ |

Circle the words that are spelled correctly.

strange

sereal

consert

cinder

ledge

sugar

gentel

twise

cycle

cardinal

danser

geographe

regular

damege

dangerous

Circle the misspelled words in the sentences.  
Write them correctly on the lines.

1. The dansir leapt twise.

\_\_\_\_\_

2. The cardinel ate cerial from my bowl.

\_\_\_\_\_

3. It is dangerus to sit on the lege.

\_\_\_\_\_

4. The geograpy of the desert was strang.

\_\_\_\_\_

5. We used reguler sinder blocks to make the house.

\_\_\_\_\_

6. There was a lot of damege to the signal light.

\_\_\_\_\_

# Building Spelling Skills

WEEK  
19

## Spelling List

This Week's Focus:

- Spell words with the /oo/ sound spelled **ew**, **o**, **oe**, **oo**, **ou**, **ough**, **u**, **ue**, and **ui**

### STEP 1 Read and Spell

1. shoes
2. clues
3. wound
4. junior
5. truth
6. duty
7. news
8. through
9. few
10. who
11. schoolroom
12. whose
13. conclusion
14. June
15. shampoo
16. cruel
17. choose
18. ruin
19. \_\_\_\_\_  
bonus word
20. \_\_\_\_\_  
bonus word

fold

### STEP 2 Copy and Spell


### STEP 3 Cover and Spell




# Word Meaning

## Building Spelling Skills

WEEK  
**19**


Complete the crossword puzzle using spelling words.

### Down

1. hints
2. the opposite of **many**
5. to destroy
7. word used when asking about ownership
8. a month
9. to select
11. to hurt

### Across

3. responsibility
4. mean
6. information
9. an ending
10. footwear
11. which person?
12. a place to learn



## My Spelling Dictation

Write the sentences. Circle the spelling words.

1. \_\_\_\_\_

\_\_\_\_\_

\_\_\_\_\_

2. \_\_\_\_\_

\_\_\_\_\_

\_\_\_\_\_

Fill in the missing letters to make spelling words.

ew o oe oo ou ough u ue ui

1. f\_\_\_\_\_

7. d\_\_\_\_\_ty

13. wh\_\_\_\_\_se

2. sch\_\_\_\_\_lroom

8. wh\_\_\_\_\_

14. concl\_\_\_\_\_sion

3. J\_\_\_\_\_ne

9. ch\_\_\_\_\_se

15. shamp\_\_\_\_\_

4. cr\_\_\_\_\_l

10. r\_\_\_\_\_in

16. w\_\_\_\_\_nd

5. sh\_\_\_\_\_s

11. thr\_\_\_\_\_

17. cl\_\_\_\_\_s

6. tr\_\_\_\_\_th

12. n\_\_\_\_\_s

18. j\_\_\_\_\_nior

Read each word. Write the number of syllables on the line.

1. shoes \_\_\_\_\_

10. who \_\_\_\_\_

2. clues \_\_\_\_\_

11. schoolroom \_\_\_\_\_

3. wound \_\_\_\_\_

12. whose \_\_\_\_\_

4. junior \_\_\_\_\_

13. conclusion \_\_\_\_\_

5. truth \_\_\_\_\_

14. June \_\_\_\_\_

6. duty \_\_\_\_\_

15. shampoo \_\_\_\_\_

7. news \_\_\_\_\_

16. cruel \_\_\_\_\_

8. through \_\_\_\_\_

17. choose \_\_\_\_\_

9. few \_\_\_\_\_

18. ruin \_\_\_\_\_

Circle the 14 misspelled words below.

Write the words correctly on the lines.

### The Big Bell Caper

Mr. Dell's bell was missing from his schoolrom. He used the bell during recess dooty. He would ring his bell to let students know when to return to class. Nuws of the missing bell traveled quickly thurgh the school.

There were feu cloos. Mr. Dell came to the conclasion that he would never see his bell again. The troth was, he was woonded. Whu would be so crul as to take his bell? His students said they would become juinor detectives and help him find his bell before june.

Then a familiar ringing was heard. Ms. Nell, whos room is next door, must have forgotten to tell Mr. Dell that she borrowed his swell bell.

_____	_____
_____	_____
_____	_____
_____	_____
_____	_____
_____	_____
_____	_____

# Building Spelling Skills

WEEK  
20

## Spelling List

This Week's Focus:

- Spell words with the /oi/ sound spelled **oi** and **oy**
- Spell words with the /ow/ sound spelled **ow** and **ou**

### STEP 1 Read and Spell

- voice
- oyster
- voyage
- annoy
- choice
- avoid
- appoint
- enjoy
- moisture
- noise
- drown
- amount
- fountain
- crowded
- southwest
- thousand
- flour
- pronounce
- \_\_\_\_\_ bonus word
- \_\_\_\_\_ bonus word

fold

### STEP 2 Copy and Spell


### STEP 3 Cover and Spell


Fill in the blanks with spelling words.

### The Meeting

I went to our student council meeting. The room was so \_\_\_\_\_, few students had a place to sit. No one could hear what was going on. The president's \_\_\_\_\_ was too quiet, and there was lots of \_\_\_\_\_ in the room. She had to \_\_\_\_\_ a sergeant-at-arms to bring order to the meeting. This helped a lot. Everyone quieted down in a short \_\_\_\_\_ of time. After that, the meeting was successful.

### The Voyage

Kawa went on an ocean \_\_\_\_\_ a \_\_\_\_\_ miles long. Most of the trip was in the \_\_\_\_\_ern part of the Pacific Ocean. And try as she might, she could never learn to \_\_\_\_\_ the ship's name. While on the trip, she ate an \_\_\_\_\_. She especially liked it dipped in \_\_\_\_\_ and fried. If she were given the \_\_\_\_\_, she would eat them all day long. She will \_\_\_\_\_ memories of her trip forever.

## My Spelling Dictation

Write the sentences. Circle the spelling words.

1. \_\_\_\_\_  
\_\_\_\_\_  
\_\_\_\_\_
2. \_\_\_\_\_  
\_\_\_\_\_  
\_\_\_\_\_

Circle the letters that make the vowel sound in **boy**.

- |           |             |
|-----------|-------------|
| 1. voice  | 6. avoid    |
| 2. oyster | 7. appoint  |
| 3. voyage | 8. enjoy    |
| 4. annoy  | 9. moisture |
| 5. choice | 10. noise   |

Circle the letters that make the vowel sound in **cow**.

- |             |              |
|-------------|--------------|
| 1. drown    | 5. southwest |
| 2. amount   | 6. thousand  |
| 3. fountain | 7. flour     |
| 4. crowded  | 8. pronounce |

Match syllables to make spelling words.  
Write the complete words on the lines.

- |          |        |           |
|----------|--------|-----------|
| 1. oys   | nounce | 1. _____  |
| 2. an    | ter    | 2. _____  |
| 3. pro   | tain   | 3. _____  |
| 4. foun  | noy    | 4. _____  |
| 5. a     | mount  | 5. _____  |
| 6. thou  | ture   | 6. _____  |
| 7. south | sand   | 7. _____  |
| 8. mois  | west   | 8. _____  |
| 9. en    | age    | 9. _____  |
| 10. voy  | joy    | 10. _____ |

# Edit for Spelling

## Building Spelling Skills

WEEK  
20

Circle the word in each row that is spelled correctly.

- |              |           |          |            |
|--------------|-----------|----------|------------|
| 1. amownt    | amount    | amunt    | umont      |
| 2. thousand  | thousant  | thowsand | thosand    |
| 3. injoy     | enjoe     | enjoi    | enjoy      |
| 4. voeage    | voyage    | vowage   | voiage     |
| 5. voic      | voece     | voise    | voice      |
| 6. apoint    | appont    | appoint  | apont      |
| 7. pronounce | pronownce | prononce | pronunce   |
| 8. sowthwest | southwest | sothwest | south west |

Circle the misspelled words in the sentences.

Write them correctly on the lines.

1. Please don't anoy the cat with noice.

\_\_\_\_\_

2. Try to avoed putting too much water on the plant. It will droun.

\_\_\_\_\_

3. My choece is to eat the oister.

\_\_\_\_\_

4. The bag of flowr spilled all over the floor.

\_\_\_\_\_

5. The elevator was too crouded.

\_\_\_\_\_

6. The weather was so humid that moistur dripped from my glass.

\_\_\_\_\_

# Building Spelling Skills

WEEK  
21

## Spelling List

This Week's Focus:

- Spell words with the /f/ sound spelled **f**, **ff**, **ph**, and **gh**

### STEP 1 Read and Spell

1. enough
2. tougher
3. fifty
4. pharmacy
5. alphabet
6. nephew
7. trophy
8. paragraph
9. telephone
10. photograph
11. giraffe
12. forest
13. figure
14. refrigerator
15. draft
16. phrase
17. traffic
18. chief
19. \_\_\_\_\_  
bonus word
20. \_\_\_\_\_  
bonus word

fold

### STEP 2 Copy and Spell


### STEP 3 Cover and Spell



# Word Meaning

## Building Spelling Skills

WEEK  
21


Complete the crossword puzzle using spelling words.

### Across

1. a group of words
2. a sufficient amount
4. a leader
7. a section of a piece of writing
10. a drugstore
11. a communication device

### Down

1. a picture
3. a relative
5. the number after forty, by tens
6. an award
8. 26 letters
9. a first writing effort



## My Spelling Dictation

Write the sentences. Circle the spelling words.

1. \_\_\_\_\_  
\_\_\_\_\_  
\_\_\_\_\_
2. \_\_\_\_\_  
\_\_\_\_\_  
\_\_\_\_\_

Circle the letters that make the /f/ sound.

- |              |                  |
|--------------|------------------|
| 1. enough    | 10. photograph   |
| 2. tougher   | 11. giraffe      |
| 3. fifty     | 12. forest       |
| 4. pharmacy  | 13. figure       |
| 5. alphabet  | 14. refrigerator |
| 6. nephew    | 15. draft        |
| 7. trophy    | 16. phrase       |
| 8. paragraph | 17. traffic      |
| 9. telephone | 18. chief        |
- 

Fill in the missing letters. Write **f**, **ff**, **gh**, or **ph**.

- |                 |                     |
|-----------------|---------------------|
| 1. ____f____ure | 10. ____r____ase    |
| 2. gira____e    | 11. re____rigerator |
| 3. ____i____ty  | 12. ____armacy      |
| 4. tra____ic    | 13. enou____        |
| 5. dra____t     | 14. ____orest       |
| 6. al____abet   | 15. ____otogra____  |
| 7. paragra____  | 16. tele____one     |
| 8. tro____y     | 17. ne____ew        |
| 9. chie____     | 18. tou____er       |

Circle the 12 misspelled words below.

Write the words correctly on the lines.

### The Fifty-Float Chief

The race was on at the soda fountain in Phil's Farmacy. My nehew was trying to make fity root beer floats in less than 15 minutes. The task was toufer than he thought. He figured he had just enouf time to make the final few floats.

There was a fourest of glasses on the counter. People had to stretch their necks like girafes to see the final scoop of ice cream plop into the glass. The splash in the glass was heard just before the buzzer sounded.

My nefew was presented a terrific trophe. The next morning's newspaper had a photograp and a well-written pargraph about his feat. He was named the cheif of root beer floats!

_____	_____
_____	_____
_____	_____
_____	_____
_____	_____
_____	_____

# Building Spelling Skills

WEEK  
22

## Spelling List

This Week's Focus:

- Spell words with **ight**, **ought**, **aught**, and **au**

### STEP 1 Read and Spell

- frighten
- flight
- brighter
- flashlight
- mighty
- delight
- tighten
- nightly
- sight
- brought
- ought
- thought
- fought
- caught
- daughter
- taught
- naughty
- fault
- \_\_\_\_\_ bonus word
- \_\_\_\_\_ bonus word

fold

### STEP 2 Copy and Spell


### STEP 3 Cover and Spell


# Word Meaning

## Building Spelling Skills

WEEK  
**22**

Fill in the blanks with spelling words.

Two of the spelling words are used twice in the story.

### The Nightly Fright

A few nights ago, my young \_\_\_\_\_ she heard a noise coming from our basement. The same thing happened the next evening. She \_\_\_\_\_ me to the basement door more than once, but I never heard a thing. This \_\_\_\_\_ event, however, continued to \_\_\_\_\_ her. One night I decided to go down the \_\_\_\_\_ of stairs to see for myself. I shined my \_\_\_\_\_ from one corner of the basement to another. Finally, my light \_\_\_\_\_ of a pair of yellowish dots that became \_\_\_\_\_ and \_\_\_\_\_. To my \_\_\_\_\_, it was just our \_\_\_\_\_ kitty playing in a box of yarn. Now my \_\_\_\_\_ always makes sure the basement door is closed.

### My Spelling Dictation

Write the sentences. Circle the spelling words.

1. \_\_\_\_\_  
\_\_\_\_\_  
\_\_\_\_\_
2. \_\_\_\_\_  
\_\_\_\_\_  
\_\_\_\_\_

# Word Study

## Building Spelling Skills

WEEK  
**22**

Add the correct letters to make words.

ight

ought

aught

1. fl\_\_\_\_\_

4. c\_\_\_\_\_

2. del\_\_\_\_\_

5. br\_\_\_\_\_

3. th\_\_\_\_\_

6. br\_\_\_\_\_

Circle the letters that make the sound of **a** in **father**.

1. brought

5. caught

2. fault

6. daughter

3. thought

7. taught

4. fought

8. naughty

Circle the letters that make the sound of **i** in **pie**.

1. frighten

5. mighty

2. flight

6. delight

3. brighter

7. tighten

4. flashlight

8. nightly

All the spelling words except one have a pair of silent letters.  
What are those letters?

\_\_\_\_\_

Circle the words that are spelled correctly.

caught

dauhter

thaught

delight

brightor

taught

faught

ought

sight

brihter

frightan

tought

Circle the misspelled words in the sentences.

Write them correctly on the lines.

1. I aught to tighton the lid.

\_\_\_\_\_

2. It was my fallt that we fouht.

\_\_\_\_\_

3. I cought a flit to Denver.

\_\_\_\_\_

4. My daughtor taght her dog to sit up.

\_\_\_\_\_

5. He used the flashlite nitly.

\_\_\_\_\_

6. That sieght would frihten anyone.

\_\_\_\_\_

7. I thought that child was very naghty.

\_\_\_\_\_

8. His funny joke broght deliht to the crowd.

\_\_\_\_\_

9. That toothpaste helped me have a brihter smile.

\_\_\_\_\_

- Spell words with silent letters

**STEP**  
**1**

20. \_\_\_\_\_  
bonus word

**STEP**  
**2**

**STEP 3**



# Word Meaning

## Building Spelling Skills

WEEK  
**23**

Complete the crossword puzzle using spelling words.


There are three words that are not on your spelling list. Try to figure them out.

### Down

1. went onto your knees
2. to secure
3. the reply to a question
4. a circular decoration
5. a baby cow
6. land with water all around it
10. a person who goes up a mountain
11. an object used to unlock a door
12. a body part below the mouth
14. someone who decides cases

### Across

4. a tool
7. a smell
8. to hear
9. to taste food
11. to tap on a door
13. strolled
15. a symbol
16. to be unsure
17. the joint above the hand



## My Spelling Dictation

Write the sentences. Circle the spelling words.

1. \_\_\_\_\_

\_\_\_\_\_

\_\_\_\_\_

2. \_\_\_\_\_

\_\_\_\_\_

\_\_\_\_\_

Circle the letters that are silent.

- |            |            |            |
|------------|------------|------------|
| 1. calf    | 7. listen  | 13. wrist  |
| 2. walked  | 8. island  | 14. doubt  |
| 3. ghost   | 9. scent   | 15. knock  |
| 4. gnawed  | 10. wrench | 16. answer |
| 5. climber | 11. judge  | 17. knelt  |
| 6. wreath  | 12. fasten | 18. sign   |

Fill in the missing letters to make spelling words.

d b c g k l t w

- |              |              |                |               |
|--------------|--------------|----------------|---------------|
| 1. ____nelt  | 5. ____reath | 9. wa____ked   | 13. ans____er |
| 2. ____nock  | 6. ____nawed | 10. clim____er | 14. dou____t  |
| 3. ____rist  | 7. si____n   | 11. lis____en  | 15. ju____ge  |
| 4. ____rench | 8. ca____f   | 12. fas____en  | 16. s____ent  |

Write the spelling words that mean about the same as these words.

- |             |       |           |       |
|-------------|-------|-----------|-------|
| 1. strolled | _____ | 4. chewed | _____ |
| 2. close    | _____ | 5. hear   | _____ |
| 3. spirit   | _____ | 6. reply  | _____ |

# Edit for Spelling

## Building Spelling Skills

WEEK  
**23**

Correct the spelling of these words.

1. wrinch \_\_\_\_\_

2. wreeth \_\_\_\_\_

3. walkt \_\_\_\_\_

4. gnawd \_\_\_\_\_

5. knok \_\_\_\_\_

6. answor \_\_\_\_\_

7. dowl \_\_\_\_\_

8. wrest \_\_\_\_\_

9. judg \_\_\_\_\_

10. climbor \_\_\_\_\_

Circle the misspelled words in the sentences. Write them correctly on the lines.

1. Lisson! Was that a nock at the door?

\_\_\_\_\_

2. The caf nelt down to get a drink of water.

\_\_\_\_\_

3. I dout that we need a stop sing here.

\_\_\_\_\_

4. Did the juge give you an anser?

\_\_\_\_\_

5. Did the climer fason the rope correctly?

\_\_\_\_\_

6. The iland had the pleasant cent of flowers.

\_\_\_\_\_

7. He looked at the watch on his wist before he waked to the store.

\_\_\_\_\_

8. She needed to use a rench to put up the large reath.

\_\_\_\_\_

# Building Spelling Skills

WEEK  
24

## Spelling List

This Week's Focus:

- Add the suffixes **-ion**, **-tion**, **-sion**, and **-cian** to base words and word roots

### STEP 1 Read and Spell

1. action
2. fiction
3. mission
4. divide
5. division
6. attend
7. attention
8. pollute
9. pollution
10. express
11. expression
12. educate
13. education
14. music
15. musician
16. magic
17. magician
18. physician
19. \_\_\_\_\_  
bonus word
20. \_\_\_\_\_  
bonus word

fold

### STEP 2 Copy and Spell


### STEP 3 Cover and Spell


# Word Meaning

## Building Spelling Skills

WEEK  
24

Use spelling words to answer the clues.

1. a person who takes care of our physical health \_\_\_\_\_
2. a person who performs magic \_\_\_\_\_
3. a person who creates music \_\_\_\_\_
4. to learn something you must give it this \_\_\_\_\_
5. teachers want their students to get this \_\_\_\_\_
6. environmentalists worry about this \_\_\_\_\_
7. an operation with numbers \_\_\_\_\_
8. stories that are made up by the author \_\_\_\_\_
9. an exciting story has lots of this \_\_\_\_\_
10. something you should use when you read aloud \_\_\_\_\_

Which spelling word is an antonym for...?

- |                   |                   |
|-------------------|-------------------|
| 1. clean _____    | 3. fact _____     |
| 2. multiply _____ | 4. inaction _____ |

## My Spelling Dictation

Write the sentences. Circle the spelling words.

1. \_\_\_\_\_  
\_\_\_\_\_  
\_\_\_\_\_
2. \_\_\_\_\_  
\_\_\_\_\_  
\_\_\_\_\_

# Word Study

## Building Spelling Skills

WEEK  
24

Add the correct suffix to the base word.

You may need to make a change to the base word before adding the suffix.

ion

tion

sion

1. An \_\_\_\_\_ I like is, "It's raining cats and dogs."  
express

2. There is a lot of \_\_\_\_\_ on the football field.  
act

3. I need your \_\_\_\_\_.  
attend

4. I enjoy learning about \_\_\_\_\_ in math class.  
divide

5. My \_\_\_\_\_ is very important to me.  
educate

6. There is \_\_\_\_\_ in the river.  
pollute

Write each word from the spelling list in the correct box.

two-syllable words	three-syllable words	four-syllable words

Circle the 20 misspelled words below. Three words are misspelled more than once. Write the words correctly on the lines.

### On a Mission

A musician, a magician, and a physician went on a hike in the mountains. The musician said the mountains brought musik to her heart. The magician's expresion was that the mountains were magical. The phsician, however, said the mountains reminded her of sprained ankles.

The muician liked to focus her atention on listening to the songs of the birds. The magikian would always xpres her amazement at how fast chipmunks could disappear. The fasician, however, looked for twigs that could be used for splints.

The musician enjoyed being in a place where there was no sound polution. The magecian enjoyed watching beavers divid tree branches in half. The phasician, however, worried about whether she brought enough poison ivy lotion.

Toward the end of the hike, it became the mision of the musecian and mugician to help the physcian "doctor" her attitude so she could enjoy the remainder of the day.

_____	_____
_____	_____
_____	_____
_____	_____
_____	_____
_____	_____
_____	_____
_____	_____
_____	_____
_____	_____

## This Week's Focus:

- ## STEP 1 Read and Spell

19. \_\_\_\_\_  
bonus word
20. \_\_\_\_\_  
bonus word

## STEP 2 Copy and Spell

[illegible]

### STEP 3 Cover and Spell



# Word Meaning

## Building Spelling Skills

WEEK  
25

Fill in the blanks with spelling words.

1. The \_\_\_\_\_ flew his plane close to the erupting \_\_\_\_\_.
2. The \_\_\_\_\_ was so hot and humid that everyone felt \_\_\_\_\_ and didn't want to work.
3. He played an amazing song on the \_\_\_\_\_ during the \_\_\_\_\_.
4. My favorite \_\_\_\_\_ of ice cream on the \_\_\_\_\_ is strawberry.
5. They needed a \_\_\_\_\_ to lift the car.
6. I must \_\_\_\_\_ dinner for the guests.
7. A \_\_\_\_\_ study said that juice is \_\_\_\_\_ good for you.
8. The \_\_\_\_\_ little dog would always \_\_\_\_\_ his master.
9. No one lives in the \_\_\_\_\_ building shaped like a \_\_\_\_\_.

## My Spelling Dictation

Write the sentences. Circle the spelling words.

1. \_\_\_\_\_  
\_\_\_\_\_  
\_\_\_\_\_
2. \_\_\_\_\_  
\_\_\_\_\_  
\_\_\_\_\_

# Word Study

## Building Spelling Skills

WEEK  
25

An open syllable ends with a long vowel sound.

Underline the words that begin with an open syllable.

Circle the beginning open syllable in each word you underline.

1. lazy

7. pilot

13. obey

2. volcano

8. triangle

14. puny

3. flavor

9. climate

15. prepare

4. piano

10. gigantic

16. vacant

5. recent

11. pulley

6. menu

12. program

Fill in the missing letters to make spelling words.

la\_\_\_\_\_

\_\_\_\_\_tem

real\_\_\_\_\_

\_\_\_\_\_gantic

fla\_\_\_\_\_

\_\_\_\_\_bey

pi\_\_\_\_\_o

tri\_\_\_\_\_gle

Match a first and second syllable to create spelling words.

Write them on the lines.

First	
la	cli
re	o
men	i

Second	
tem	bey
zy	mate
u	cent

---



---



---



---



---



---

# Edit for Spelling

## Building Spelling Skills

WEEK  
25

Circle the words that are spelled correctly.

climate	giganic	triangal	peano
recent	itum	pilot	puny
vakent	obey	program	realy
laze	volcano	flaver	pully

Circle the misspelled words in the sentences. Write them correctly on the lines.

1. The lawyer was so lasy that he had a vakint office.

\_\_\_\_\_

2. Did you see the itam in the newspaper about the valcano?

\_\_\_\_\_

3. Which is your favorite flaver, Gigantac Grape or Large Lime?

\_\_\_\_\_

4. The pielot realle wants his own plane.

\_\_\_\_\_

5. We are pleased with our resent pieno purchase.

\_\_\_\_\_

6. Please oby the rules when using that puley.

\_\_\_\_\_

7. There's not much on that punee menue.

\_\_\_\_\_

8. The climat in the Bermuda Triangel was warm.

\_\_\_\_\_

9. He will pripar snacks before watching the TV programe.

\_\_\_\_\_

# Building Spelling Skills

WEEK  
26

## Spelling List

This Week's Focus:

- Spell homophones

### STEP 1 Read and Spell

1. herd
2. heard
3. clothes
4. close
5. hour
6. our
7. two
8. too
9. their
10. there
11. ceiling
12. sealing
13. shoot
14. chute
15. strait
16. straight
17. medal
18. meddle

19. \_\_\_\_\_  
bonus word

20. \_\_\_\_\_  
bonus word

### STEP 2 Copy and Spell

fold

---

---

---

---

---

---

---

---

---

---

---

---

---

---

---

---

---

---

---

---

---

---

---

---

### STEP 3 Cover and Spell

---

---

---

---

---

---

---

---

---

---

---

---

---

---

---

---

---

---

---

---

---

---

---

---

# Word Meaning

## Building Spelling Skills

WEEK  
**26**


Complete the crossword puzzle using spelling words.

### Down

1. also
3. belonging to them
4. a steep slide; a tight space
5. closing tightly
7. an award
8. listened
9. the opposite of **open**
11. belonging to us
12. the number after **one**

### Across

2. a sprout
5. the opposite of **curved**
6. a narrow strip of water
8. a group of cows
9. the top of a room
10. 60 minutes
12. in that place



## My Spelling Dictation

Write the sentences. Circle the spelling words.

1. \_\_\_\_\_  
 \_\_\_\_\_  
 \_\_\_\_\_
2. \_\_\_\_\_  
 \_\_\_\_\_  
 \_\_\_\_\_

Write the spelling words that are homophones for these words.

- |                  |                 |                  |
|------------------|-----------------|------------------|
| 1. heard _____   | 4. medal _____  | 7. sealing _____ |
| 2. clothes _____ | 5. strait _____ | 8. two _____     |
| 3. hour _____    | 6. chute _____  | 9. their _____   |
- 

Choose the correct words to fill in the blanks.

1. I want to go over \_\_\_\_\_. That box contains \_\_\_\_\_ toys.  
(their, there) (their, there)
2. Please be back in one \_\_\_\_\_. This is \_\_\_\_\_ house.  
(hour, our) (hour, our)
3. Let's \_\_\_\_\_ some hoops. Is the bull in its \_\_\_\_\_?  
(chute, shoot) (chute, shoot)
4. I have \_\_\_\_\_ dogs. She has a dog, \_\_\_\_\_.  
(two, too) (two, too)
5. Our boat is in the \_\_\_\_\_. We're moving \_\_\_\_\_ ahead.  
(strait, straight) (strait, straight)
6. Please don't \_\_\_\_\_ in my problems. He won a \_\_\_\_\_.  
(meddle, medal) (meddle, medal)
7. Did you paint the \_\_\_\_\_? Are you \_\_\_\_\_ the paint can?  
(sealing, ceiling) (sealing, ceiling)
8. Do you like \_\_\_\_\_ clock? One \_\_\_\_\_ has passed already.  
(our, hour) (our, hour)
9. Please \_\_\_\_\_ the closet door. Then put on your \_\_\_\_\_.  
(close, clothes) (close, clothes)

Circle the 14 misspelled words below.

Write the words correctly on the lines.

### The Dangerous Marble

I'm the marble champion of ovr school. Their is no one better. I became a champion because I practice for an our every day. I can shot all the marbles out of a circle in less than too minutes.

During one game, a single "cat's-eye" was left in the circle. My shooter headed straht for it. The impact was so loud that everyone herd it. The marble bounced off the seiling and came way two clos to hitting a group of students who were watching. They ran out of the room like a heard of scared cattle. If they had stayed, they would have been cealing there fate of getting hit by one of my marbles. Sadly, no one saw me receive my medel for winning the game.

_____	_____
_____	_____
_____	_____
_____	_____
_____	_____
_____	_____
_____	_____

# Building Spelling Skills

WEEK  
27

## Spelling List

This Week's Focus:

- Spell words with easily confused spellings

### STEP 1 Read and Spell

1. quiet
2. quite
3. angel
4. angle
5. already
6. all ready
7. desert
8. dessert
9. weather
10. whether
11. pitcher
12. picture
13. loose
14. lose
15. aisle
16. isle
17. dairy
18. diary
19. \_\_\_\_\_  
bonus word
20. \_\_\_\_\_  
bonus word

fold

### STEP 2 Copy and Spell


### STEP 3 Cover and Spell




# Word Meaning

## Building Spelling Skills

WEEK  
27

Choose the correct words to fill in the blanks.

1. Please be \_\_\_\_\_. You are being \_\_\_\_\_ noisy.  
(quite, quiet) (quite, quiet)
2. That's an \_\_\_\_\_ food cake. Did you measure the \_\_\_\_\_?  
(angle, angel) (angle, angel)
3. I've \_\_\_\_\_ been there. We are \_\_\_\_\_ to go.  
(all ready, already) (all ready, already)
4. I love to eat \_\_\_\_\_. Let's visit the \_\_\_\_\_.  
(dessert, desert) (dessert, desert)
5. We're discussing \_\_\_\_\_ the \_\_\_\_\_ will clear up.  
(whether, weather) (whether, weather)
6. Please pass the \_\_\_\_\_ of water. My \_\_\_\_\_ is in my wallet.  
(picture, pitcher) (picture, pitcher)
7. The dog was \_\_\_\_\_. I don't want to \_\_\_\_\_ my dog.  
(loose, lose) (loose, lose)
8. I walked down the \_\_\_\_\_. I was on a desert \_\_\_\_\_.  
(isle, aisle) (isle, aisle)
9. I always take my \_\_\_\_\_ with me. I work in a \_\_\_\_\_.  
(diary, dairy) (diary, dairy)

## My Spelling Dictation

Write the sentences. Circle the spelling words.

1. \_\_\_\_\_  
\_\_\_\_\_  
\_\_\_\_\_
2. \_\_\_\_\_  
\_\_\_\_\_  
\_\_\_\_\_

# Word Study

## Building Spelling Skills

WEEK  
**27**

Circle the word that matches the definition.

- |                               |         |           |
|-------------------------------|---------|-----------|
| 1. not noisy                  | quiet   | quite     |
| 2. a sharp corner             | angel   | angle     |
| 3. by that time               | already | all ready |
| 4. a very dry place           | desert  | dessert   |
| 5. what it's like outside     | weather | whether   |
| 6. a photograph or drawing    | pitcher | picture   |
| 7. not tight                  | loose   | lose      |
| 8. open space between shelves | aisle   | isle      |
| 9. a book you write in        | dairy   | diary     |

Match syllables to make spelling words.  
Write the complete words on the lines.

- |          |       |          |
|----------|-------|----------|
| 1. al    | gel   | 1. _____ |
| 2. pit   | cher  | 2. _____ |
| 3. des   | er    | 3. _____ |
| 4. an    | ready | 4. _____ |
| 5. wheth | ert   | 5. _____ |
| 6. weath | er    | 6. _____ |
| 7. qui   | sert  | 7. _____ |
| 8. an    | et    | 8. _____ |
| 9. des   | gle   | 9. _____ |

Circle the words that are spelled correctly.

dairy	quiat	angle	wheather
quite	angal	desurt	picture
already	whether	lose	dessert
aille	picher	loose	isle

Circle the misspelled words in the sentences. Write them correctly on the lines.

1. The usher was dancing in the aile.

\_\_\_\_\_

2. We listened to the wheather report to know weather we should travel.

\_\_\_\_\_

3. The pitchor was in the pictur.

\_\_\_\_\_

4. The daire farmer was all readi to milk his herd.

\_\_\_\_\_

5. I like to have it quit when I write in my diary.

\_\_\_\_\_

6. We measured that angal alredy.

\_\_\_\_\_

7. The dessert is no place to eat your desert.

\_\_\_\_\_

8. Be careful not to loose your lose change.

\_\_\_\_\_

9. The angil was quit pretty.

\_\_\_\_\_

## This Week's Focus:

- ## STEP 1 Read and Spell

19. \_\_\_\_\_  
bonus word

20. \_\_\_\_\_  
bonus word

## STEP 2 Copy and Spell

### STEP 3 Cover and Spell

# Word Meaning

## Building Spelling Skills

WEEK  
28

Fill in the blanks with spelling words.

1. You don't need to be \_\_\_\_\_ of the \_\_\_\_\_ gazelle.
2. It is never \_\_\_\_\_ to help the \_\_\_\_\_ find a place to sleep.
3. The mother was \_\_\_\_\_ not to step on her child's toes.
4. The store clerk was always \_\_\_\_\_ when greeting a customer.
5. I wish there was more \_\_\_\_\_ and \_\_\_\_\_ in the world.
6. To everyone's surprise, the sound \_\_\_\_\_ stopped.
7. I was \_\_\_\_\_ that I could visit my friend.
8. The deer ran \_\_\_\_\_ through the forest.

## My Spelling Dictation

Write the sentences. Circle the spelling words.

1. \_\_\_\_\_  
\_\_\_\_\_  
\_\_\_\_\_
2. \_\_\_\_\_  
\_\_\_\_\_  
\_\_\_\_\_

# Word Study

## Building Spelling Skills

WEEK  
**28**

Add a suffix or ending to make spelling words.

less

ful

ness

ly

1. hope hopeful

10. happy \_\_\_\_\_

2. hope \_\_\_\_\_

11. care \_\_\_\_\_

3. sad \_\_\_\_\_

12. angry \_\_\_\_\_

4. friend \_\_\_\_\_

13. swift \_\_\_\_\_

5. tire \_\_\_\_\_

14. sudden \_\_\_\_\_

6. fear \_\_\_\_\_

15. dark \_\_\_\_\_

7. cheer \_\_\_\_\_

16. good \_\_\_\_\_

8. home \_\_\_\_\_

17. care \_\_\_\_\_

9. grace \_\_\_\_\_

18. kind \_\_\_\_\_

Now circle the words above that required a change before adding the suffix or ending.

Divide these words into syllables.

1. hopeless \_\_\_\_\_

6. friendly \_\_\_\_\_

2. hopeful \_\_\_\_\_

7. kindness \_\_\_\_\_

3. darkness \_\_\_\_\_

4. angrily \_\_\_\_\_

5. happily \_\_\_\_\_

Circle the 12 misspelled words below.

Write the words correctly on the lines.

### There's Always Hope

Sudently, there was darknes. I was carelass to let my flashlight go out while camping in the backyard. I sat fearfull about the strange noises coming from everywhere. I was hopefull I could find some batteries. I was tireles in my search, but I finally gave up. All seemed hopelass. Sadnuss filled my body.

When all seemed lost, a gracefil figure tiptoed up to my tent. A friendly face peeked inside. My mom was cheerfal when she asked, "Is everything all right out here?"

My worries vanished swifly, as my mom handed me a new package of batteries.

_____	_____
_____	_____
_____	_____
_____	_____
_____	_____
_____	_____

# Building Spelling Skills

WEEK  
29

## Spelling List

This Week's Focus:

- Spell words with the prefixes **dis-**, **un-**, **re-**, and **mis-**

### STEP 1 Read and Spell

1. disappear
2. disappoint
3. disagree
4. dishonest
5. unable
6. uncertain
7. unbeaten
8. uncomfortable
9. unkind
10. unknown
11. rewrite
12. review
13. rebuild
14. recall
15. misbehave
16. misuse
17. misunderstand
18. misspell
19. \_\_\_\_\_  
bonus word
20. \_\_\_\_\_  
bonus word

fold

### STEP 2 Copy and Spell


### STEP 3 Cover and Spell




# Word Meaning

## Building Spelling Skills

WEEK  
29


Complete the crossword puzzle using spelling words.

### Across

1. to make again
4. not known
5. uneasy
9. to look over again
10. not nice
11. to remember

### Down

2. can't do
3. to argue
4. not sure
6. to spell wrong
7. to write again
8. to use incorrectly



## My Spelling Dictation

Write the sentences. Circle the spelling words.

1. \_\_\_\_\_  
 \_\_\_\_\_  
 \_\_\_\_\_
2. \_\_\_\_\_  
 \_\_\_\_\_  
 \_\_\_\_\_

# Word Study

## Building Spelling Skills

WEEK  
29

Add the correct prefix to the base word.  
Write the word in the blank.

dis

un

re

mis

1. The child was unhappy because he was \_\_\_\_\_ to ride the horse.  
able
2. She couldn't \_\_\_\_\_ her friend's name.  
call
3. You may get hurt if you \_\_\_\_\_ that tool.  
use
4. I'm afraid I must \_\_\_\_\_ with your opinion.  
agree
5. Did you \_\_\_\_\_ that word? Check the dictionary.  
spell
6. Use nice paper to \_\_\_\_\_ your report.  
write
7. The runner was happy to announce that she was \_\_\_\_\_  
in all of her races.  
beaten
8. Because he was \_\_\_\_\_ his answer was correct, he thought  
about it again.  
certain
9. The rainbow will soon \_\_\_\_\_.  
appear
10. The princess thought the bed was \_\_\_\_\_.  
comfortable

Circle the words that are spelled correctly.

disappear

disappoint

dishonest

uncomfortable

disagree

review

missbehave

misspell

unable

uncertain

unknown

recall

unbitten

unkind

rebuild

misunderstand

Circle the misspelled words in the sentences.

Write them correctly on the lines.

1. The magician didn't disappoint the audience. He made a rabbit disappear.

\_\_\_\_\_

2. Students can misunderstand the meaning of a word, especially when it is misspelled.

\_\_\_\_\_

3. I'm sure you won't disagree that it is bad to be dishonest.

\_\_\_\_\_

4. If I recall correctly, you often missbehave.

\_\_\_\_\_

5. Let's review and rewrite your notes so you will do better on the test.

\_\_\_\_\_

6. I always get uncomfortable when someone is being unkind.

\_\_\_\_\_

# Building Spelling Skills

WEEK  
30

## Spelling List

This Week's Focus:

- Spell multisyllabic words

### STEP 1 Read and Spell

1. multiply
2. imagination
3. favorite
4. computer
5. citizenship
6. invisible
7. undercover
8. enjoyment
9. discussion
10. America
11. unusual
12. example
13. melody
14. temperature
15. understanding
16. experiment
17. explanation
18. oxygen
19. \_\_\_\_\_  
bonus word
20. \_\_\_\_\_  
bonus word

fold

### STEP 2 Copy and Spell


### STEP 3 Cover and Spell


# Word Meaning

## Building Spelling Skills

WEEK  
30

Fill in the blanks with spelling words.

1. We had to adjust the \_\_\_\_\_ because everyone was cold.
2. My \_\_\_\_\_ thing is to use my creativity and \_\_\_\_\_ to write a story.
3. I get so much \_\_\_\_\_ from my new \_\_\_\_\_.
4. Every person in the United States of \_\_\_\_\_ should practice good \_\_\_\_\_.
5. My \_\_\_\_\_ of the game was better the second time.
6. The clever \_\_\_\_\_ agent tried to make himself \_\_\_\_\_ in the crowd.
7. She played an \_\_\_\_\_ on her guitar.
8. Finding the area of a square is an \_\_\_\_\_ of when to \_\_\_\_\_.

## My Spelling Dictation

Write the sentences. Circle the spelling words.

1. \_\_\_\_\_  
\_\_\_\_\_  
\_\_\_\_\_
2. \_\_\_\_\_  
\_\_\_\_\_  
\_\_\_\_\_

# Word Study

## Building Spelling Skills

WEEK  
30

Write the spelling word that means the opposite of each word or phrase.

1. least-liked \_\_\_\_\_

3. divide \_\_\_\_\_

2. visible \_\_\_\_\_

4. typical \_\_\_\_\_

Divide these words into syllables.

1. multiply \_\_\_\_\_

2. favorite \_\_\_\_\_

3. enjoyment \_\_\_\_\_

4. temperature \_\_\_\_\_

5. oxygen \_\_\_\_\_

6. discussion \_\_\_\_\_

7. citizenship \_\_\_\_\_

8. America \_\_\_\_\_

9. unusual \_\_\_\_\_

10. understanding \_\_\_\_\_

11. explanation \_\_\_\_\_

12. imagination \_\_\_\_\_

Circle the 14 misspelled words below.

Write the words correctly on the lines.

### My Friend the Computer Programmer

My friend, the computer programmer, has a great imagination. For example, he has created programs that

- help students learn to multiply,
- explain how to practice good citizenship,
- give facts about the United States of America, and
- help students write songs for a cyber rock band.

My friend is now working on two programs, an unusual action game and a cyber science experiment. The action game will have an invisible undercover police officer as the hero. The experiment will help students with their understanding of oxygen and temperature. He hopes both programs will bring enjoyment to many students.

_____	_____
_____	_____
_____	_____
_____	_____
_____	_____
_____	_____
_____	_____

Note: Use this form to track students' spelling progress.

Spelling Record Sheet

Building Spelling Skills

Students' Names																	
1																	
2																	
3																	
4																	
5																	
6																	
7																	
8																	
9																	
10																	
11																	
12																	
13																	
14																	
15																	
16																	
17																	
18																	
19																	
20																	
21																	
22																	
23																	
24																	
25																	
26																	
27																	
28																	
29																	
30																	



Note: Reproduce this form twice for each student to track his or her progress.

# My Spelling Record

Building Spelling Skills

Spelling List	Date	Number Correct	Words Missed

# Spelling Test

## Building Spelling Skills

Listen to the words.

Write each word on a line.

1. \_\_\_\_\_

11. \_\_\_\_\_

2. \_\_\_\_\_

12. \_\_\_\_\_

3. \_\_\_\_\_

13. \_\_\_\_\_

4. \_\_\_\_\_

14. \_\_\_\_\_

5. \_\_\_\_\_

15. \_\_\_\_\_

6. \_\_\_\_\_

16. \_\_\_\_\_

7. \_\_\_\_\_

17. \_\_\_\_\_

8. \_\_\_\_\_

18. \_\_\_\_\_

9. \_\_\_\_\_

19. \_\_\_\_\_

10. \_\_\_\_\_

20. \_\_\_\_\_

Listen to the sentences.

Write them on the lines.

1. \_\_\_\_\_

\_\_\_\_\_

\_\_\_\_\_

2. \_\_\_\_\_

\_\_\_\_\_

\_\_\_\_\_

# Building Spelling Skills

## Spelling List

Note: Reproduce this form to make your own spelling list.

STEP

1

**Read and Spell**

STEP


2

**Copy and Spell**

STEP

3

**Cover and Spell**

1. _____		_____	_____
2. _____		_____	_____
3. _____		_____	_____
4. _____		_____	_____
5. _____		_____	_____
6. _____		_____	_____
7. _____		_____	_____
8. _____		_____	_____
9. _____		_____	_____
10. _____		_____	_____
11. _____		_____	_____
12. _____		_____	_____
13. _____		_____	_____
14. _____		_____	_____
15. _____		_____	_____
16. _____		_____	_____
17. _____		_____	_____
18. _____		_____	_____
19. _____		_____	_____
20. _____		_____	_____

Note: Reproduce this form to make your own crossword puzzles.

## Crossword Puzzle

[illegible]

### Across

**Down**

## Building Spelling Skills

Dear Parents,

Attached is your child's spelling list for this week. Encourage him or her to practice the words in one or more of these ways:

1. Read and spell each word. Cover it up and write it. Uncover the word and check to see if it is correct.
2. Find the words on the spelling list in printed materials such as books and magazines.
3. Read a word aloud and ask your child to spell it (either aloud or written on paper).

Thank you for your support of our spelling program.

Sincerely,

---

## Building Spelling Skills

Dear Parents,

Attached is your child's spelling list for this week. Encourage him or her to practice the words in one or more of these ways:

1. Read and spell each word. Cover it up and write it. Uncover the word and check to see if it is correct.
2. Find the words on the spelling list in printed materials such as books and magazines.
3. Read a word aloud and ask your child to spell it (either aloud or written on paper).

Thank you for your support of our spelling program.

Sincerely,

# Student Spelling Dictionaries

## Building Spelling Skills


Self-made spelling dictionaries provide students with a reference for the spelling of words they frequently use in their writing.

### Materials


- copy of “My Own Spelling Dictionary” form (page 147)
- 26 sheets of lined paper—6" x 9" (15 x 23 cm)
- 2 sheets of construction paper or tagboard for cover—6" x 9" (15 x 23 cm)
- crayons or markers
- glue
- stapler
- masking tape




### Steps to Follow



- 1 Color and cut out the cover sheet form. Glue it to the front cover of the dictionary.




- 2 Staple the lined paper inside the cover. Place masking tape over the staples.



- 3 Guide students (or ask parent volunteers) to write a letter of the alphabet on each page.

### What to Include

1. When students ask for the correct spelling of a special word, have them write it in their dictionary.
2. Include special words being learned as part of science or social studies units.
3. Include words for special holidays.
4. Include the common words students continue to misspell on tests and in daily written work.
5. Add color and number words if these are not on charts posted in the classroom.





— My Own —

# Spelling Dictionary

Name \_\_\_\_\_



— My Own —

# Spelling Dictionary

Name \_\_\_\_\_

**You are a  
SUPER SPELLER!**



**Name**

**Congratulations!!**



# Master Word List

able	beautiful	clasp	didn't	false	happier
across	because	cleaner	disagree	families	happiest
action	began	cleanest	disappear	family	happily
address	believe	climate	disappoint	fasten	haven't
afternoon	between	climber	discussion	faucet	heard
again	bicycle	close	dishonest	fault	heaven
aisle	bigger	cloth	display	favorite	heavier
all ready	biggest	clothes	ditch	fearful	heaviest
almost	birthday	clues	ditches	February	herd
alone	blizzard	coach	divide	few	hero
alphabet	blush	collar	division	fiction	heroes
already	bottom	collide	doctor	fifteen	herself
also	bought	color	does	fifty	himself
America	bowl	compass	dollar	figure	holiday
among	breakfast	computer	don't	flashlight	homeless
amount	bridge	concert	doubt	flavor	hoped
angel	brighter	conclusion	doughnut	flight	hopeful
angle	brother	control	downstairs	flour	hopeless
angrily	brought	copy	draft	foe	hoping
ankle	burglar	cough	dragonfly	follow	hour
annoy	busier	could've	drown	forest	however
another	busiest	couldn't	duty	fought	human
answer	buy	cousin	eager	fountain	hungry
anyone	calendar	crawl	earlier	freedom	I'm
appear	calf	crowded	earliest	freight	imagination
appeared	cardinal	cruel	early	friendly	inch
appearing	careful	crunch	earth	frighten	invisible
applaud	careless	crutch	easy	front	island
appoint	cattle	cubicle	eclipse	fuel	isle
April	caught	curly	edge	future	isn't
aren't	caution	cute	educate	gather	it's
athlete	ceiling	cycle	education	gentle	item
attach	celebrate	cypress	else	geography	January
attend	cereal	dairy	empty	ghost	journey
attention	chalkboard	damage	enjoy	gigantic	journeys
attract	change	dancer	enjoyment	giraffe	judge
August	changed	dangerous	enough	given	July
autumn	changing	darkness	everything	glance	June
avoid	cheerful	daughter	example	gnawed	junior
awesome	chief	daydream	experiment	goodness	keyboard
awful	choice	decide	explain	graceful	kindness
awhile	choose	delight	explanation	grade	knelt
bakery	chute	describe	explode	grandparents	knock
banana	cinder	desert	express	gravity	later
barber	circle	dessert	expression	grumpy	laundry
battle	citizenship	diary	fact	halt	lawyer

lazier	none	racing	singer	thought	we're
laziest	November	rapid	sketch	thousand	weather
lazy	nowhere	rattled	skyscraper	thread	Wednesday
leaf	o'clock	rattling	slimy	throat	weigh
leaves	obey	really	slippery	through	when
ledge	occurrence	rebuild	smoky	Thursday	where
libraries	ocean	recall	sneakers	tighten	whether
library	October	receive	snowflake	tireless	which
lightning	office	recent	soft	title	whisper
listen	officer	refrigerator	somewhere	toast	whistle
lived	often	regular	southwest	too	who
living	ought	review	space	tougher	who's
loose	our	rewrite	spelling	traffic	whole
lose	outfield	right	spring	traveled	whose
magic	oxygen	roof	squeeze	traveling	why
magician	oyster	roofs	stalk	triangle	wild
main	paragraph	rougher	stall	trophy	wolf
matter	pedal	roughest	straight	trouble	wolves
mean	penny	ruin	strait	truth	wonder
medal	people	sadness	strange	Tuesday	world
meddle	pharmacy	sailor	stranger	twice	worse
melody	photograph	sandwich	string	twilight	worth
menu	phrase	Saturday	strong	two	wound
mighty	physician	saucer	studied	umpire	wrapped
million	piano	scarecrow	studying	unable	wrapper
mind	picnic	scent	suddenly	unbeaten	wrapping
minute	picture	schoolroom	sugar	uncertain	wreath
misbehave	piece	scissors	summer	uncle	wrench
mission	pilot	sealing	supertime	uncomfortable	wrist
misspell	pitcher	search	surface	undercover	write
misunderstand	pollute	season	swiftly	understanding	wrong
misuse	pollution	second	switch	uniform	year
moisture	potato	secret	taught	unkind	you'll
month	potatoes	September	telephone	unknown	you're
mountain	prepare	service	temperature	unusual	
much	problem	shampoo	tenth	used	
multiply	program	shirt	that's	usual	
music	pronounce	shoes	their	vacant	
musician	pulley	shoot	then	vein	
naughty	puny	shower	there	village	
neighbor	purchase	shown	these	voice	
nephew	quicker	shrimp	they'd	volcano	
news	quickest	sight	they're	voyage	
nightly	quiet	sign	they've	walked	
nobody	quite	signal	thirsty	wallet	
noise	raced	since	thirty	watch	

# Answer Key

## Building Spelling Skills

### Page 21 (Page 5)

- burglar, freedom
- eclipse
- snowflake
- hungry, between
- attract, twilight
- glance, slimy
- trouble, laundry

### Page 22 (Page 6)

- burglar
- glance
- trouble
- gravity
- hungry
- twilight
- freedom
- bridge
- attract
- between
- snowflake
- switch

glance  
snowflake  
trouble  
eclipse

freedom  
between  
secret  
bridge

- |         |       |              |
|---------|-------|--------------|
| 1. hun  | cret  | 1. hungry    |
| 2. se   | gry   | 2. secret    |
| 3. laun | ble   | 3. laundry   |
| 4. trou | light | 4. trouble   |
| 5. twi  | dry   | 5. twilight  |
| 6. be   | dom   | 6. between   |
| 7. snow | flake | 7. snowflake |
| 8. free | tween | 8. freedom   |

### Page 23 (Page 7)

These words should be circled:

- |             |            |
|-------------|------------|
| 1. freedom  | 5. trouble |
| 2. between  | 6. applaud |
| 3. twilight | 7. bridge  |
| 4. attract  | 8. secret  |

These words should be circled and written correctly:

- |              |           |
|--------------|-----------|
| 1. glance    | glance    |
| 2. hungry    | hungry    |
| 3. switch    | switch    |
| 4. laundry   | laundry   |
| 5. describe  | describe  |
| 6. slimy     | slimy     |
| 7. gravity   | gravity   |
| 8. snowflake | snowflake |
| 9. burglar   | burglar   |
| 10. eclipse  | eclipse   |

### Page 25 (Page 9)

- where, spring
- athlete, awhile
- whistle, gather
- watch, these
- change, sandwich
- singer, whisper
- thirsty, nowhere
- worth, slippery

### Page 26 (Page 10)

- |            |         |          |
|------------|---------|----------|
| 1. these   | gather  | thread   |
| 2. athlete | worth   | thirsty  |
| 3. attach  | change  | sandwich |
| 4. watch   |         |          |
| 5. where   | whisper | whistle  |
| 6. awhile  | nowhere |          |

- |            |           |              |
|------------|-----------|--------------|
| 1. nowhere | 6. awhile | 11. thread   |
| 2. thirsty | 7. worth  | 12. whisper  |
| 3. watch   | 8. gather | 13. sandwich |
| 4. where   | 9. change | 14. athlete  |
| 5. attach  | 10. these | 15. whistle  |

### Page 27 (Page 11)

These words should be underlined: slippery, worth, spring, nowhere, whistle

These words should be circled and written correctly:

- |             |          |
|-------------|----------|
| 1. Attach   | Attach   |
| 2. sandwich | sandwich |
| 3. athlete  | athlete  |
| 4. thirsty  | thirsty  |
| 5. watched  | watched  |
| 6. singer   | singer   |
| 7. whisper  | whisper  |
| 8. awhile   | awhile   |
| 9. Nowhere  | Nowhere  |
| 10. worth   | worth    |
| 11. whistle | whistle  |
| 12. changes | changes  |

### Page 29 (Page 13)

- grade
- neighbor, April
- stranger
- explain
- ankle, able
- weigh
- display
- space

### Page 30 (Page 14)

long a sound  
explain able later space  
stranger grade display main  
neighbor weigh vein April  
freight

short a sound  
fact began clasp rapid ankle

- |          |       |             |
|----------|-------|-------------|
| 1. neigh | play  | 1. neighbor |
| 2. dis   | bor   | 2. display  |
| 3. be    | ger   | 3. began    |
| 4. ex    | id    | 4. explain  |
| 5. stran | gan   | 5. stranger |
| 6. rap   | plain | 6. rapid    |

### Page 31 (Page 15)

These words should be circled and written correctly: display, space, began, facts, explained, weigh, rapid, stranger, main, freight, April's, grade, later, neighbor, neighbor

### Page 33 (Page 17)

- squeeze, piece
- else, people
- fifteen, tenth
- spelling, believe
- empty, mean
- eager, sketch
- easy, sneakers
- When, receive

### Page 34 (Page 18)

- |             |             |              |
|-------------|-------------|--------------|
| 1. squeeze  | 7. sketch   | 13. receive  |
| 2. else     | 8. easy     | 14. piece    |
| 3. believe  | 9. eager    | 15. edge     |
| 4. when     | 10. empty   | 16. spelling |
| 5. tenth    | 11. mean    | 17. people   |
| 6. sneakers | 12. fifteen | 18. then     |
| 1. when     | 7. sketch   | 13. eager    |
| 2. mean     | 8. spelling | 14. squeeze  |
| 3. believe  | 9. receive  | 15. sneakers |
| 4. piece    | 10. tenth   | 16. easy     |
| 5. empty    | 11. else    | 17. people   |
| 6. edge     | 12. fifteen | 18. then     |
- believe receive piece

1. squeeze
2. eager
3. piece
4. empty
5. receive
6. mean
7. believe
8. sketch
9. edge
10. easy

### Page 35 (Page 19)

These words should be circled:

1. believe
2. piece
3. receive
4. else
5. easy
6. sketch
7. empty
8. mean
9. squeeze
10. spelling
11. people
12. eager

These words should be circled and written correctly:

1. tenth tenth
2. fifteen fifteen
3. people people
4. sneakers sneakers
5. Then Then
6. When When
7. else else
8. edge edge

### Page 37 (Page 21)

**Down**

1. buy
2. title
3. which
5. string
6. picnic
9. wild

**Across**

3. why
4. inch
5. skyscraper
7. decide
8. since
9. write
10. right

### Page 38 (Page 22)

**fix**

- since  
which  
inch  
string  
shrimp  
picnic  
bicycle

**pie**

- title  
mind  
wild  
decide  
why  
skyscraper  
buy  
right  
lightning  
write  
cypress  
bicycle

1. ti — cide
2. pic — ning
3. de — tle
4. light — nic
5. cy — press
1. title
2. picnic
3. decide
4. lightning
5. cypress

### Page 39 (Page 23)

1. since
2. write
3. string
4. title

These words should be circled and written correctly:  
picnic, wild, Why, bicycle, lightning, inch, decide, which, shrimp, skyscraper, cypress

### Page 41 (Page 25)

1. a. strong e. problem
2. a. October b. whole f. wrong
3. a. control g. bottom
4. a. copy h. foe
5. a. doughnut
6. a. toast
7. a. cloth
8. a. throat
9. a. coach

### Page 42 (Page 26)

fox	goat
strong	foe
wrong	doughnut
copy	toast
cloth	coach
problem	throat
bottom	smoky
	whole
	explode
	shown
	bowl

Wrong whole shown bowl  
explode doughnut foe throat

### Page 43 (Page 27)

These words should be circled and written correctly:

1. doughnut doughnut
2. October October
3. strong strong
4. Copy Copy
5. problem problem
6. shown shown
7. bowl bowl
8. coach coach
9. smoky smoky
10. foe foe

7. toast toast
8. throat throat
9. whole whole
10. bottom bottom
11. explode explode

### Page 45 (Page 29)

1. c
2. n
3. a
4. b
5. h
6. i
7. d
8. e
9. k
10. o
11. l
12. m
13. f
14. g
15. j

### Page 46 (Page 30)

cup	use
blush	uniform
crutch	usual
crunch	human
grumpy	cubicle
much	cute
uncle	fuel
umpire	used
none	
does	

1. grum — ture
2. um — man
3. hu — cle
4. un — pire
5. fu — py
6. beau — u — ful
7. un — i — al
8. us — i — cle
9. cub — ti — form
1. grumpy
2. umpire
3. human
4. uncle
5. future
6. beautiful
7. uniform
8. usual
9. cubicle

### Page 47 (Page 31)

These words should be circled and written correctly:

uncle, uniform, cute, fuel, none, umpire, grumpy, beautiful, crunch, blush, crutch, much

### Page 49 (Page 33)

**Down**

1. office
3. address
4. follow
6. matter
8. million
10. penny

**Across**

2. village
5. occurrence
7. summer
9. dollars
11. wallet
12. wrapper

**Page 50**

- |              |                |
|--------------|----------------|
| 1. address   | 13. matter     |
| 2. blizzard  | 14. summer     |
| 3. wallet    | 15. cattle     |
| 4. collide   | 16. dollar     |
| 5. office    | 17. supertime  |
| 6. wrapper   | 18. occurrence |
| 7. penny     |                |
| 8. million   |                |
| 9. village   |                |
| 10. battle   |                |
| 11. follow   |                |
| 12. scissors |                |

- |          |      |              |
|----------|------|--------------|
| 1. fol   | lide | 1. follow    |
| 2. bat   | low  | 2. battle    |
| 3. mat   | ter  | 3. matter    |
| 4. col   | tle  | 4. collide   |
| 5. of    | tle  | 5. office    |
| 6. cat   | fice | 6. cattle    |
| 7. vil   | ny   | 7. village   |
| 8. wal   | lar  | 8. wallet    |
| 9. pen   | lage | 9. penny     |
| 10. scis | let  | 10. scissors |
| 11. dol  | sors | 11. dollar   |
| 12. mil  | lion | 12. million  |

**Page 51**

These words should be circled:  
dollar village collide cattle  
supertime million summer

These words should be circled  
and written correctly:

- |                   |          |
|-------------------|----------|
| 1. <u>office</u>  | office   |
| <u>villag</u>     | village  |
| 2. <u>addres</u>  | address  |
| <u>sumer</u>      | Summer   |
| 3. <u>folow</u>   | follow   |
| <u>scisors</u>    | scissors |
| 4. <u>dollers</u> | dollars  |
| <u>pennie</u>     | penny    |
| 5. <u>bizzard</u> | blizzard |
| <u>million</u>    | million  |
| 6. <u>cattle</u>  | cattle   |
| <u>batle</u>      | battle   |

**Page 53**

- |               |              |
|---------------|--------------|
| 1. a. January | e. July      |
| b. August     | f. November  |
| c. February   |              |
| d. September  |              |
| 2. a. Tuesday | c. Wednesday |
| b. Thursday   | d. Saturday  |

3. a year  
4. a month

1. seasons      2. calendar

**Page 54**

1. c  
2. a  
3. b  
4. g  
5. f  
6. e  
7. d

1. f  
2. c  
3. i  
4. g  
5. h  
6. j  
7. l  
8. k  
9. d  
10. a  
11. e  
12. b

**Page 55**

These words should be circled:  
September, holiday, year, month,  
Tuesday, July, February, second,  
Wednesday

These words should be circled  
and written correctly:

- |                    |           |
|--------------------|-----------|
| 1. <u>holeday</u>  | holiday   |
| <u>Wednesday</u>   | Wednesday |
| 2. <u>mounth</u>   | month     |
| <u>lanary</u>      | January   |
| 3. <u>minetes</u>  | minutes   |
| <u>seconts</u>     | seconds   |
| 4. <u>Tuesday</u>  | Tuesday   |
| <u>Thersday</u>    | Thursday  |
| 5. <u>July</u>     | July      |
| 6. <u>Saturday</u> | Saturday  |

**Page 57**

1. purchase, banana  
2. compass, ocean  
3. pedal, across  
4. mountain  
5. alone  
6. often  
7. given, color  
8. brother, cousin

9. appear, front  
10. again

**Page 58**

across alone among again  
about appear brother banana  
compass heaven mountain ocean  
cousin given often

- |              |               |
|--------------|---------------|
| 1. a cross   | 10. giv en    |
| 2. a lone    | 11. heav en   |
| 3. a mong    | 12. o cean    |
| 4. a gain    | 13. cous in   |
| 5. ap pear   | 14. pur chase |
| 6. moun tain | 15. of ten    |
| 7. broth er  | 16. col or    |
| 8. com pass  | 17. ped al    |
| 9. ba na na  |               |

**Page 59**

These words should be circled:

- |           |           |
|-----------|-----------|
| 1. heaven | 5. appear |
| 2. ocean  | 6. again  |
| 3. color  | 7. banana |
| 4. pedal  | 8. front  |

These words should be circled and  
written correctly:

- |  |
|--|
| 1. <u>cousan</u> <u>brothur</u> <u>acros</u> <u>mowntens</u> |
| cousin brother across mountains                              |
| 2. <u>pruchased</u> <u>compas</u> <u>amung</u>               |
| purchased compass among                                      |
| 3. <u>alon</u>   |
| alone  |
| 4. <u>often</u> <u>givan</u>                                 |
| often given  |

**Page 61**

1. I'm  
2. don't, o'clock  
3. who's  
4. aren't  
5. isn't  
6. Didn't  
7. It's  
8. We're  
9. You're

**Page 62**

1. aren't o  
2. don't o  
3. you'll wi  
4. they've ha  
5. could've ha

6. they'd woul
7. who's i
8. it's i
9. I'm a
10. isn't o
11. we're a
12. o'clock f the
13. haven't o
14. couldn't o
15. you're a
16. they're a
17. that's i
18. didn't o

### Page 63

- |             |              |
|-------------|--------------|
| 1. I'm      | 10. isn't    |
| 2. it's     | 11. we're    |
| 3. who's    | 12. o'clock  |
| 4. they'd   | 13. haven't  |
| 5. could've | 14. couldn't |
| 6. they've  | 15. you're   |
| 7. you'll   | 16. that's   |
| 8. don't    | 17. they're  |
| 9. aren't   | 18. didn't   |

These words should be circled and written correctly:

- |                    |         |
|--------------------|---------|
| 1. <u>doen't</u>   | don't   |
| 2. <u>Thay're</u>  | They're |
| 3. <u>ol'clock</u> | o'clock |
| 4. <u>Who'se</u>   | Who's   |
| 5. <u>doen't</u>   | don't   |
| 6. <u>You'r</u>    | You're  |
| 7. <u>Were</u>     | We're   |
| 8. <u>Thats</u>    | That's  |
| 9. <u>Im</u>       | I'm     |
| 10. <u>You'l</u>   | You'll  |
| 11. <u>Its</u>     | It's    |

### Page 65

- | Down         | Across         |
|--------------|----------------|
| 1. outfield  | 4. himself     |
| 2. breakfast | 8. grandparent |
| 3. birthday  | 9. nobody      |
| 5. dragonfly | 10. anyone     |
| 6. daydream  | 11. scarecrow  |
| 7. keyboard  |                |

### Page 66

1. chalkboard
2. somewhere
3. afternoon
4. however
5. herself
6. grandparents

- |                |                   |
|----------------|-------------------|
| 1. any/one     | 10. day/dream     |
| 2. how/ever    | 11. down/stairs   |
| 3. every/thing | 12. grand/parents |
| 4. him/self    | 13. break/fast    |
| 5. birth/day   | 14. out/field     |
| 6. her/self    | 15. scare/crow    |
| 7. some/where  | 16. no/body       |
| 8. after/noon  | 17. dragon/fly    |
| 9. chalk/board | 18. key/board     |

### Page 67

These words should be circled and written correctly:

- |                         |              |
|-------------------------|--------------|
| 1. <u>any one</u>       | anyone       |
| 2. <u>birth day</u>     | birthday     |
| 3. <u>her self</u>      | herself      |
| 4. <u>hemself</u>       | himself      |
| 5. <u>every thing</u>   | everything   |
| 6. <u>dragon fly</u>    | dragonfly    |
| 7. <u>Somewhere</u>     | Somewhere    |
| 8. <u>key borad</u>     | keyboard     |
| 9. <u>outfeild</u>      | outfield     |
| 10. <u>chalk board</u>  | chalkboard   |
| 11. <u>No body</u>      | Nobody       |
| 12. <u>scarcrow</u>     | scarecrow    |
| 13. <u>grandparants</u> | grandparents |
| 14. <u>break fast</u>   | breakfast    |
| 15. <u>day dreaming</u> | daydreaming  |
| 16. <u>down stairs</u>  | downstairs   |

These words should be circled:

1. outfield
2. afternoon
3. everything
4. breakfast
5. nobody

### Page 69

Three of the following should be written:

- |           |          |           |
|-----------|----------|-----------|
| 1. living | rattling | studying  |
| traveling | changing | appearing |
| racing    | hoping   | wrapping  |

Three of the following should be written:

- |              |           |          |
|--------------|-----------|----------|
| 2. lived     | rattled   | studied  |
| traveled     | changed   | appeared |
| raced        | hoped     | wrapped  |
| 3. a. travel | e. live   |          |
| b. study     | f. hope   |          |
| c. race      | g. rattle |          |
| d. change    | h. appear |          |

### Page 70

1. living - drop **e**
2. wrapping - double final consonant
3. rattling - drop **e**
4. hoping - drop **e**
5. studying - no change
6. racing - drop **e**
7. traveling - no change
8. changing - drop **e**
9. appearing - no change

1. lived - drop **e**
2. wrapped - double final consonant
3. rattled - drop **e**
4. hoped - drop **e**
5. studied - change **y** to **i**
6. raced - drop **e**
7. traveled - no change
8. changed - drop **e**
9. appeared - no change

### Page 71

1. rattling
2. racing
3. traveled
4. changing
5. appearing

These words should be circled and written correctly:

- |           |          |         |
|-----------|----------|---------|
| traveling | raced    | studied |
| changed   | wrapping | lived   |
| appeared  | hoped    |         |

### Page 73

- | Down       | Across      |
|------------|-------------|
| 1. lazier  | 4. biggest  |
| 2. busiest | 6. roughest |
| 3. bigger  | 7. cleanest |
| 5. rougher | 9. earliest |
| 7. cleaner | 10. heavier |
| 8. earlier |             |

### Page 74

1. cleaner - no change
2. bigger - double final consonant
3. earlier - change **y** to **i**
4. quicker - no change
5. busier - change **y** to **i**
6. rougher - no change
7. heavier - change **y** to **i**
8. happier - change **y** to **i**
9. lazier - change **y** to **i**

1. cleanest - no change
2. biggest - double final consonant
3. earliest - change **y** to **i**
4. quickest - no change
5. busiest - change **y** to **i**
6. roughest - no change
7. heaviest - change **y** to **i**
8. happiest - change **y** to **i**
9. laziest - change **y** to **i**

### Page 75

These words should be circled:

heaviest quick  
lazy quicker  
busy cleanest  
roughest happiest

These words should be circled and written correctly:

1. biggest bigger
2. earliest earliest
3. lazier laziest
4. happier happier
5. heaviest heavier
6. busiest busiest
7. quickest quickest
8. cleanest cleanest
9. rougher rougher
10. happiest happiest
11. busier busier

### Page 77

1. shirt, collar
2. worse, world
3. sailor, doctor
4. barber, curly
5. earth, shower
6. service, wonder, bakery
7. early, another
8. thirty, surface

### Page 78

- |            |            |
|------------|------------|
| 1. doctor  | 8. service |
| 2. barber  | 9. worse   |
| 3. shower  | 10. bakery |
| 4. wonder  | 11. world  |
| 5. sailor  | 12. thirty |
| 6. another | 13. curly  |
| 7. dollar  | 14. shirt  |
- 
- |             |             |
|-------------|-------------|
| 1. ear ly   | 7. sur face |
| 2. thir ty  | 8. cur ly   |
| 3. doc tor  | 9. sail or  |
| 4. ser vice | 10. show er |
| 5. won der  | 11. dol lar |
| 6. bar ber  | 12. col lar |

### Page 79

These words should be circled and written correctly:  
thirty Earth world shower  
surface service doctor  
worse early search sailor curly

### Page 81

#### Down

1. journeys
2. leaf
3. hero
6. leaves
7. ditches
8. ditch
9. roofs
12. potato

#### Across

4. wolves
5. journey
10. families
11. wolf
13. heroes
14. potatoes
15. roof

### Page 82

1. leaves - change **f** to **v**, add **es**
2. heroes - add **es**
3. potatoes - add **es**
4. families - change **y** to **i**, add **es**
5. ditches - add **es**
6. wolves - change **f** to **v**, add **es**
7. libraries - change **y** to **i**, add **es**
8. journeys - add **s**

1. he roes
2. ditch es
3. jour neys
4. po ta toes
5. fam i lies
6. li brar ies

### Page 83

These words should be circled:  
libraries potatoes ditches  
wolves

These words should be circled and written correctly:

- |                      |           |
|----------------------|-----------|
| 1. <u>family</u>     | family    |
| 2. <u>ditches</u>    | ditches   |
| 3. <u>herow</u>      | hero      |
| 4. <u>potatos</u>    | potatoes  |
| 5. <u>leafs</u>      | leaves    |
| 6. <u>rooves</u>     | roofs     |
| 7. <u>wolfs</u>      | wolves    |
| 8. <u>journy</u>     | journey   |
| 9. <u>families</u>   | families  |
| 10. <u>librare</u>   | library   |
| 11. <u>rouf</u>      | roof      |
| 12. <u>woolf</u>     | wolf      |
| 13. <u>leet</u>      | leaf      |
| 14. <u>heros</u>     | heroes    |
| 15. <u>libraries</u> | libraries |

### Page 85

1. a. also  
b. crawl  
c. false  
d. soft
2. a. soft  
b. halt  
c. false  
d. bought
3. a. officer e. cough  
b. faucet f. because  
c. saucer g. also  
d. lawyer h. crawl

### Page 86

fall	caught	law
also	faucet	lawyer
almost	saucer	awesome
false	caution	crawl
stalk	because	awful
halt		
stall		

loft	trough
officer	bought
soft	cough

- |        |       |            |
|--------|-------|------------|
| 1. be  | some  | 1. because |
| 2. awe | cause | 2. awesome |
| 3. al  | cet   | 3. also    |
| 4. law | so    | 4. lawyer  |
| 5. fau | yer   | 5. faucet  |
| 6. sau | tion  | 6. saucer  |
| 7. cau | most  | 7. caution |
| 8. al  | cer   | 8. almost  |

### Page 87

These words should be circled:  
almost, cough, lawyer, faucet,  
stalk, bought, stall, awful,  
awesome, saucer

These words should be circled and written correctly:

1. all most almost
2. sawcer saucer
3. lawyer lawyer
4. caution caution
5. awsome awesome
6. crawl crawl
7. bah bought
8. soft soft
9. awful awful
10. cough cough



6. faucet faucet  
 because because  
 7. officer officer  
 Halt Halt  
 8. also also  
 false false

### Page 89

dancer strange dangerous  
 circle cardinal gentle damage

cereal sugar signal regular  
 concert

### Page 90

soft c	hard c
cinder	circle
circle	cardinal
concert	concert
cereal	cycle
cycle	
dancer	
celebrate	
twice	

soft g	hard g
dangerous	signal
strange	regular
ledge	sugar
damage	geography
geography	
gentle	

1. cycle 5. signal  
 2. circle 6. gentle  
 3. celebrate 7. strange  
 4. geography 8. dangerous

1. damage 3. strange  
 2. dangerous 4. gentle

### Page 91

These words should be circled:  
 strange cinder ledge sugar  
 cycle cardinal regular  
 dangerous

These words should be circled  
 and written correctly:

1. dancer dancer  
 twice twice  
 2. cardinal cardinal  
 cereal cereal  
 3. dangerous dangerous  
 ledge ledge

4. geography geography  
 strange strange  
 5. regular regular  
 cinder cinder  
 6. damage damage  
 signal signal

### Page 93

#### Down

1. clues  
 2. few  
 5. ruin  
 7. whose  
 8. June  
 9. choose  
 11. wound

#### Across

3. duty  
 4. cruel  
 6. news  
 9. conclusion  
 10. shoes  
 11. who  
 12. schoolroom

### Page 94

1. few 10. ruin  
 2. schoolroom 11. through  
 3. June 12. news  
 4. cruel 13. whose  
 5. shoes 14. conclusion  
 6. truth 15. shampoo  
 7. duty 16. wound  
 8. who 17. clues  
 9. choose 18. junior

1. 1 10. 1  
 2. 1 11. 2  
 3. 1 12. 1  
 4. 2 13. 3  
 5. 1 14. 1  
 6. 2 15. 2  
 7. 1 16. 2  
 8. 1 17. 1  
 9. 1 18. 2

### Page 95

These words should be circled  
 and written correctly:  
 schoolroom duty News through  
 few clues conclusion truth  
 wounded Who cruel junior June  
 whose

### Page 97

crowded voice noise  
 appoint amount  
 voyage thousand  
 southwest(ern) pronounce  
 oyster flour choice enjoy

### Page 98

1. voice 6. avoid  
 2. oyster 7. appoint  
 3. voyage 8. enjoy  
 4. annoy 9. moisture  
 5. choice 10. noise  
 1. drown 5. southwest  
 2. amount 6. thousand  
 3. fountain 7. flour  
 4. crowded 8. pronounce

1. oys nounce 1. oyster  
 2. an ter 2. annoy  
 3. pro tain 3. pronounce  
 4. foun noy 4. fountain  
 5. a mount 5. amount  
 6. thou ture 6. thousand  
 7. south sand 7. southwest  
 8. mois west 8. moisture  
 9. en age 9. enjoy  
 10. voy joy 10. voyage

### Page 99

These words should be circled:

1. amount 5. voice  
 2. thousand 6. appoint  
 3. enjoy 7. pronounce  
 4. voyage 8. southwest

These words should be circled  
 and written correctly:

1. annoy annoy  
 noise noise  
 2. avoid avoid  
 drown drown  
 3. choice choice  
 oyster oyster  
 4. flour flour  
 5. crowded crowded  
 6. moisture moisture

### Page 101

#### Across

1. phrase  
 2. enough  
 4. chief  
 7. paragraph  
 10. pharmacy  
 11. telephone

#### Down

1. photograph  
 3. nephew  
 5. fifty  
 6. trophy  
 8. alphabet  
 9. draft



**Page 102**

1. enough
  2. tougher
  3. fifty
  4. pharmacy
  5. alphabet
  6. nephew
  7. trophy
  8. paragraph
  9. telephone
  10. photograph
  11. giraffe
  12. forest
  13. figure
  14. refrigerator
  15. draft
  16. phrase
  17. traffic
  18. chief
1. figure
  2. giraffe
  3. fifty
  4. traffic
  5. draft
  6. alphabet
  7. paragraph
  8. trophy
  9. chief
  10. phrase
  11. refrigerator
  12. pharmacy
  13. enough
  14. forest
  15. photograph
  16. telephone
  17. nephew
  18. tougher

**Page 103**

These words should be circled and written correctly:

Pharmacy nephew fifty  
tougher enough forest giraffes  
nephew trophy photograph  
paragraph chief

**Page 105**

daughter thought brought  
nightly frighten flight flashlight  
caught sight brighter brighter  
delight naughty daughter

**Page 106**

1. flight
  2. delight
  3. thought
  4. caught
  5. bright or brought
  6. brought or bright
1. brought
  2. fault
  3. thought
  4. fought
  5. caught
  6. daughter
  7. taught
  8. naughty
  1. frighten
  2. flight
  3. brighter
  4. flashlight
  5. mighty
  6. delight
  7. lighten
  8. nightly

letters are g h

**Page 107**

These words should be circled:  
caught delight taught  
ought sight

These words should be circled and written correctly:

1. ought
2. tight
3. fought
4. daughter
5. flashlight
6. sight
7. thought
8. brought
9. brighter
- ought
- tighten
- fault
- fought
- caught
- flight
- daughter
- taught
- flashlight
- nightly
- sight
- frighten
- thought
- naughty
- brought
- delight
- brighter

**Page 109****Down**

1. knelt
2. fasten
3. answer
4. wreath
5. calf
6. island
10. climber
11. key
12. chin
14. judge

**Across**

4. wrench
7. scent
8. listen
9. eat
11. knock
13. walked
15. sign
16. doubt
17. wrist

Non-spelling words: eat, key, chin

**Page 110**

1. calf
2. walked
3. ghost
4. gnawed
5. climber
6. wreath
7. listen
8. island
9. scent
10. wrench
11. judge
12. fasten
13. wrist
14. doubt
15. knock
16. answer
17. knelt
18. sign
1. knelt
2. knock
3. wrist
4. wrench
5. wreath
6. gnawed
7. sign
8. calf
9. walked
10. climber
11. listen
12. fasten
13. answer
14. doubt
15. judge
16. scent

1. walked
2. fasten
3. ghost
4. gnawed
5. listen
6. answer

**Page 111**

1. wrench
2. wreath
3. walked
4. gnawed
5. knock
1. listen
2. calf
3. doubt
4. judge
5. climber
6. island
7. wrist
8. wrench
6. answer
7. doubt
8. wrist
9. judge
10. climber
- Listen
- knock
- calf
- knelt
- doubt
- sign
- judge
- answer
- climber
- fasten
- island
- scent
- wrist
- walked
- wrench
- wreath

**Page 113**

1. physician
2. magician
3. musician
4. attention
5. education
6. pollution
7. division
8. fiction
9. action
10. expression
1. pollute
2. divide
3. fiction
4. action

**Page 114**

1. expression
2. action
3. attention
4. division
5. education
6. pollution

two-syllable words	three-syllable words
action	division
fiction	attention
mission	pollution
divide	expression
attend	educate
pollute	musician
express	magician
music	physician
magic	

**four-syllable words**

education

**Page 115** (Page 99)

These words should be circled and written correctly:

musician magician physician  
musician music expression  
physician musician attention  
magician express physician  
pollution magician divide  
physician mission musician  
magician physician

**Page 117** (Page 101)

1. pilot, volcano
2. climate, lazy
3. piano, program
4. flavor, menu
5. gigantic, pulley
6. prepare
7. recent, really
8. puny, obey
9. vacant, triangle

**Page 118** (Page 102)

- |                    |                     |
|--------------------|---------------------|
| 1. <u>Cozy</u>     | 9. <u>Climate</u>   |
| 2. volcano         | 10. <u>Gigantic</u> |
| 3. <u>flavor</u>   | 11. pulley          |
| 4. <u>piano</u>    | 12. <u>program</u>  |
| 5. <u>recent</u>   | 13. <u>Obey</u>     |
| 6. menu            | 14. <u>Puny</u>     |
| 7. <u>pilot</u>    | 15. <u>prepare</u>  |
| 8. <u>triangle</u> | 16. <u>vacant</u>   |

lazy item really gigantic  
flavor obey piano triangle

lazy climate recent  
obey menu item

**Page 119** (Page 103)

These words should be circled:  
climate recent pilot puny  
obey program volcano

These words should be circled and written correctly:

- |                  |          |
|------------------|----------|
| 1. <u>lasy</u>   | lazy     |
| <u>vakint</u>    | vacant   |
| 2. <u>itam</u>   | item     |
| <u>valcano</u>   | volcano  |
| 3. <u>flaver</u> | flavor   |
| <u>Gigantic</u>  | Gigantic |
| 4. <u>pielot</u> | pilot    |
| <u>realle</u>    | really   |
| 5. <u>resent</u> | recent   |
| <u>pieno</u>     | piano    |

- |                  |          |
|------------------|----------|
| 6. <u>oby</u>    | obey     |
| <u>puley</u>     | pulley   |
| 7. <u>punee</u>  | puny     |
| <u>menue</u>     | menu     |
| 8. <u>climat</u> | climate  |
| <u>Triangel</u>  | Triangle |
| 9. <u>pripar</u> | prepare  |
| <u>programe</u>  | program  |

**Page 121** (Page 105)

- | Down       | Across      |
|------------|-------------|
| 1. too     | 2. shoot    |
| 3. their   | 5. straight |
| 4. chute   | 6. strait   |
| 5. sealing | 8. herd     |
| 7. medal   | 9. ceiling  |
| 8. heard   | 10. hour    |
| 9. close   | 12. there   |
| 11. our    |             |
| 12. two    |             |

**Page 122** (Page 106)

- |                     |            |
|---------------------|------------|
| 1. herd             | 6. shoot   |
| 2. close            | 7. ceiling |
| 3. our              | 8. too     |
| 4. meddle           | 9. there   |
| 5. straight         |            |
| 1. there, their     |            |
| 2. hour, our        |            |
| 3. shoot, chute     |            |
| 4. two, too         |            |
| 5. strait, straight |            |
| 6. meddle, medal    |            |
| 7. ceiling, sealing |            |
| 8. our, hour        |            |
| 9. close, clothes   |            |

**Page 123** (Page 107)

These words should be circled and written correctly:  
our There hour shoot two  
straight heard ceiling too close  
herd sealing their medal

**Page 125** (Page 109)

1. quiet, quite
2. angel, angle
3. already, all ready
4. dessert, desert
5. whether, weather
6. pitcher, picture
7. loose, lose
8. aisle, isle
9. diary, dairy

**Page 126** (Page 110)

- |            |            |
|------------|------------|
| 1. quiet   | 6. picture |
| 2. angle   | 7. loose   |
| 3. already | 8. aisle   |
| 4. desert  | 9. diary   |
| 5. weather |            |
| 1. al      | gel        |
| 2. pit     | cher       |
| 3. des     | er         |
| 4. an      | ready      |
| 5. wheth   | ert        |
| 6. weath   | er         |
| 7. qui     | sert       |
| 8. an      | et         |
| 9. des     | gle        |
| 1. already |            |
| 2. pitcher |            |
| 3. desert  |            |
| 4. angel   |            |
| 5. whether |            |
| 6. weather |            |
| 7. quiet   |            |
| 8. angle   |            |
| 9. dessert |            |

**Page 127** (Page 111)

These words should be circled:  
dairy angle quite picture  
already whether lose dessert  
loose isle

These words should be circled and written correctly:

- |                    |           |
|--------------------|-----------|
| 1. <u>aiile</u>    | aisle     |
| 2. <u>wheather</u> | weather   |
| <u>weather</u>     | whether   |
| 3. <u>pitchor</u>  | pitcher   |
| <u>pictur</u>      | picture   |
| 4. <u>daire</u>    | dairy     |
| <u>all readt</u>   | all ready |
| 5. <u>quit</u>     | quiet     |
| <u>diarry</u>      | diary     |
| 6. <u>angal</u>    | angle     |
| <u>alredy</u>      | already   |
| 7. <u>dessert</u>  | desert    |
| <u>desert</u>      | dessert   |
| 8. <u>loose</u>    | lose      |
| <u>lose</u>        | loose     |
| 9. <u>angil</u>    | angel     |
| <u>quit</u>        | quite     |

**Page 129** (Page 113)

1. fearful, graceful or friendly
2. hopeless, homeless
3. careful
4. friendly or cheerful
5. goodness, kindness OR kindness, goodness
6. suddenly
7. hopeful
8. swiftly

**Page 130**

1. hopeless or hopeful
2. hopeful or hopeless
3. sadness
4. friendly
5. tireless
6. fearful
7. cheerful
8. homeless
9. graceful
10. happily
11. careless or careful
12. angrily
13. swiftly
14. suddenly
15. darkness
16. goodness
17. careful or careless
18. kindness

1. hope less
2. hope ful
3. dark ness
4. an gri ly
5. hap pi ly
6. friend ly
7. kind ness

**Page 131**

These words should be circled and written correctly:

Suddenly darkness careless  
fearful hopeful tireless hopeless  
Sadness graceful friendly  
cheerful swiftly

**Page 133****Across**

1. rebuild
4. unknown
5. uncomfortable
9. review
10. unkind
11. recall

**Down**

2. unable
3. disagree
4. uncertain
6. misspell
7. rewrite
8. misuse

**Page 134**

1. unable
2. recall
3. misuse
4. disagree
5. misspell
6. rewrite
7. unbeaten
8. uncertain
9. disappear
10. uncomfortable

**Page 135**

These words should be circled: disappear, dishonest, uncomfortable, disagree, review, unable, unknown, recall, unkind, misunderstand

These words should be circled and written correctly:

1. ~~disapoint~~ disappoint
2. ~~disapear~~ disappear
3. ~~missunderstand~~ misunderstand
4. ~~mispelled~~ misspelled
5. ~~disagre~~ disagree
6. ~~dishonist~~ dishonest
7. ~~recal~~ recall
8. ~~missbehave~~ misbehave
9. ~~review~~ review
10. ~~rerite~~ rewrite
11. ~~uncomfortible~~ uncomfortable
12. ~~unkin~~ unkind

**Page 137**

1. temperature
2. favorite, imagination
3. enjoyment, computer
4. America, citizenship
5. understanding
6. undercover, invisible
7. unusual, melody
8. example, multiply

**Page 138**

1. favorite
2. invisible
3. multiply
4. unusual
5. mul ti ply
6. fa vor ite
7. en joy ment
8. tem per a ture
9. ox y gen
10. dis cus sion
11. cit i zen ship
12. A mer i ca
13. un us u al
14. un der stand ing
15. ex pla na tion
16. i mag i na tion

**Page 139**

These words should be circled and written correctly:  
computer imagination example  
multiply citizenship America  
unusual invisible undercover  
experiment understanding  
oxygen temperature enjoyment

# Daily Academic Vocabulary

*Daily Academic Vocabulary*, the newest addition to Evan-Moor's popular "Dailies" titles, is a supplemental vocabulary series for grades 2–6. This series features direct instruction of vocabulary, shown to be the most effective way to expand students' vocabulary. Both reproducible teacher's edition and student practice book formats are available. ***Correlated to state and Common Core State Standards.***

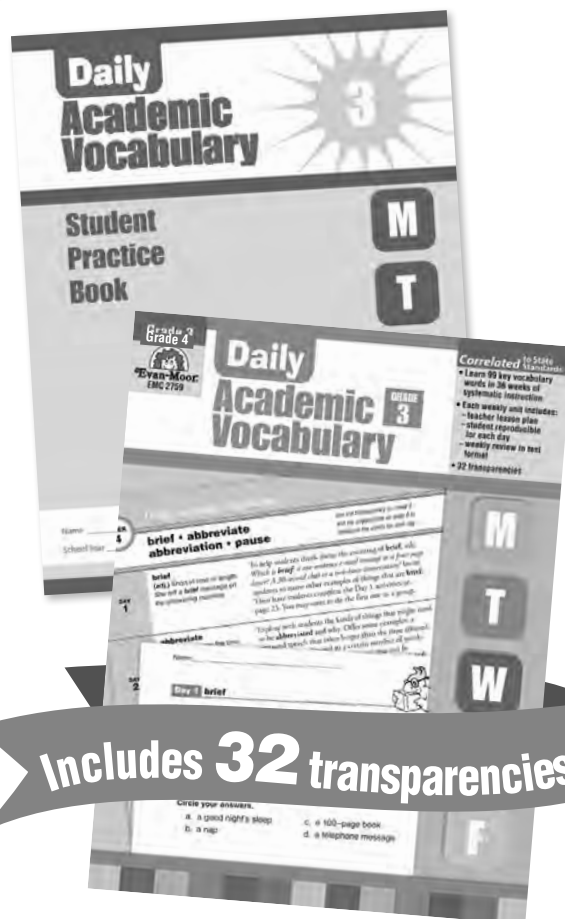
## Two Great Formats!

### Reproducible Teacher's Edition

- Definitions and sample sentences for each week's words
- Ideas for how to introduce the words
- Instruction that builds on students' personal connection to the words
- 32 Transparencies that display each week's words, definitions, and sample sentences

### Student Practice Books

- **Days 1–4** each week present three or four practice items that focus on using the words in a scholastic or personal context.
- **Day 5** is a review that features four multiple-choice items and an opened-ended writing activity that requires students to apply the words to their own experiences.
- **Four quarterly review weeks** give students additional practice on the words introduced in the prior eight weeks. Practice formats include cloze paragraphs, crosswords, and crack-the-code puzzles.



Includes 32 transparencies

### Teacher's Edition

Grade 2 EMC 2758

Grade 3 EMC 2759

Grade 4 EMC 2760

Grade 5 EMC 2761

Grade 6+ EMC 2762

### Student Pack (5 Student Books)

Grade 2 EMC 6507

Grade 3 EMC 6508

Grade 4 EMC 6509

Grade 5 EMC 6510


Grade 6+ EMC 6511

# Help your students develop the rich and diverse vocabulary they need for academic success!

Research shows that strong vocabulary and word knowledge is directly linked to academic accomplishment. Make sure your students develop the rich vocabulary that's essential to successful reading comprehension and academic achievement with *A Word a Day*.

Each book in this newly revised series covers 144 words in 36 engaging weekly units. And with new features, such as an oral review and a written assessment for each week, it's easier than ever to help your students develop the vocabulary they need.

Grade 1	EMC 2791-PRO
Grade 2	EMC 2792-PRO
Grade 3	EMC 2793-PRO
Grade 4	EMC 2794-PRO
Grade 5	EMC 2795-PRO
Grade 6+	EMC 2796-PRO



## About Evan-Moor Educational Publishers

### About Evan-Moor Educational Publishers

At Evan-Moor, our products are written, edited, and tested by professional educators. We strive to provide the best products and service possible. Evan-Moor's materials are directed to teachers and parents of prekindergarten through 6th-grade students, and most materials are correlated to state standards. We address all major curriculum areas, including:

**Reading**  
**Math**  
**ELL**  
**Geography**  
**Arts & Crafts**

**Science**  
**Early Childhood**  
**Writing**  
**Social Studies**  
**Teacher Resources**

### How We Began

In 1979, Joy Evans and Jo Ellen Moore were team-teaching first grade in a Title I school. They decided to put ideas that worked for their students into a book. They joined with Bill Evans (Joy's brother) to start Evan-Moor Educational Publishers with one title.

### Who We Became

Evan-Moor now offers over 450 titles, many of which have won awards for quality, creativity, and innovation. Our materials are used in classrooms around the world.

### Our Mission

Now, as then, we are dedicated to helping children learn. We think it is the world's most important job, and we strive to assist teachers and parents in this essential endeavor.



Evan-Moor products are available at fine teacher supply stores and bookstores everywhere and at [www.evan-moor.com](http://www.evan-moor.com).

# Daily Practice Books

**Perfect Supplements to Your Core Curriculum!**

**Research-Proven**


*Spaced practice contributes to retention of skills.*

- Practice for every day of the school year
- Help students prepare for standardized testing
- Correlated to state standards




**Daily Language Review**  
128 reproducible pages.

Grade 1	EMC 579-PRO
Grade 2	EMC 580-PRO
Grade 3	EMC 581-PRO
Grade 4	EMC 582-PRO
Grade 5	EMC 583-PRO
Grade 6	EMC 576-PRO
Grade 7	EMC 2797-PRO
Grade 8	EMC 2798-PRO




**Daily 6-Trait Writing**  
160 reproducible pages.

Grade 1	EMC 6021-PRO
Grade 2	EMC 6022-PRO
Grade 3	EMC 6023-PRO
Grade 4	EMC 6024-PRO
Grade 5	EMC 6025-PRO
Grade 6+	EMC 6026-PRO



**Daily Academic Vocabulary**  
160 reproducible pages *plus* 32 transparencies!

Grade 2	EMC 2758-PRO
Grade 3	EMC 2759-PRO
Grade 4	EMC 2760-PRO
Grade 5	EMC 2761-PRO
Grade 6	EMC 2762-PRO



**Daily Paragraph Editing**  
176 reproducible pages.

Grade 2	EMC 2725-PRO
Grade 3	EMC 2726-PRO
Grade 4	EMC 2727-PRO
Grade 5	EMC 2728-PRO
Grade 6+	EMC 2729-PRO



**Building Spelling Skills**  
160 reproducible pages.

Grade 1	EMC 2705-PRO
Grade 2	EMC 2706-PRO
Grade 3	EMC 2707-PRO
Grade 4	EMC 2708-PRO
Grade 5	EMC 2709-PRO
Grade 6+	EMC 2710-PRO




**Daily Science**  
192 reproducible pages.

Grade 1	EMC 5011-PRO
Grade 2	EMC 5012-PRO
Grade 3	EMC 5013-PRO
Grade 4	EMC 5014-PRO
Grade 5	EMC 5015-PRO
Grade 6+	EMC 5016-PRO



**Daily Math Practice**  
128 reproducible pages.

Grade 1	EMC 750-PRO
Grade 2	EMC 751-PRO
Grade 3	EMC 752-PRO
Grade 4	EMC 753-PRO
Grade 5	EMC 754-PRO
Grade 6+	EMC 755-PRO




**Daily Word Problems: Math**  
112 reproducible pages.

Grade 1	EMC 3001-PRO
Grade 2	EMC 3002-PRO
Grade 3	EMC 3003-PRO
Grade 4	EMC 3004-PRO
Grade 5	EMC 3005-PRO
Grade 6+	EMC 3006-PRO



**Daily Geography Practice**  
160 reproducible pages *plus* 36 transparencies!

Grade 1	EMC 3710-PRO
Grade 2	EMC 3711-PRO
Grade 3	EMC 3712-PRO
Grade 4	EMC 3713-PRO
Grade 5	EMC 3714-PRO
Grade 6+	EMC 3715-PRO



**Daily Handwriting Practice**  
112 reproducible pages.

**Traditional Manuscript**  
All Grades EMC 790-PRO

**Traditional Cursive**  
All Grades EMC 791-PRO

**Modern Manuscript**  
All Grades EMC 792-PRO

**Contemporary Cursive**  
All Grades EMC 793-PRO