

My name _____



Show What You Know:

If You See a Spring Flower ...

Use your *Let's Find Out* to answer the questions.

A grown-up can help you.

1. What **blooms** in spring?



flowers



snowflakes


2. What is a baby bird called?

chick

cub

3. What does a bird feed its baby?

Draw it in the bird's beak and label it.



4. Color these spring flowers.










My name _____

Word-Family Bird Nests

Help the birds feed the chicks!

Draw a line from each bird to the nest with the correct word family.

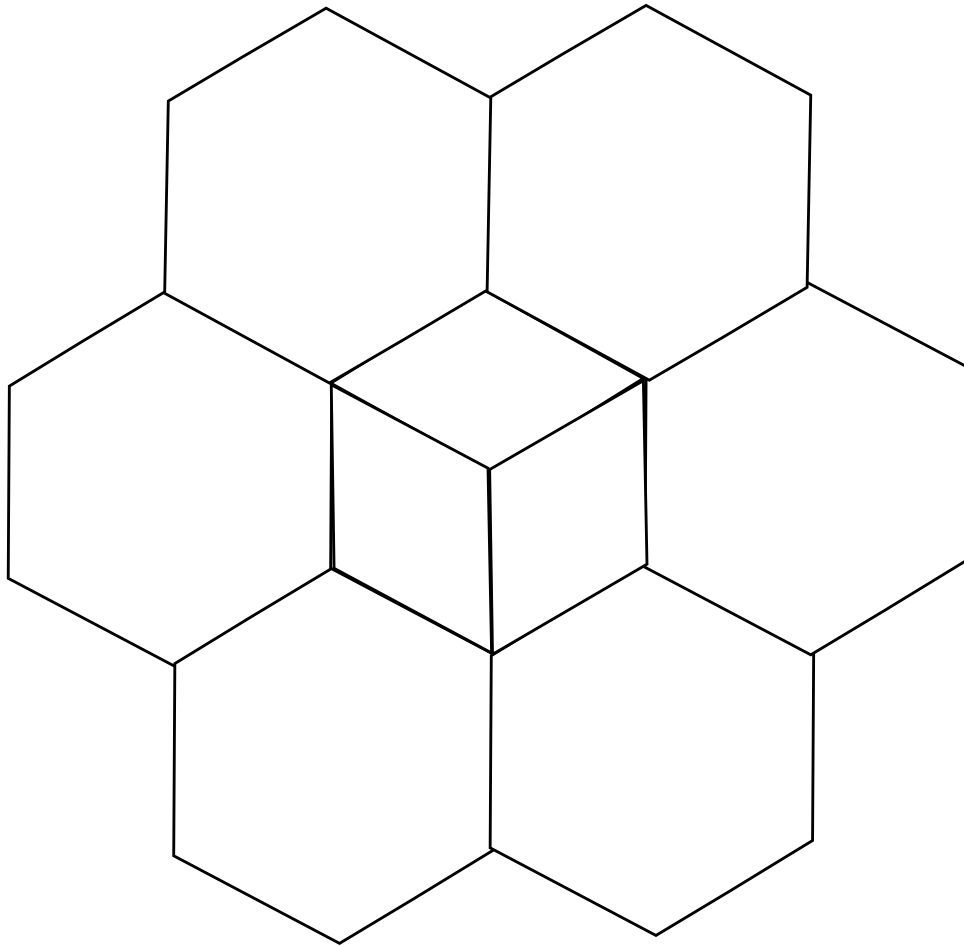


My name _____

Teachers: Use this sheet with the activity on page 4 of your Teacher's Guide.

Pattern Block Spring Flowers

Use pattern blocks to make spring flowers.



Count how many blocks of each shape you used. Then color your flower!

I used _____  .

I used _____  .

I used _____  .

I used _____  .

I used _____  .

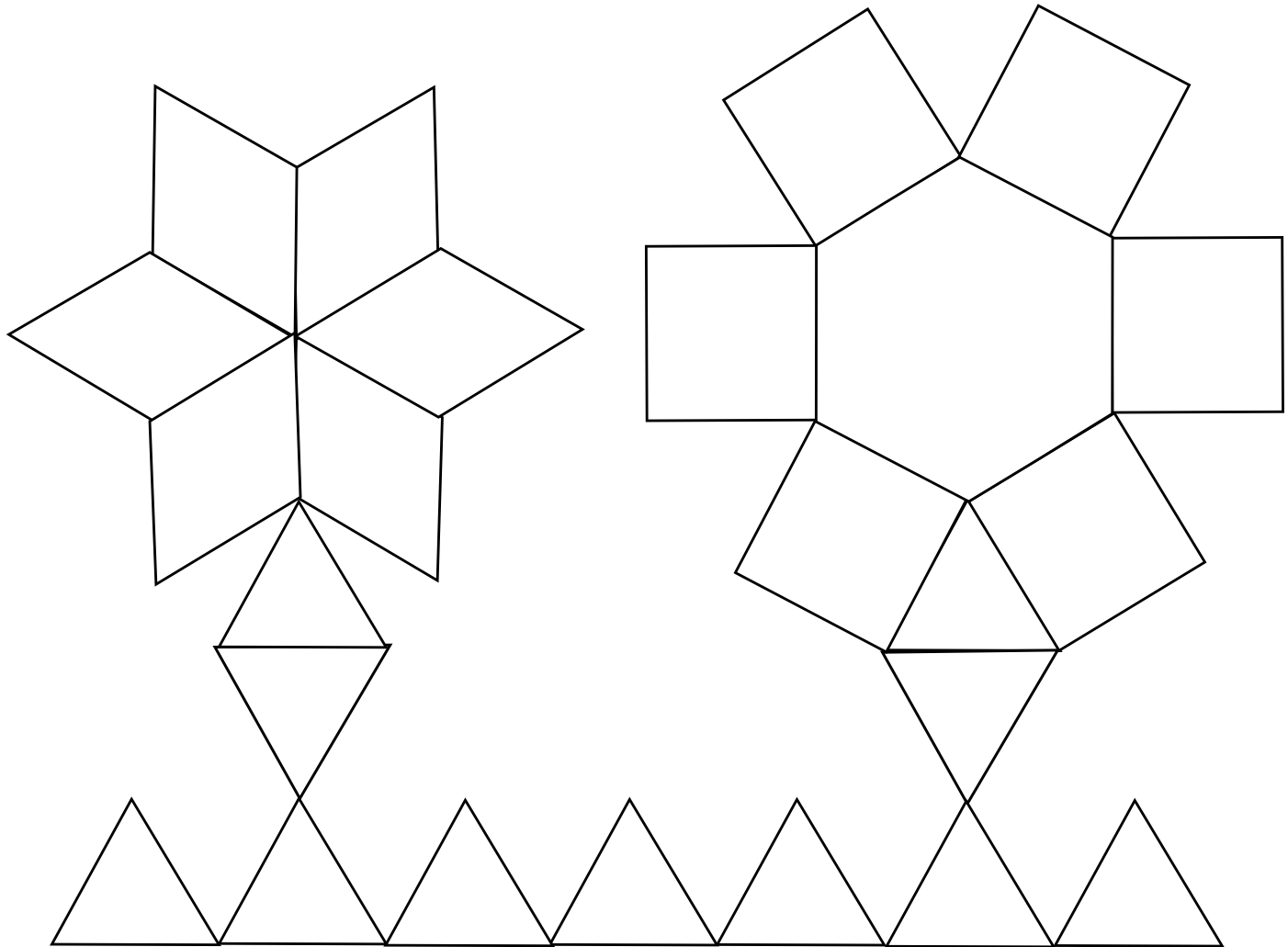
I used _____  .

My name _____

Teachers: Use this sheet with the activity on page 4 of your Teacher's Guide.

Pattern Block Spring Flowers

Use pattern blocks to make spring flowers.



Count how many blocks of each shape you used. Then color your flower!

I used _____  .

I used _____  .

I used _____  .

I used _____  .

I used _____  .


I used _____  .

My name _____


Teachers: Use this sheet with the activity on page 4 of your Teacher's Guide.

Pattern Block Spring Flowers

Use pattern blocks to make spring flowers.



Count how many blocks of each shape you used. Then color your flower!

I used _____  .

I used _____  .

I used _____  .

I used _____  .

I used _____  .

I used _____  .

My name _____




Show What You Know: Would You Munch a Plant for Lunch?

Use your *Let's Find Out* to answer the questions.
A grown-up can help you.

1. What plant part is the panda eating?

stem

flower



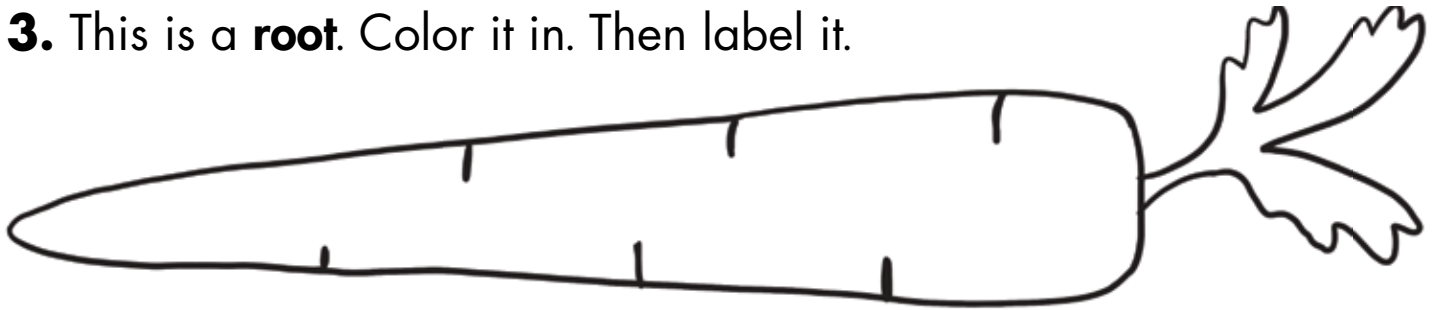
2. What plant part is the bunny eating?

flower

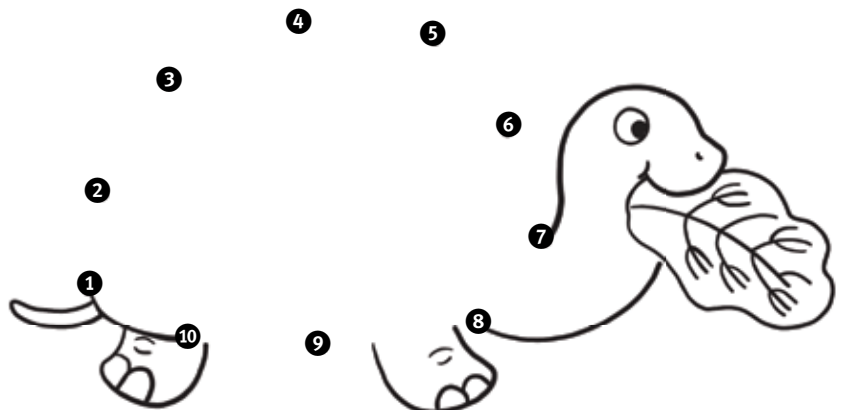
root



3. This is a **root**. Color it in. Then label it.



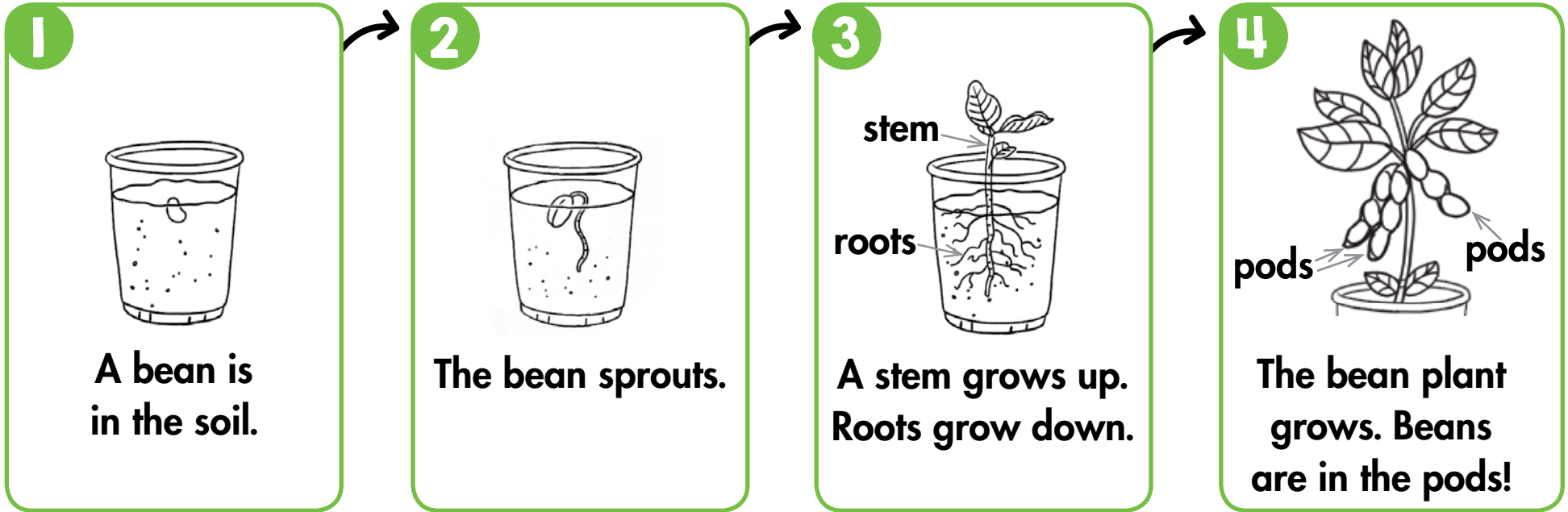
4. Connect the dots to see
another animal that
eats plants!



My name _____

Bean Plant Life Cycle

Read how a bean plant grows. Then answer the questions. A grown-up can help you.



ILLUSTRATIONS: JULISSA MORA

©2020 SCHOLASTIC INC. PERMISSION GRANTED TO TEACHER-SUBSCRIBERS TO REPRODUCE THIS PAGE FOR CLASSROOM USE ONLY.

1. What do you see in step 1?



bean



pod

2. What do you see in step 2?



sprout



bean

3. What do you see in step 3?



sprout



roots

BONUS:

Circle the bean pods.

My name _____

Plant Part Taste Test

Teachers: Use this sheet with the activity on page 5 of your Teacher's Guide.

Root: _____

Draw it.

Stem: _____

Draw it.

Fruit: _____

Draw it.

Taste:   

Taste:   

Taste:   

My name _____



Show What You Know: **A Caterpillar Grows Up**

Use your *Let's Find Out* to answer the questions.
 A grown-up can help you.

1. What hatches from a butterfly egg?

a caterpillar



a butterfly



2. Can a  fly?

yes

no

3. Do all butterflies look the same?

yes

no

4. Color these butterflies.



My name _____

Color by Vowel Sound

Color the picture by using the color key for each word.


TEACHER TIP: Before children begin, have them color each crayon in the key.

short a =  purple

short i =  green

short e =  yellow

short o =  pink




My name _____

Fingerprint Life Cycle

TEACHER NOTE: Use this sheet with the activity on page 6 of your Teacher's Guide.


Put your fingerprints in the gray spots. Look at the  to see which fingers to use.

Use your
pinkie
to make the




Egg

Use your
index finger
to make the



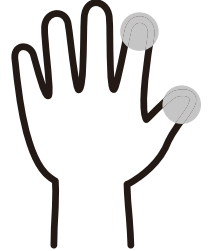
Caterpillar

Use your
thumb
to make the

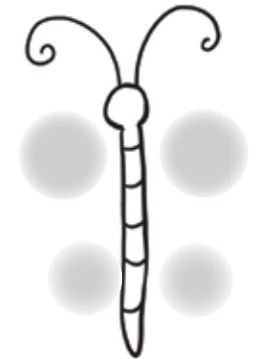


Chrysalis

Use your
index finger
and thumb
to make the



Butterfly



My name _____



Show What You Know: Don't Be a Litterbug!

Use your *Let's Find Out* to answer the questions.
 A grown-up can help you.

1. What does a litterbug do?

throws trash
 on the ground



looks for bugs



2. Finish this sentence.

This _____ needs a clean home.




3. We need to keep the ocean clean. Cross out the trash.
 Draw and label an animal that lives there.



My name _____

MAP: Park Cleanup


A kindergarten class picked up litter in a park. They drew a ☺ on this map on each place they picked up trash.



1. Did they pick up trash on the  ? **yes** **no**

2. Did they pick up trash near the  ? **yes** **no**

3. Did they pick up trash on the  ? **yes** **no**

4. Did they pick up trash near the  ? **yes** **no**